

The views expressed in this presentation are the views of the author/s and do not necessarily reflect the views or policies of the Asian Development Bank, or its Board of Governors, or the governments they represent. ADB does not guarantee the accuracy of the data included in this presentation and accepts no responsibility for any consequence of their use. The countries listed in this presentation do not imply any view on ADB's part as to sovereignty or independent status or necessarily conform to ADB's terminology.



11th ADB International Education and Skills Forum

Applying a Fresh Lens to Unlock the Power of Human Capital

3-5 December 2025 | Metro Manila, Philippines



11th ADB International Education and Skills Forum
Applying a Fresh Lens to Unlock the Power of Human Capital



Approach to Developing a New ADB Education Sector Strategy 2035



Action Points from the Education Sector Operations Evaluation

1. Update ADB's education policy framework – new or renewed strategic approaches and objectives
2. Enhance effectiveness of sector diagnostic work and strategic planning for education at the country level
3. Strengthen outcome framework for education
4. Align human resources to ADB's strategic positioning in education

LOOKING BACK

A quick picture of findings from an analysis of
PCR/PVRs/PPERs from IED data base from 2007-2024

11th ADB International Education and Skills Forum

Applying a Fresh Lens to Unlock the Power of Human Capital



**EDU is one of the best performing sectors in overall rating:
No.1 Rating on Sustainability and Efficiency
Rating on Relevance and Effectiveness are slightly below ADB average**

	Overall	Relevance	Effectiveness	Efficiency	Sustainability	Total Projects
AFNR	71.3	84.5	67.8	71.8	58.6	174
EDU	77.9	86.3	65.3	72.6	84.2	95
ENE	77.3	88.8	75.7	69.2	75.0	168
FIN	54.7	74.7	49.4	56.3	60.9	87
HLT	82.5	87.5	75.0	67.5	79.0	38
ICT	42.9	42.9	57.1	57.1	71.4	7
IND	69.7	78.8	60.6	57.6	72.7	33
MUL	72.7	100	81.8	72.7	45.5	11
PSM	73.9	84.7	69.4	72.6	65.9	132
TRA	68.9	91.7	74.1	67.0	60.4	288
WUS	62.1	87.1	62.1	67.1	54.0	139
Total	70.3	86.5	68.6	68.2	64.9	1,172

Source: IED PCR/PVR/PPER rating database from 2007 to 2024. Note: Figures in the table is percentage showing proportion of highest two ratings (e.g., highly successful, successful).
INTERNAL. This information is accessible to ADB Management and Staff. It may be shared outside ADB with appropriate permission.



Summary of Findings from Analysis of PCRs/PVRs and PPERs

1. In overall rating, Edu comes second, after Health
2. Education projects have done well on efficiency and sustainability but need to do better on effectiveness
3. Portfolio in East Asia and Southeast Asia has done well in ratings while Pacific and Central/West Asia need to improve; South Asia is in the middle
4. Results Based Loans and Sector Development Programs have done better than project loans
5. Fragile and Conflict Affected Situations (FCAS) countries did better than Small Island Developing States (SIDS) countries

LOOKING AHEAD

11th ADB International Education and Skills Forum

Applying a Fresh Lens to Unlock the Power of Human Capital

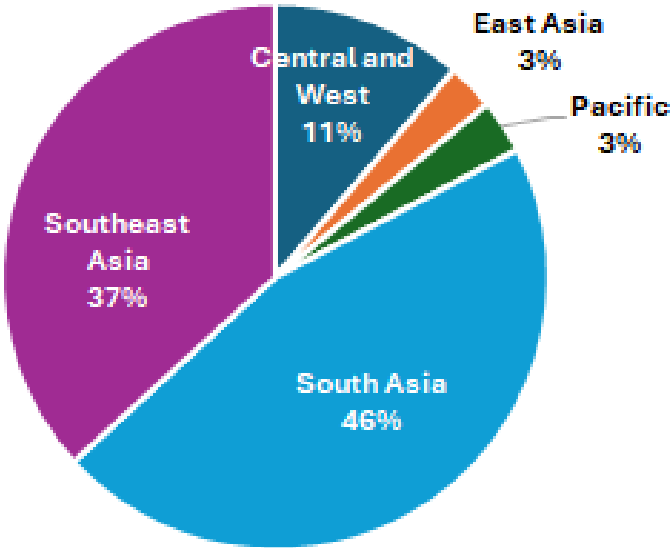




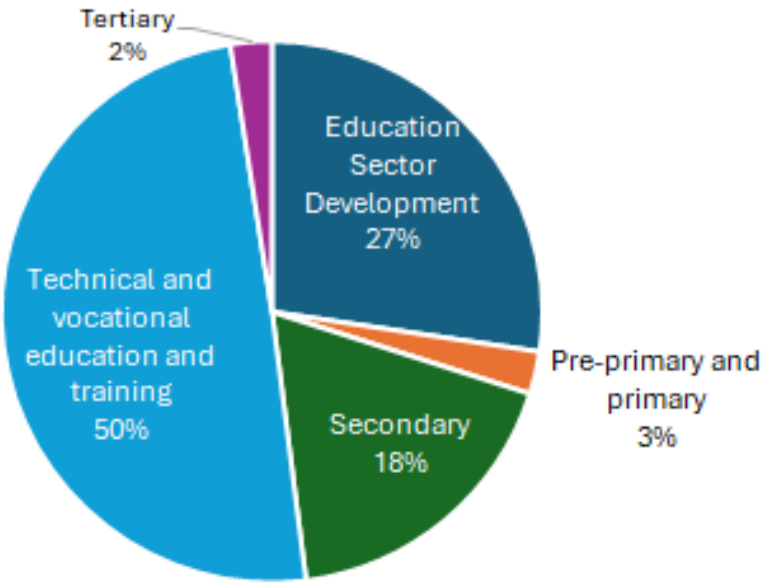
Education Pipeline 2025 to 2028

\$ 6.5 billion
(As of December 2025)

Education Pipeline, 2025-2028
by Region



Education Pipeline, 2025-2028
by Subsector





11th ADB International Education and Skills Forum
Applying a Fresh Lens to Unlock the Power of Human Capital



BIG, BOLD IDEAS FOR THE FUTURE OF EDUCATION

What are key factors to operationalize them and put them to action?



11th ADB International Education and Skills Forum
Applying a Fresh Lens to Unlock the Power of Human Capital



Key Areas for Education Sector Strategy

Directional Priorities Sub sectors of Education

Scaling up Operations Sub regions of Asia and the Pacific

Joined up Approaches for Education, Health and Social Protection

Strengthening combined Sovereign and non-Sovereign Processing

Avenues to Scale Up Investments and Extend the Footprint of Education Sector Operations



Digital Transformation

Extending digital connectivity to most institutions including IT infra;
Can ADB projects expand digital capabilities across the board

Climate Resilience

Climate resilient infrastructure and facilities in all institutions supported by ADB

Tapping Multi-Sector Linkages


Invest in human capital development and skills in multi-sector contexts: clean energy, high-tech agriculture, high-speed rail, EVs and water and urban



Exploring Big Bold Ideas for Education




Digital Solutions for new pedagogy



Bringing innovations to majority of educational institutions

Digital First solutions for the needed settings


Climate Resilience



Green competencies and knowledge and skills for climate resilience


Skills for green jobs

Next Gen Teachers




Preparing next gen teachers who are empowered to teach new-age students and digital natives

Centers of Excellence




Specialized institutions and lighthouse institutions and vertically integrated skills and advanced studies

New dimensions of equity



Digital equity, need to scale up support to persons with disability, addressing mental health; and climate vulnerable

New Metrics



Impact assessment is crucial; not only what we measure and monitor but also how we monitor – new vision for EMIS, LMIS, learning assessment at scale





11th ADB International Education and Skills Forum
Applying a Fresh Lens to Unlock the Power of Human Capital



Operationalizing Big Bold Ideas for Education

High Quality Diagnostic Studies and Roadmaps

Strengthening Systems Capacities and Technical Expertise

Enhancing Knowledge and Financing Partnerships

Crowding in Private Sector Capital and Unique Strengths

Thank you!

Please Share Your Ideas!

11th ADB International Education and Skills Forum
Applying a Fresh Lens to Unlock the Power of Human Capital

