

The views expressed in this presentation are the views of the author/s and do not necessarily reflect the views or policies of the Asian Development Bank, or its Board of Governors, or the governments they represent. ADB does not guarantee the accuracy of the data included in this presentation and accepts no responsibility for any consequence of their use. The countries listed in this presentation do not imply any view on ADB's part as to sovereignty or independent status or necessarily conform to ADB's terminology.

WAVES OF CHANGE

Harnessing Technology to Power the Sustainable Blue Economy

Workshop Two

25–28 May 2026 • Busan, Republic of Korea



Ministry of Oceans
and Fisheries




TABLE ASSIGNMENTS: DAY 2 (COUNTRY GROUPS)

The logo for the Asian Development Bank (ADB), consisting of the letters 'ADB' in a white serif font on a dark blue square background.

TABLE NO.	COUNTRIES
1	Brunei Darussalam, Cambodia, Marshall Islands and Vanuatu (7 participants)
2	Indonesia and Malaysia (7 participants)
3	Thailand and Philippines (7 participants)
4	Viet Nam, Kiribati and Palau (7 participants)
5	Cook Islands, Fiji and Federated States of Micronesia (7 participants)
6	Solomon Islands, Tonga and Tuvalu (7 participants)
7	Maldives and Sri Lanka (6 participants)

Session 9: From Ideas to ADB Projects

Learning Objectives

ADB



M

MODALITIES AND MONEY

Understand ADB
financing and
project
modalities for
blue economy



A

ADB PATHWAYS

See how ideas
move into the
ADB pipeline and
country programs



P

POINTS OF ENTRY

Identify where
and how your
ideas can engage
ADB



S

SHAPE IDEAS

Start
transforming
insights into
structured
project concepts

MAPS: Turning Ideas into ADB Projects

Session 9: From Ideas to ADB Projects

Process and Timing

ADB



16:00 – 16:15 (15 mins)

Scene Setting: ADB Pathway, Points of Entry and Project Cycle (3Ps)

16:15 – 16:55 (40 mins)

Country Team Exercise: Opportunity Scoping

Use prescribed template (print outs provided)

Prepare opportunity card (template provided)

16:55 – 17:10 (15 mins)

Quick Exchange: Idea Seeding

2 mins maximum per team; use opportunity card template

1 each from Southeast Asia, Pacific and South Asia

Note: Submit for posting in “opportunity wall”

17:10 – 17:15 (5 mins)

Wrap up

Session 9: From Ideas to ADB Projects

Opportunity Scoping

ADB



Goal:

- Identify one clear, high-potential opportunity statement
- Focus on the problem and value, not full solutions

Output:

- One opportunity card per country team
- *For refinement in succeeding sessions*

Session 9: From Ideas to ADB Projects

Opportunity Scoping

ADB

Guide Questions:



1. Development Challenge
What is the core problem you want to address?
(Who is affected? Why does it matter now?)



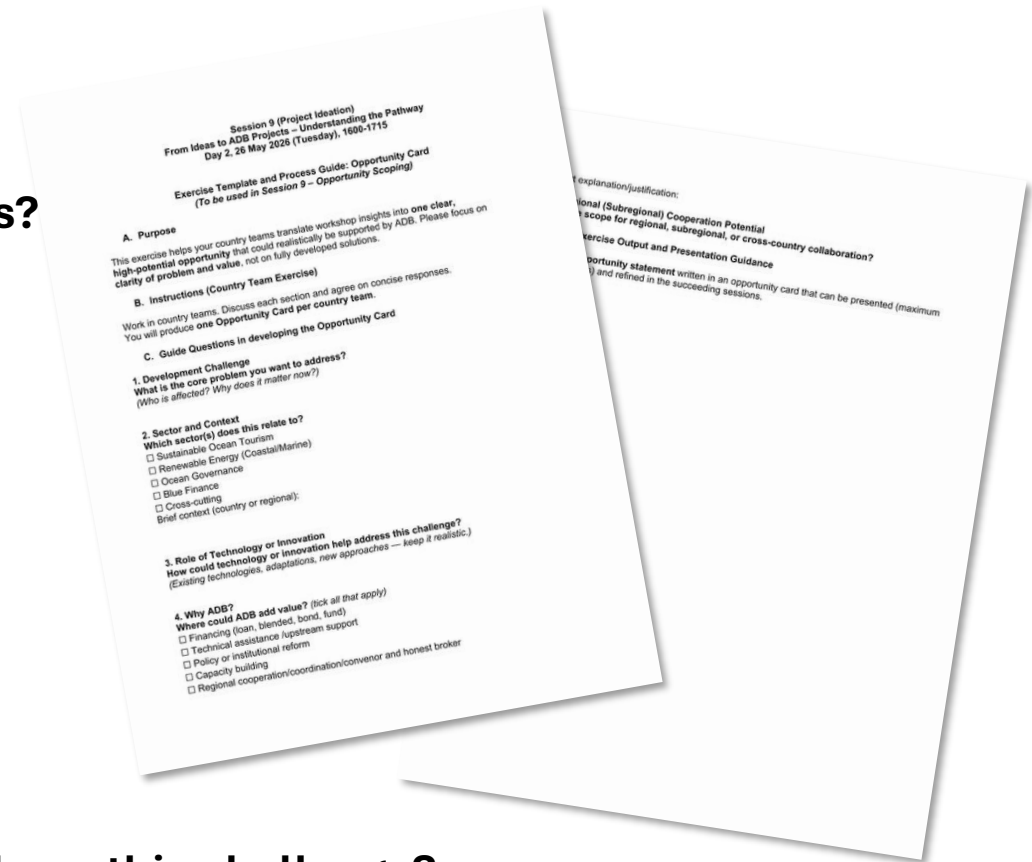
2. Sector and Context
Which sector(s) does this relate to?

- Sustainable Ocean Tourism
- Renewable Energy (Coastal/Marine)
- Ocean Governance
- Blue Finance
- Cross-cutting

Brief context (country or regional):



3. Role of Technology or Innovation
How could technology or innovation help address this challenge?
(Existing technologies, adaptations, new approaches — keep it realistic.)



Guide Questions:



4. Why ADB?

Where could ADB add value? *(tick all that apply)*

- Financing (loan, blended, bond, fund)
- Technical assistance /upstream support
- Policy or institutional reform
- Capacity building
- Regional cooperation/coordination/convenor and honest broker

Short explanation/justification:



5. Regional (Subregional) Cooperation Potential

Is there scope for regional, subregional, or cross-country collaboration?



Session 9: From Ideas to ADB Projects

Opportunity Scoping

Filled Example

ADB

Palau Resilient Tourism Development

(Product diversification and technology-enabled destination management)



Development Objective

Spread the benefit of tourism throughout the country and encourage Palauans abroad to return home.



1. Development Challenge

Palau's marine tourism destinations are overcrowded and threatening the sustainability of its marine ecosystem. At the same time, areas of the country are underdeveloped for tourism. Governments lack real-time data and tools to manage visitor pressure and enforce environmental regulations. This threatens livelihoods, biodiversity, and long-term tourism revenues.



2. Sector and Context

- Sustainable Tourism – Product Diversification and Destination Management
- Ocean Governance



Session 9: From Ideas to ADB Projects

Opportunity Scoping

Filled Example

ADB

Palau Resilient Tourism Development

(Product Diversification and technology-enabled destination management)



Investment Mapping & Scoping

Project Identification

Tourism Site Infrastructure

Destination Development & Entrepreneurship

Investment & Connectivity



3. Role of Technology or Innovation

- Destination Information Management Systems that supports asset inventory, product development, and access to funding. GIS mapping to identify tourism assets.
- Tourism attraction app that combines access to sites, payment, mobile data, booking systems, and visitor data collection.
- Data dashboards to support evidence-based zoning and carrying-capacity decisions

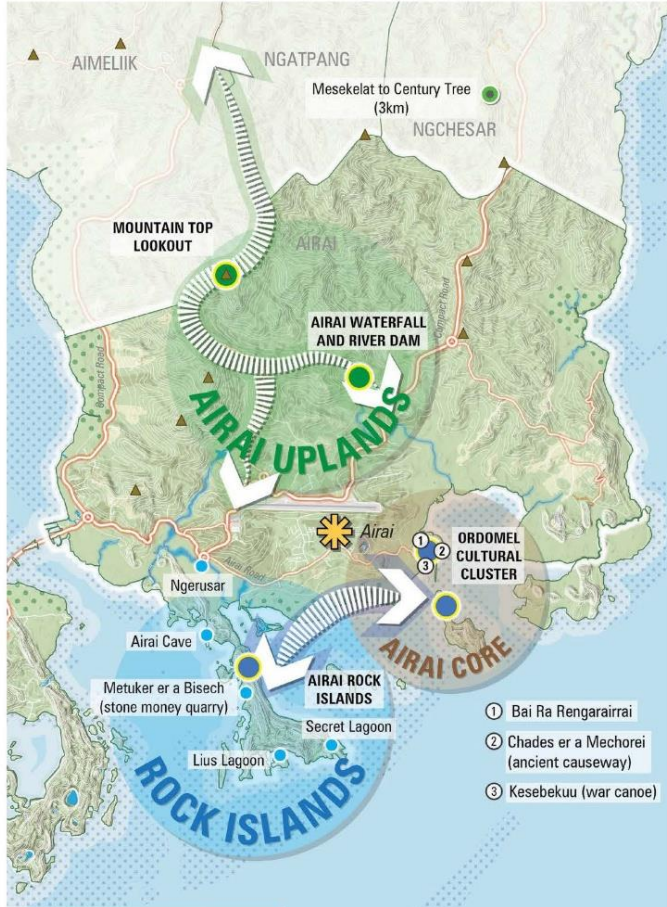


4. Why ADB?

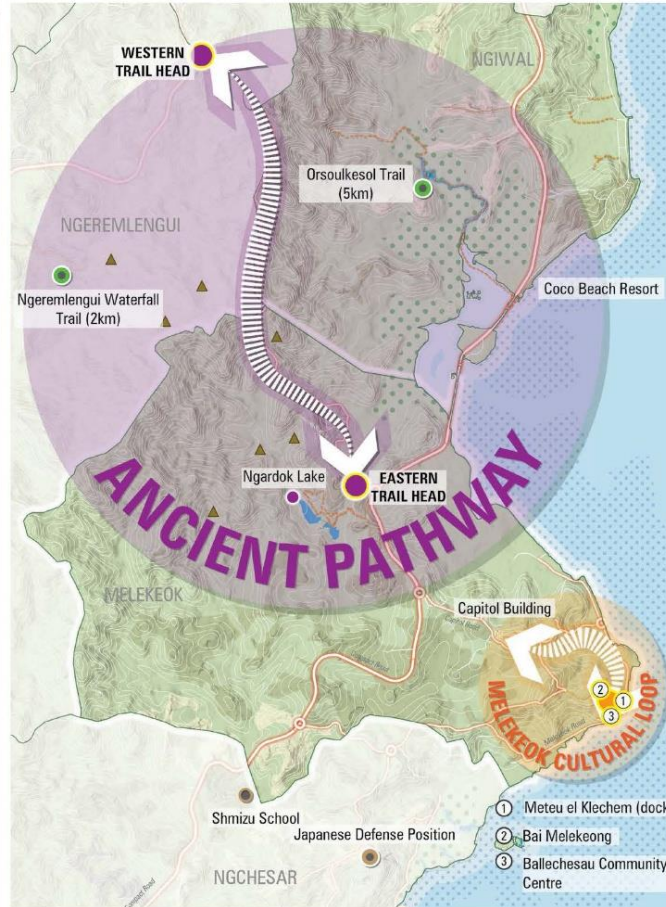
- Technical assistance / upstream support
- Policy or institutional reform
- Financing
- Regional cooperation / convening

Why: ADB can support TA for destination investment mapping and project identification. ADB can finance project investments and integrate technology into tourism and coastal management policies, and scale solutions through investment or blended finance.

Tourism Frameworks across 3 States



State Framework: Airai State



State Framework: Melekeok State



State Framework: Ngarchelong State



Indicative Concept Plan



Design Reference



Artists impression: Causeway Boardwalk

The 'Ordemel Cultural Cluster' and 'Rock Island Hop'

Showcase the very special cultural and natural assets of Airai State in a compact format in close proximity to the Palau International Airport and Koror Tourism and Accommodation base.

Palau Resilient Tourism Development

(Product Diversification and technology-enabled destination management)



5. Regional Cooperation Angle/Dimensions

Countries face similar tourism development challenges. Shared platforms, regional knowledge exchange, and common indicators could reduce costs and accelerate adoption. Increased products and connectivity can lead to regional tourism routes and itineraries.

Opportunity Card Statement (what to present):

Using digital technology to identify tourism assets, spread visitor distribution, and collect visitor data platforms to enable sustainable tourism growth while protecting coastal ecosystems.



An aerial photograph of a solar farm with a semi-transparent coral reef overlay. The solar panels are arranged in neat rows on the right side of the image. The coral reef overlay covers the left and central areas, featuring various types of coral in shades of blue, purple, and yellow. The text "Thank you!" is centered in white over the coral reef.

Thank you!