

This is not an ADB material. The views expressed in this document are the views of the author/s and/or their organizations and do not necessarily reflect the views or policies of the Asian Development Bank, or its Board of Governors, or the governments they represent. ADB does not guarantee the accuracy and/or completeness of the material's contents, and accepts no responsibility for any direct or indirect consequence of their use or reliance, whether wholly or partially. Please feel free to contact the authors directly should you have queries.

Dust Reduction Technologies

Jason Whaanga
General Manager

DSH
SYSTEMS





200 000+
Loads per Day



Installed in 74
countries



Installed in most of the large corporate companies loading
bulk materials. (here is a list of some of them)





Up to 96% dust reduction



Protects the product



Cleaner operating conditions



Loads denser and heavier



Reduces maintenance



Reducing costs




Improved working environment

Dust

- Can be Flammable
- Can be Explosive
- Neighbourhood Nuisance
- Issue for the local environment
- Health risk
- Maintenance issue
- Contaminant to waterways



Explosion risk



Certain dusts significantly increases the explosion risk.

Cost of remediation is extreme

Insurance Liabilities significant

**Reducing Dust
reduces the Risk**



Environmental factors

- Neighbors
- Visibility
- Nutrient leakage
- Cleanup

Reducing the dust reduces the Risk of local government involvement



Cleaning and Maintenance

- Reduced cleaning by 60%
- Maintenance reduced 40%

Reduce the dust, increase the profitability.



DSH technical development criteria for design for passive dust reduction equipment

Understand the reasons why the dust is generated

Can you passively manipulate the product?

Can you passively manipulate the environment?

DSH fundamental design Principles

Control	Control the material control the dust
Contain	Keep the dust within the product stream
Reduce	Reduce the number and size of weak transfer shapes
Simple	Keep it simple smart
Application	Design the solution for each application and material

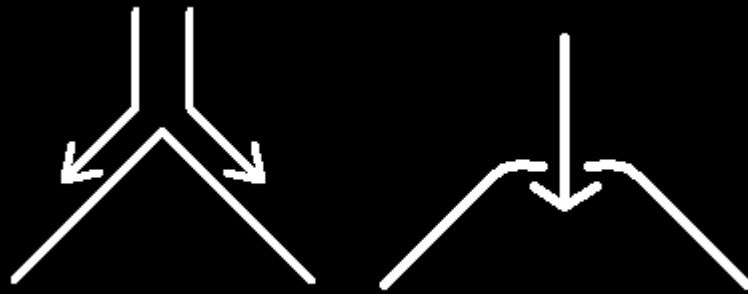


Control



- Shape of material



- Density




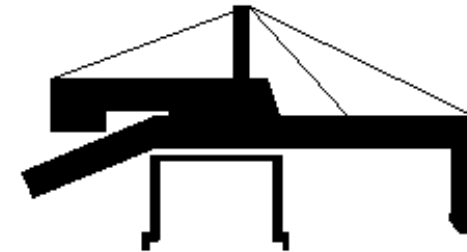
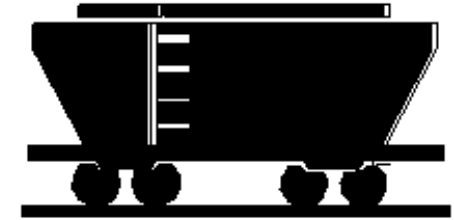

Control product transitions



Design

- What are we loading
- What Material
- How are you loading it

Design the solutions
off basic principles






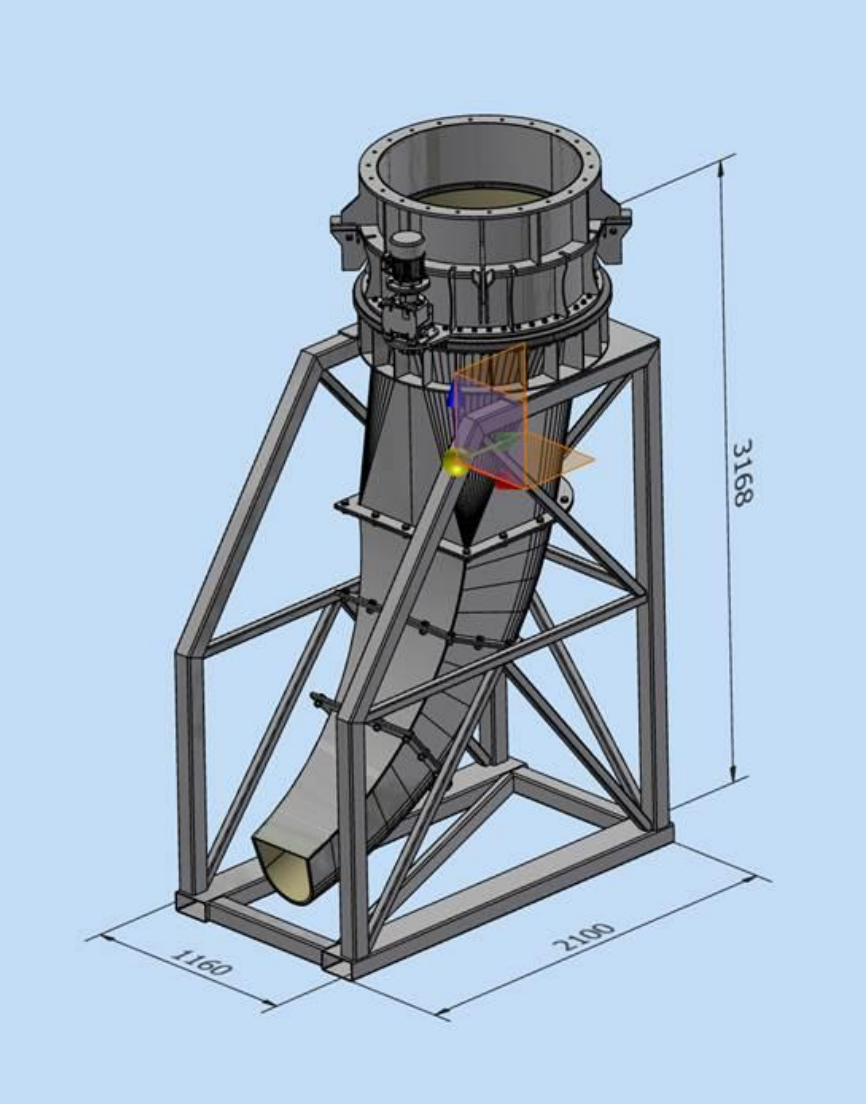
Latest high volume solution



Safety Blowout under testing

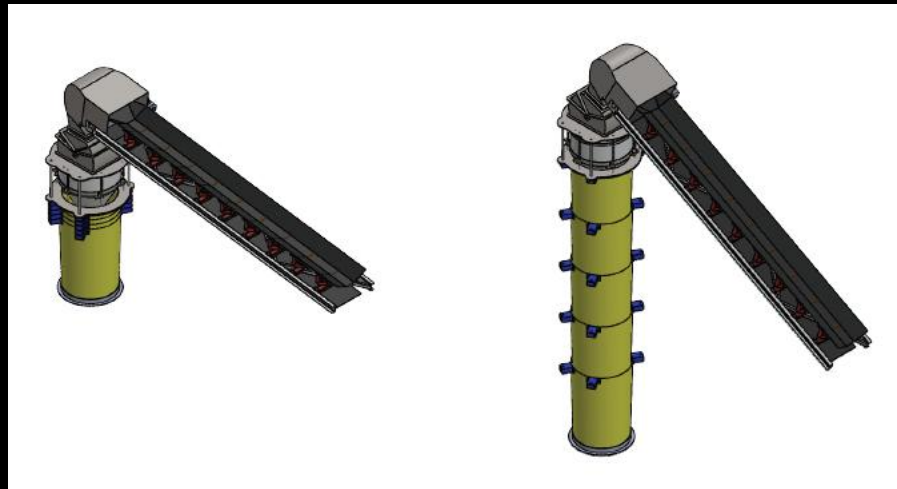


Trimming

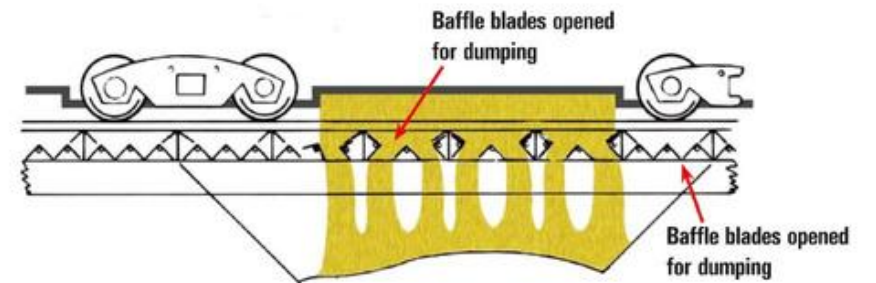


Hopper at the Top of the Chute

- Most efficient cleanest solution
- For cranes and stackers
- Modular solution
- Variety of materials
- Available with trimming
- No additional filtration

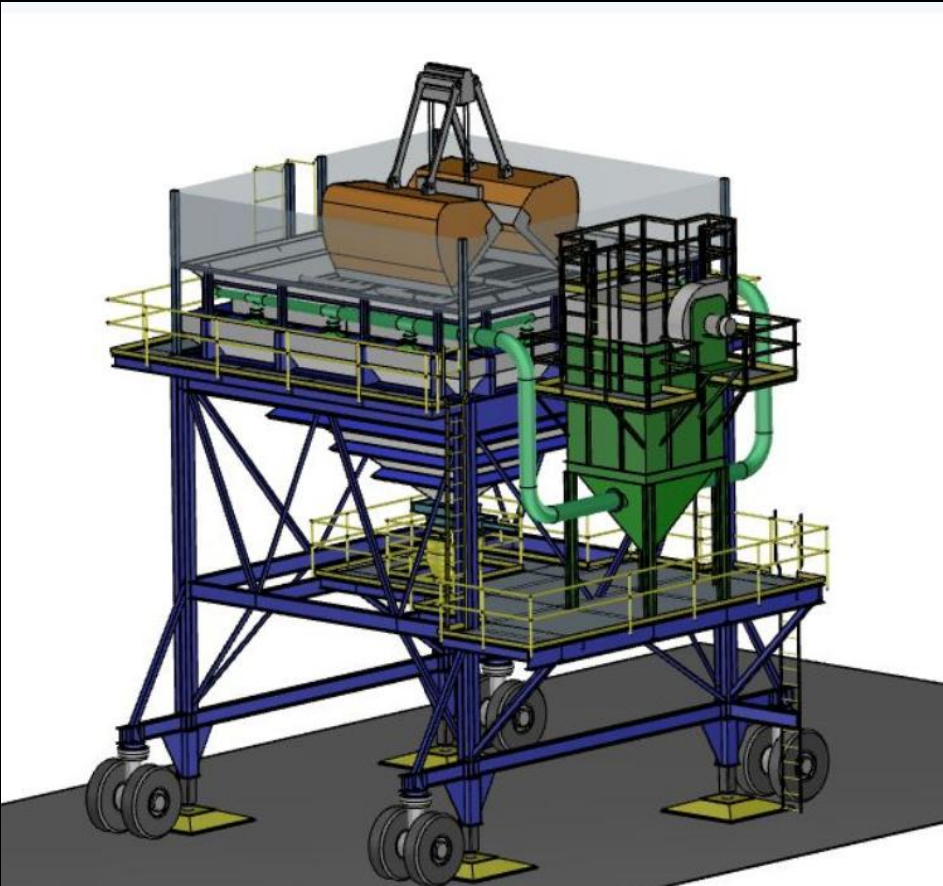


Baffle Systems





Ship offload Hoppers

-



Conveying,



Misting systems



Dust reduction

Control material as long as you can

Work with the environment

Design to the conditions

Better outcomes for you and your local environment



DSH and our technology partners
are dedicated to offering simple
passive dust reduction systems

Thankyou



Please contact the DSH Team for help
info@dshsystems.com
www.dshsystems.com