

Indonesia's Policy Directions on Air Protection and Management Based on the 2025–2029 National Medium-Term Development Plan

Presented at *Better Air Quality Conference 2026*

Bangkok, March 12th 2026

Nizhar Marizi, Ph.D.

Director of Environment

Ministry of National Development Planning/Bappenas

Republic of Indonesia

This is not an ADB material. The views expressed in this document are the views of the author/s and/or their organizations and do not necessarily reflect the views or policies of the Asian Development Bank, or its Board of Governors, or the governments they represent. ADB does not guarantee the accuracy, and/or completeness of the material's contents, and accepts no responsibility for any direct or indirect consequence of their use or reliance, whether wholly or partially. Please feel free to contact the authors directly should you have queries.



Triple Planetary Crisis:

3 (three) environmental crises that threaten the future of earth and humanity

Triple Planetary Crisis



Climate Change

The consequences of climate change already manifest through increased intensity of droughts, floods, rising temperature, and other serious catastrophes.

Approximately 50-75% of the global population could be exposed to life-threatening climatic conditions by 2100. (IPCC, 2022)



Pollution

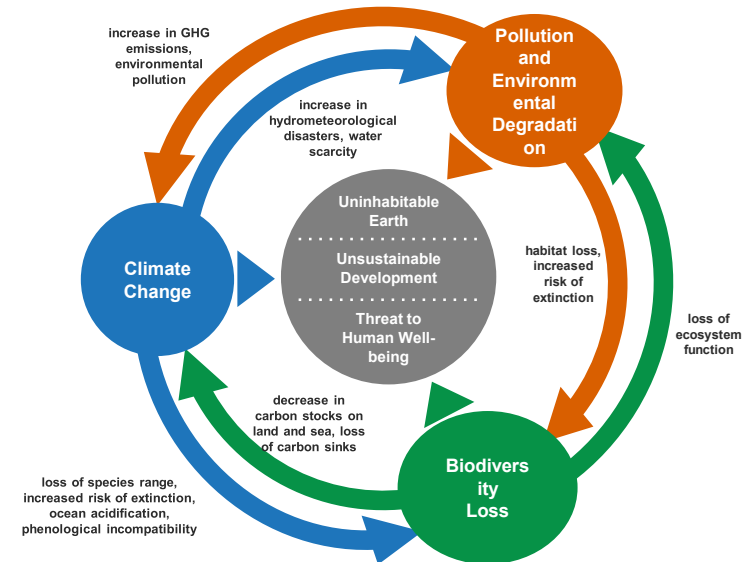
Refers to various forms of pollution (water, air, soil pollution and waste). Meanwhile, air pollution has been named the largest cause of disease and premature death in the world **causing up to 4.2 million deaths every year.** (UNFCCC, 2022)



Biodiversity Loss

Biodiversity loss threatens human health and ecosystem services, which affect livelihoods, income, local migration, food security, and may even exacerbate political conflict. **Currently, about one million plant and animal species face the threat of extinction.** (IPBES, 2019)

Interactions in the Triple Planetary Crisis



The fate of every living species on earth will depend on how we choose to respond to these triple planetary crises. **Therefore a “business as usual” scenario is no longer relevant for our development forwards.**

National Long-term Development Plan 2025-2045

LAW NO. 59 YEAR 2024 ABOUT NATIONAL LONG-TERM DEVELOPMENT PLAN 2025-2045



Indonesia's Vision in 2045
The Unitary State of the Republic of Indonesia is United, Sovereign, Advanced and Sustainable

17

Goals

8

Development Agenda(s)

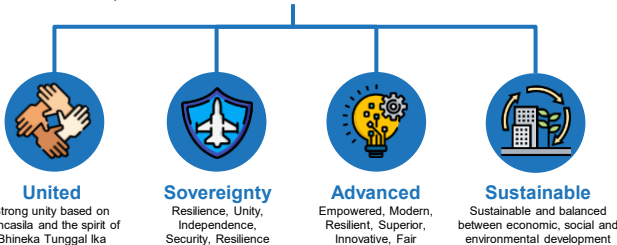
45

Indicators



The Unitary State of the Republic of Indonesia

A country that is able to utilize the potential of an archipelagic state for political, economic, defense and security, and maritime culture/civilization resilience as the world's maritime axis



The realization of Indonesia's Vision in 2045 is reflected in 5 (five) Main Goals:

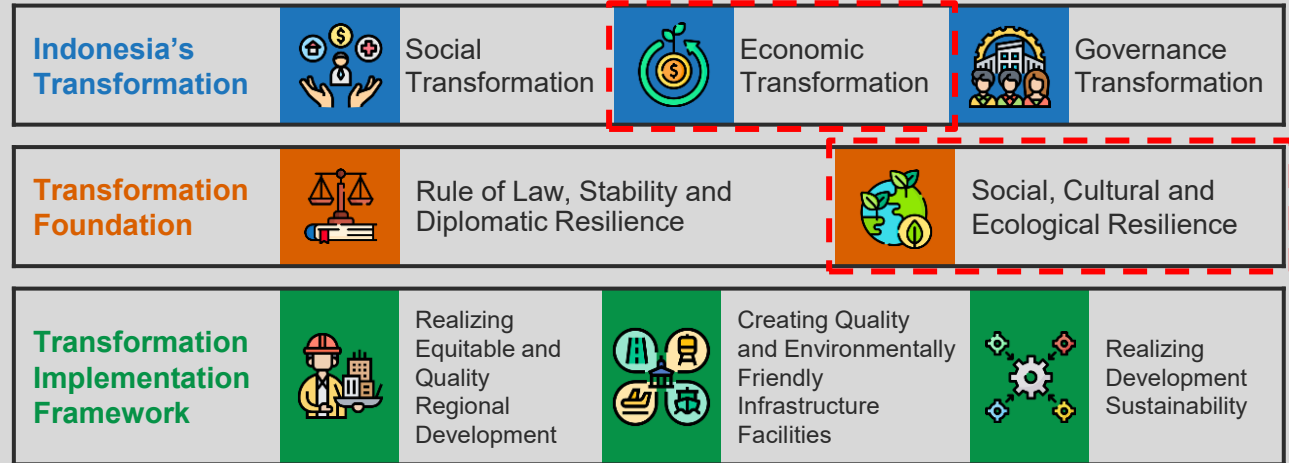
1	<p>Per capita income on par with developed countries</p>	<p>Indicators</p> <ul style="list-style-type: none"> GNI Per Capita (USD) Maritime GDP Contribution (%) Manufacturing GDP Contribution (%)
2	<p>Poverty is decreasing and inequality is decreasing</p>	<p>Indicators</p> <ul style="list-style-type: none"> Poverty Rate (%) Gini Ratio (index) Kontribusi PDRB KTI (%)
3	<p>Leadership and influence in the international world is increasing</p>	<p>Indicators</p> <ul style="list-style-type: none"> Global Power Index (ranking)
4	<p>Human resource competitiveness increases</p>	<p>Indicators</p> <ul style="list-style-type: none"> Human Capital Index
5	<p>GHG emission intensity decreased towards Net Zero Emissions</p>	<p>Indicators</p> <ul style="list-style-type: none"> Reduction of GHG Emission Intensity (%) Environmental Quality Index

The Vision and Main Objectives in RPJPN 2025-2045 are derived into 8 Missions or Development Agendas



The principles of Sustainable Development are strongly integrated into the RPJPN 2025-2045.

To achieve the vision, Indonesia must change its development path and approach, strengthened by a comprehensive transformation through the 8 Development Agenda:



Development Goals related to Sustainable Development

Economic Transformation

- Green Economy Implementation

Social, Cultural and Ecological Resilience

- High Quality Environment
- Energy, Water, and Food Security
- Resilience to Disasters and Climate Change

Vision and Mission of National Medium-Term Development Plan (RPJMN) 2025–2029



National Priorities RPJMN 2025-2029	
1	Strengthen the ideology of Pancasila, democracy and human rights.
2	Strengthen the national security defense system and encourage national independence through self-sufficiency in food, energy, water, sharia economy, digital economy, green economy , and blue economy.
3	Continue infrastructure development and increase quality employment, encourage entrepreneurship, develop creative industries and develop agromaritime industries in production centers through the active role of cooperatives.
4	Strengthening the development of human resources (HR), science, technology, education, health, sports achievements, gender equality, as well as strengthening the role of women, youth (millennial generation and generation Z), and people with disabilities.
5	Continue downstream and developing natural resource-based industries to increase domestic added value.
6	Building from the village and from below for economic growth, economic equity, and poverty eradication.
7	Strengthen political, legal and bureaucratic reforms, and strengthen the prevention and eradication of corruption, drugs, gambling and smuggling.
8	Strengthening the harmonious harmonization of life with the environment, nature and culture, as well as increasing interfaith tolerance to achieve a just and prosperous society.

National Priority 2 RPJMN 2025-2029

NP 2

Strengthening the National Defense and Security System and Promoting National Self-Sufficiency through Food, Energy, and Water Security, as well as Sharia Economy, Digital Economy, Green Economy, and Blue Economy

Target: Indonesia's Green Economy Transformation

01 National Priority Indicator : Green Economy Index

PP: Low Carbon Development	PP: Circular Economy Ecosystem	PP: Integrated Waste Management Reformation from Upstream to Downstream	PP: Green Jobs	PP: Sustainable Forest Management
Indicator PP: GHG Emission Reduction (%): a. Cumulative b. Annual	Indicator PP: Circular Material Input Rate (%)	Indicator PP: Processed Waste in Waste Treatment Facilities	Indicator PP: Proportion of Green Workers (%)	Indicator PP: Value of Sustainable Forest Resource Utilization (trillion rupiah)

02 Indicator of National Priority: Environment Quality Index

PP: Improvement of Environmental Quality and Spatial Planning

PP Indicators:

- | | | |
|-----------------------------------|-----------------------------------|---|
| 1) Water Quality Index (IKA) | 3) Land Quality Index (IKL) | 5) Percentage Increase in Compliance with Environmental and Forestry Laws |
| 2) Air Quality Index (IKU) | 4) Sea Water Quality Index (IKAL) | 6) Environmental Carrying Capacity and Assimilative Capacity Index |

03 Indicator of National Priority: Biodiversity Management Index

PP: Management of Ecosystem, Species, and Genetic Biodiversity

PP Indicators:

- | | | |
|--|---|--|
| 1) Index of Reducing the Threat of Biodiversity Loss | 2) Index of Sustainable Utilization of Biodiversity | 3) Number of Genetic Resource Management Models, including Digital Sequence Information on Genetic Resources |
|--|---|--|

Priority Activities in the Annual Government Work Plan 2026 : Improvement of Air Quality Management at the Regency/City Level

Activity Target

Strengthened air quality management, and strengthened management of air emissions in industry, infrastructure, and services

Indicator:



Number of regencies/cities with improved Environmental Response Index in the air sector

Target

514 reg/cities
(2026)



Number of industries complying with air emission standards

Target

3,030 industries
(2026)

Intervention Highlight

Strengthening air quality management at the regency/city level is implemented through

- (i) Air quality monitoring at the regency/city level;
- (ii) Air pollution control at the regency/city level as well as in the industrial, infrastructure, and service sectors

Executing Ministry/Agency



Ministry of Environment



Meteorology, Climatology, and Geophysical Agency

Activity Output



Ambient Air Quality Data and Information

Target

514 Data



Ambient Air Quality Monitoring Stations (AAQMS) that are operated and maintained

Target

133 Unit



Facilitation of Subnational Governments to Improve Air Quality (Blue Sky Program)

Target

552 Subnational



Industrial Performance Evaluation Services for Air Pollution Control

Target

5,000 Industries



Air Quality Information Operational System

Target

7 Unit

Achievements Progress

The achievement of the number of industries complying with air emission standards in 2025 amounted to 2,940 industries.

Funding Source

State Budget

Foreign Loans and Grants

Public Private Partnership

Village Fund

Air Quality Study in Indonesia : Towards Clean Air in Jabodetabek

Outcomes summary of the workshop:
Building a National Consensus on Air Pollution Control in Jabodetabek

Organized by:



Coordinating Ministry for
Infrastructure and Regional
Development



Objective

Presents an evidence-based analysis that integrates air quality data, health impacts, and economic implications, aimed at bridging the gap between global standards, national regulations, and actual conditions on the ground

Key Evidence



More than 30 million residents in Jabodetabek are exposed to deteriorating air quality.



PM_{2.5} annual average (DKI Jakarta, 2024): 34.8 µg/m³ → far above National Standard (15 µg/m³) and WHO Guideline (5 µg/m³)



Air pollution has become a multidimensional challenge, posing significant health, economic, and climate risks

Main Source of Emissions (2024)

Transportation



Power Plant

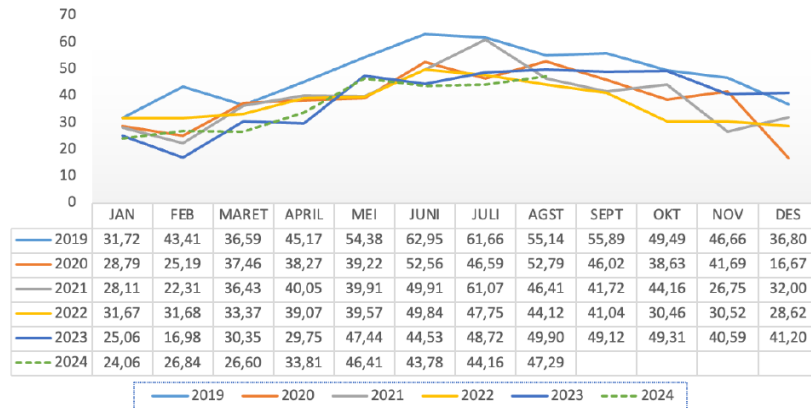


Industry



Source: Coordinating Ministry for Infrastructure and Regional Development (2025)

RATA-RATA BULANAN PM_{2,5} DKI JAKARTA



Recommended Actions

Transport Sector

- Electrify public transport and strengthen vehicle emission standards and testing
- Promote modal shift to mass transit and implement traffic demand management.

Industrial Sector

- Tighten emission standards and enforce continuous emissions monitoring
- Promote cleaner fuels, energy efficiency, and pollution control technologies

Regional/Local Government

- Strengthen cross-regional coordination in Jabodetabek
- Expand air quality monitoring and integrate air pollution control into regional planning

Air Quality Study in Indonesia: Better Air, Better Indonesia



Study title:

The Economic and Political Case for Urgent and Coordinated Action for Jakarta's Clean Air

Produced by:



Supported by:



12 KEY LEVERS TO REDUCE AIR POLLUTION IN JAKARTA BY 2030

	Levers	2030 Targets
Transport	1 Low-sulfur fuel	100% Euro IV fuel adoption in Jakarta
	2 Electrification of 2W	45% electrification (5.5M E2W) of 2W in Jakarta*
	3 Electrification of 4W	23% electrification (887k E4W) of 4W in Jakarta*
	4 Electrification of trucks	15% electrification (115k E-Trucks) of trucks in Jakarta
	5 Electrification of TransJakarta bus	100% electrification (10k E-Buses) of Transjakarta
	6 Integrated public transport	60% Public Transport ridership
Industry & Power	7 Transition coal boilers to cleaner tech	0% coal usage in industrial boilers
	8 Industry post-combustion controls	50% of highest-emitting industries install NO _x and SO ₂ controls
	9 Gas power plant controls	100% NO _x controls at combined-cycle gas turbines (CCGT)
	10 CFPP controls & retirement**	100% CFPPs compliance to post-2019 emission standards
Waste & Construction	11 Eliminate waste open burning	100% waste handling (zero waste open burning)
	12 Controlled construction dust	100% construction dust control

Objective

Conduct a systemic assessment of the economic and political case for improved air quality in Jakarta, by:

- Proposing a multi-action agenda across key sectors
- Recommending policy and governance reforms for accelerated implementation

Key Evidence



Key sectors contributing to Jakarta air pollution are transport, industry, power, waste and construction



BAU projections to 2035 indicate emissions could rise by 39%, from 247 kilotons in 2023 to 343 kilotons if current trends continue.



The transport sector is the most significant contributor to air pollution and will continue to magnify



Better Air, Better Indonesia has identified 12 key levers across transport, industry, power, waste and construction sectors

Recommended Actions

Economic Case

- Assessing public and private investment needs, market potential, and government savings to strengthen the economic case for air pollution control.

Political Case

- Establishing a centralized coordinating team to align multi-stakeholder and cross-sectoral efforts in implementing key air quality programs.

Source: SistemIQ (2025)

Optimization and Synergy of Sustainable Funding based on the 2025-2029 RPJMN Policy Direction

Funding Mobilization



Expansion of Funding Sources

1. Utilization of sharia funding and optimization of government assets
2. Optimizing the use of long-term funding instruments
3. Directing faith-based funds to support the development agenda



Implementation of Fiscal Incentives

1. Attracting non-government financing investment through innovative private funding schemes

Funding Optimization



Synergy and integration between sources, providers and users

1. Strengthening cross-sector collaboration on a global scale
2. Strengthening funding synergies as mandated by Law 1/2022



Innovation in schemes, instruments, delivery mechanisms and institutions

1. Optimizing foreign funding sources through new schemes
2. Developing cooperation schemes between government and business entities
3. Optimizing the use of blended finance instruments
4. Strengthening the planning framework for blended finance
5. Strengthening the framework for cross-ministry/institution collaboration and development partners

This innovative step needs to be supported by improvements in public investment management, in accordance with the following principles:

Public Investment Coverage

Funding Allocation

Planning

High Quality Project Assessment

Regulation

Social Compliance

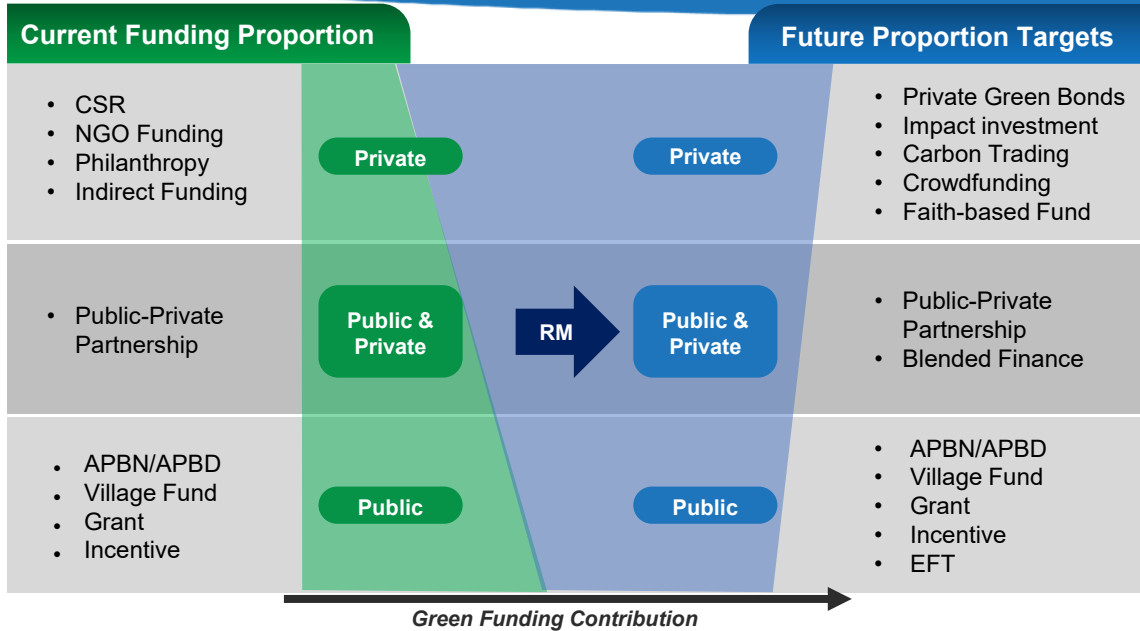
Division of Roles and Responsibilities

Asset Management and Evaluation

Effective Procurement and Implementation

Monitoring and Evaluation

Strategies in Financing Green Economic Transformation



- ## 6 Funding Strategies
- 1 Strengthening policies and institutions to increase the effectiveness of green flows and financing
 - 2 Significantly increase funding and spending through the development of innovative financing solutions
 - 3 Increasing private funding through improved data contributions, blended finance schemes and the development of market-based financial solutions
 - 4 Expanding funding sources through the development of new economic growth centers: bioeconomy, blue economy, circular economy
 - 5 Improving access and international funding flows through strengthening channeling institutions such as BPD LH and ICCTF
 - 6 Development of fiscal and non-fiscal incentives to reach all green economy sectors

Various financing options that can be developed:

Extended Producer Responsibility	Result Based Payment (RBP)	Green Bonds and Sukuk	Plastic Credit	Carbon Trading (Voluntary and Mandatory)
Environment Trust Fund	Payment for Environment Services (PES)	Ecologically-based Fiscal Transfers	Faith-based Fund, Example: Green Zakat, Wakaf	Fintech P2P Lending
Climate & nature related disclosure	Biodiversity Credit	Debt for Nature Swap	Crowdfunding and Philanthropy	Green Tax

BAQ 2026
BETTER AIR QUALITY
CONFERENCE 11-13 MAR • BANGKOK



Thank You

ขอบคุณ

