

*The views expressed in this presentation are the views of the author/s and do not necessarily reflect the views or policies of the Asian Development Bank, or its Board of Governors, or the governments they represent. ADB does not guarantee the accuracy of the data included in this presentation and accepts no responsibility for any consequence of their use. The countries listed in this presentation do not imply any view on ADB's part as to sovereignty or independent status or necessarily conform to ADB's terminology.*

ADB


# United Kingdom (UK) Business Opportunities Seminar (BOS) Event

## Water and Urban Development Sector Operation

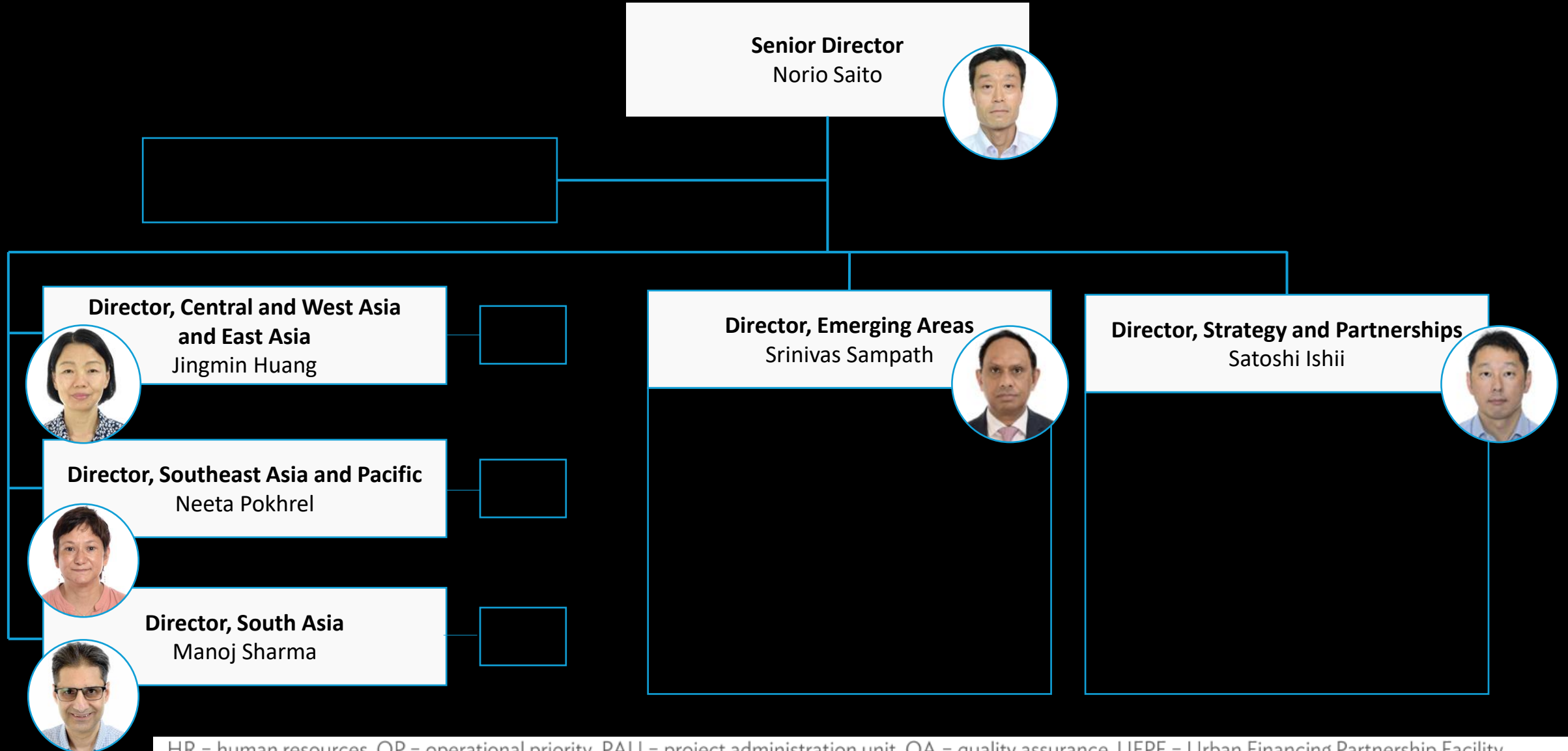
23 September 2024

Presented by Laxmi Sharma  
Head, Project Administration, SG-WUD

BUSINESS OPPORTUNITIES



# Sector Office Management Information



HR = human resources, OP = operational priority, PAU = project administration unit, QA = quality assurance, UFPF = Urban Financing Partnership Facility, USDG = urban sector directional guide, WFPF = Water Financing Partnership Facility, WSDG = water sector directional guide.

# Water and Urban Sector Challenges in Asia and the Pacific

Rapid urbanization:  
**55% of population** in cities by 2030

**1.14 billion people** lack access to sanitation

**80% of wastewater** discharged untreated  
**92 out of 100** most air polluted cities are in Asia

**40% of disasters** triggered by natural hazards occur in the region

**Lack of capacity and resources** for local governments and utilities

**500 million people** lack access to basic water supply

**1.8 billion tons** of municipal waste generated per year by 2025

**600 million** live in informal settlements in Asia

Cities generate about **70%** of total GHG emissions

**Operational sustainability** of urban services

# S2030 Operational Priority 4: Making Cities More Livable

## ADB Strategy 2030: Seven Operational Priorities



## OP4 Approaches



# Urban Sector Directional Guide

## Theory of Change

Long-term  
Impact

**MAKING CITIES MORE LIVABLE**

**A. Improved coverage, quality efficiency, and reliability of services in urban areas**

**B. Strengthened urban planning and financial sustainability of cities**

**C. Improved urban environment, climate resilience, and disaster management of cities**

Outcome  
(OP4 pillar)

1

Address urban development complexities by designing projects that incorporate multisectoral and cross-thematic benefits

2

Pursue pro-poor, inclusive, gender-responsive, and participatory approaches

3

Foster the competitiveness of cities for economic growth and job creation

4

Adoption of efficient technologies and digital solutions

5

Focus on environmental sustainability, low-carbon development, and climate and disaster resilience

6

Enable PPPs and private sector participation to enhance synergies with sovereign operations

7

Improve governance and institutional capacities of cities

Seven  
Guiding  
Principles

# Water Sector Directional Guide

## Theory of Change

Long-term  
Impact

### Advancing a Water-Secure and Resilient Asia and the Pacific

↑  
**Outcome**  
(OP4 pillar)

People and systems with strengthened resilience and ability to cope with increasing levels of change

Communities and marginalized groups with improved access to water and sanitation services and raised incomes

More sustainable water environments, improved water quality and efficient use of water resources

Effective and financially sustainable water and sanitation services and improved investor confidence

Most sustainable water environments, improved water quality, and efficient use of water resources

↑  
**Five  
Guiding  
Principles**

1

Building resilience and adaptive capacity

2

Promoting inclusive and gender equality

3

Embracing environmental sustainability and circular economy

4

Improving governance and catalyzing finance


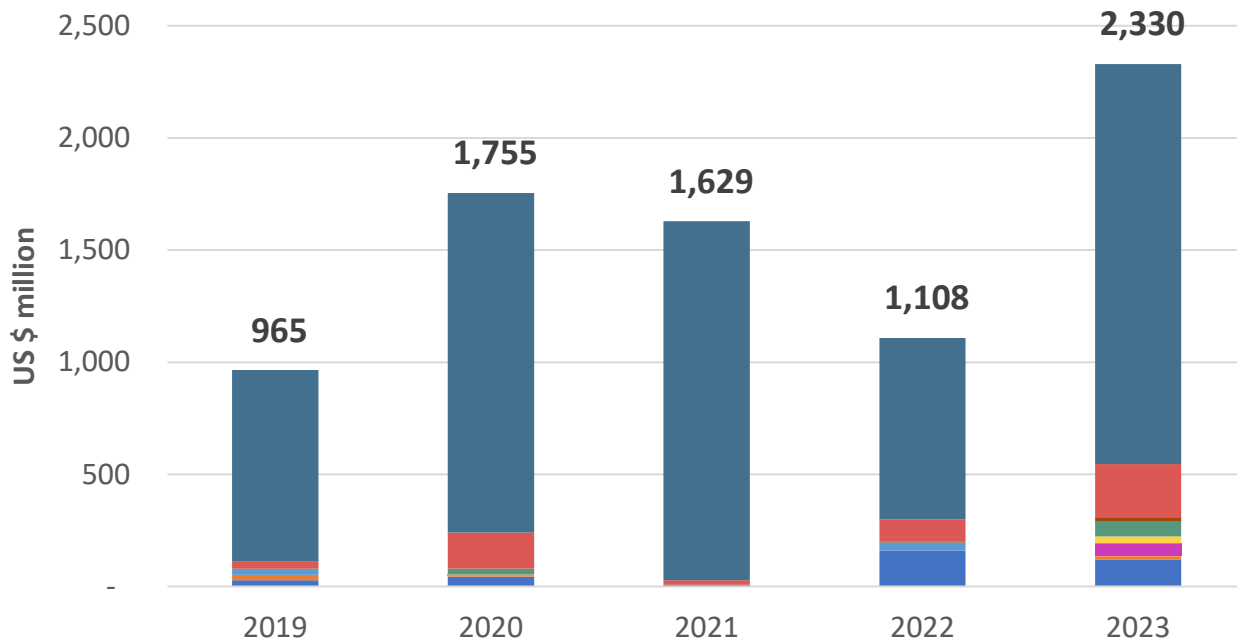
5

Fostering innovation and technological advancement

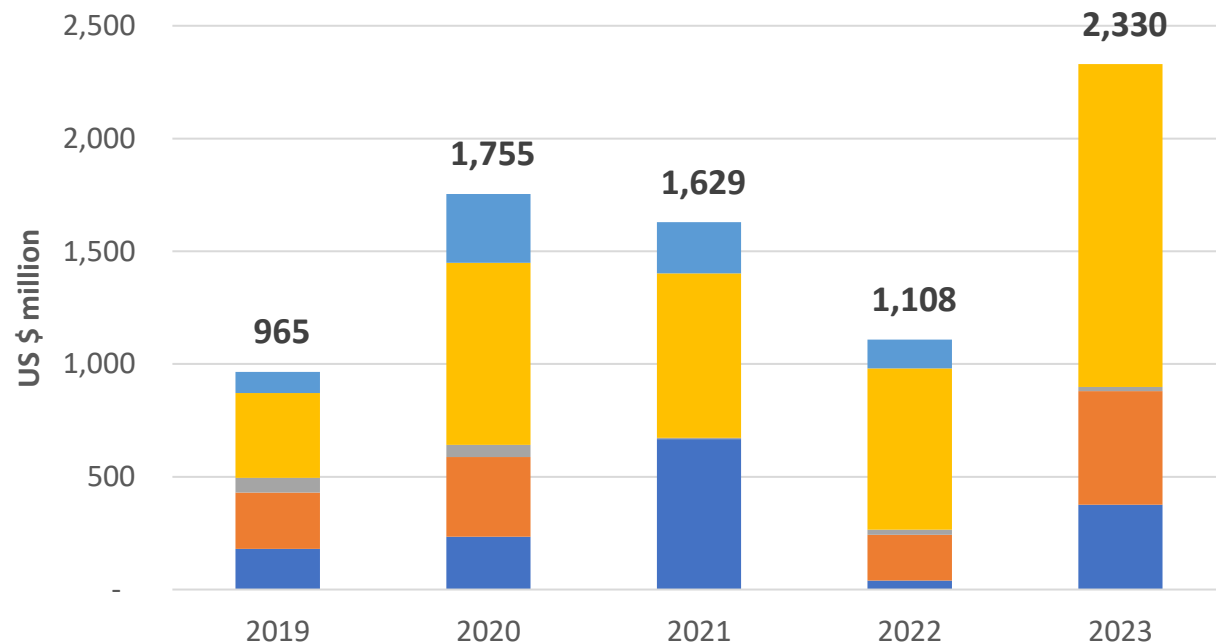
Source: ADB. 2022. [Strategy 2030 Water Sector Operational Guide](#).

# Water and Urban Development Sector Office Project Commitments

## Sector Breakdown



## Regional Breakdown



CW: Central & West Asia; EA: East Asia; PA: Pacific; SA: South Asia; SE: Southeast Asia

Data as of June 2024

# Project Commitments by Subsector

(\$ million)

SUBSECTOR	Year				
	2021	2022	2023	Total	% of Total
Urban Water Supply	371.91	414.55	407.35	1,193.81	25%
Urban Sewerage	327.31	96.19	139.82	563.32	12%
Urban Sanitation	24.15	44.03	198.25	266.43	5%
Urban Flood Protection	298.11	131.38	175.31	604.80	12%
Urban Solid Waste Management	124.21	40.44	105.71	270.36	6%
Urban Hazardous Waste Management	39.62	-	-	39.62	1%
Urban Housing	180.00	19.51	-	199.51	4%
Urban Slum Development	-	7.00	30.00	37.00	1%
Renovation & Protection of Cultural Heritage	84.73	12.88	23.00	120.61	2%
Other Urban Services	87.69	156.96	214.49	459.14	9%
Urban Policy, Institutional, & Capacity Development	413.02	126.67	567.39	1,107.08	23%
<b>TOTAL</b>	<b>1,950.76</b>	<b>1,049.62</b>	<b>1,861.31</b>	<b>4,861.69</b>	<b>100%</b>

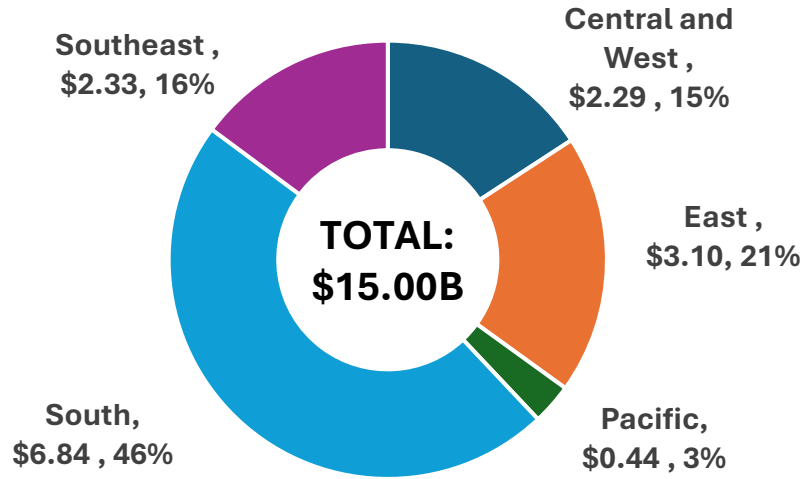
NOTE: The numbers are for water and urban infrastructure and other services (WUS) used in ADB's sector classification system. These are different from the commitments of the Water and Urban Development (WUD) Sector Office.

Covers OCR, concessional OCR, and ADF-funded investments

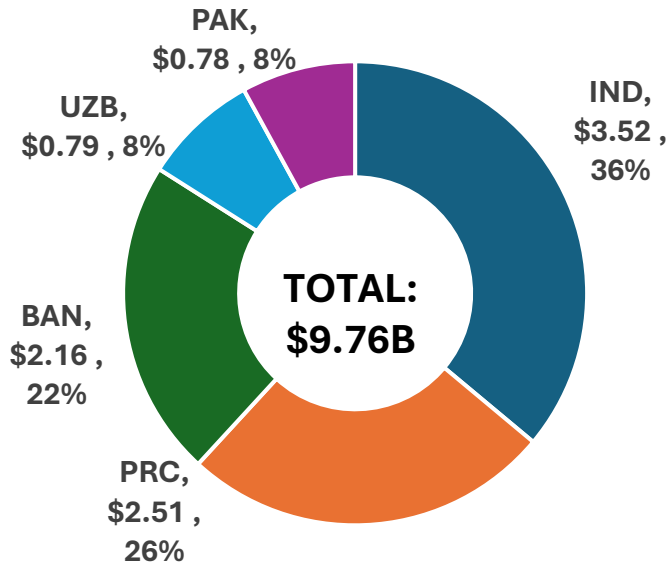


# Current Portfolio Under Administration (SOV)

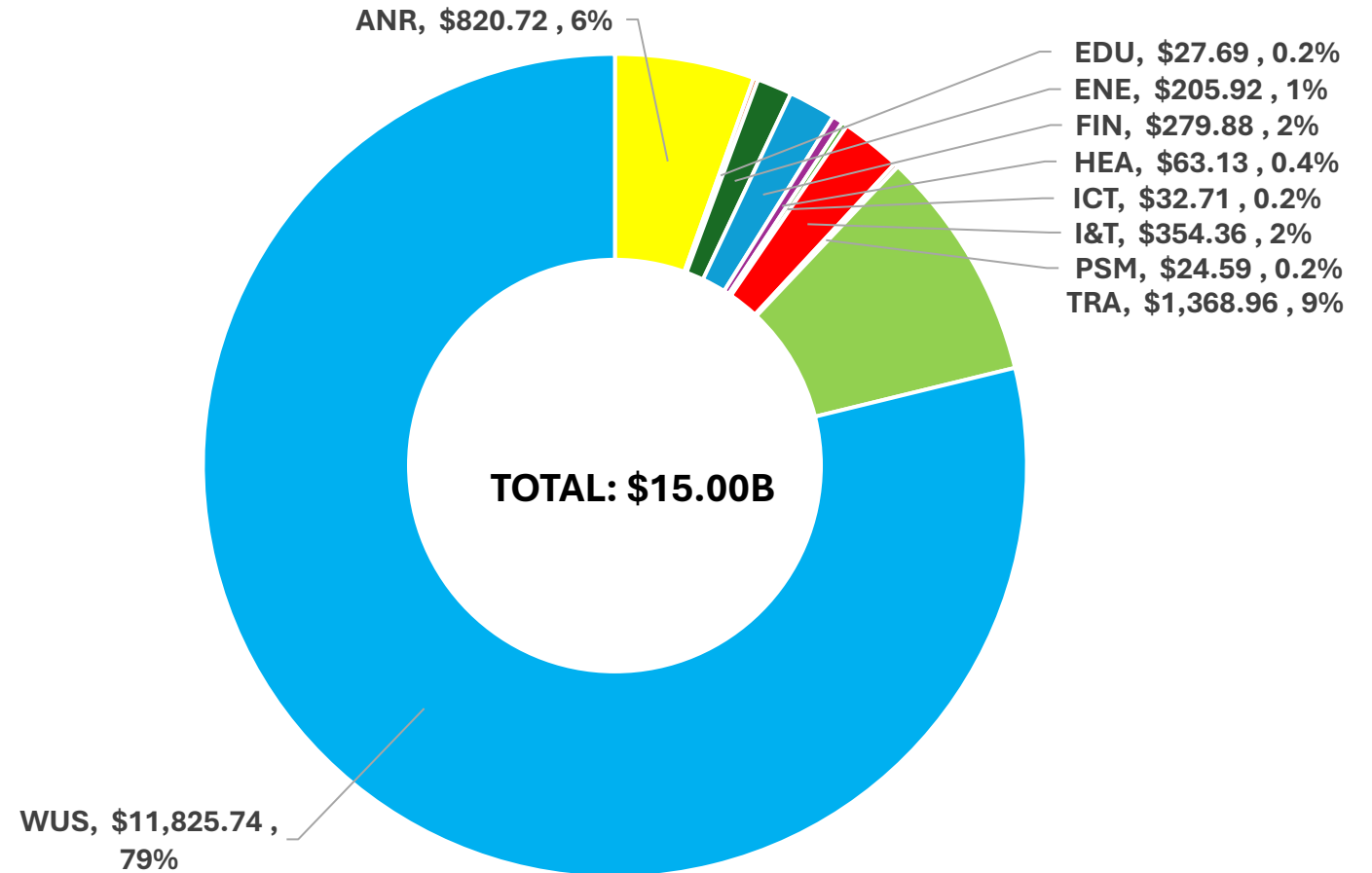
## Regional Breakdown (\$ billion)



## Top 5 DMCs (\$ billion)



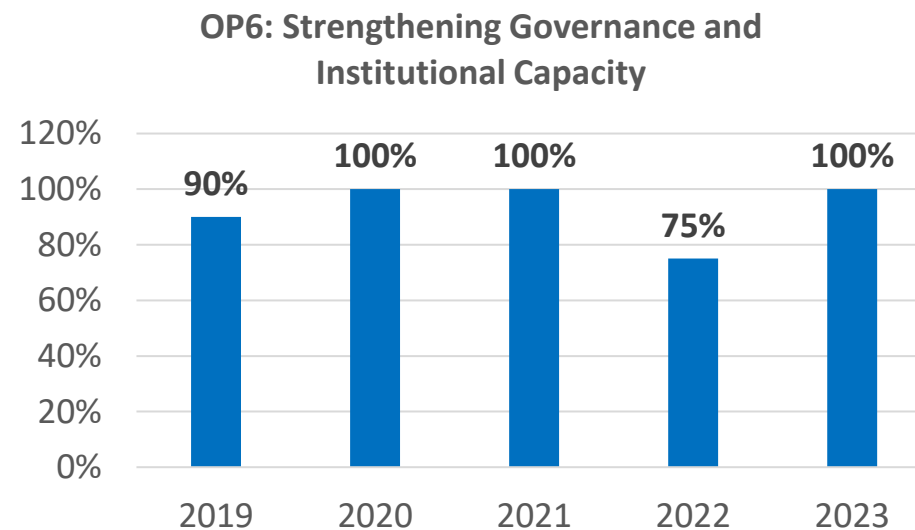
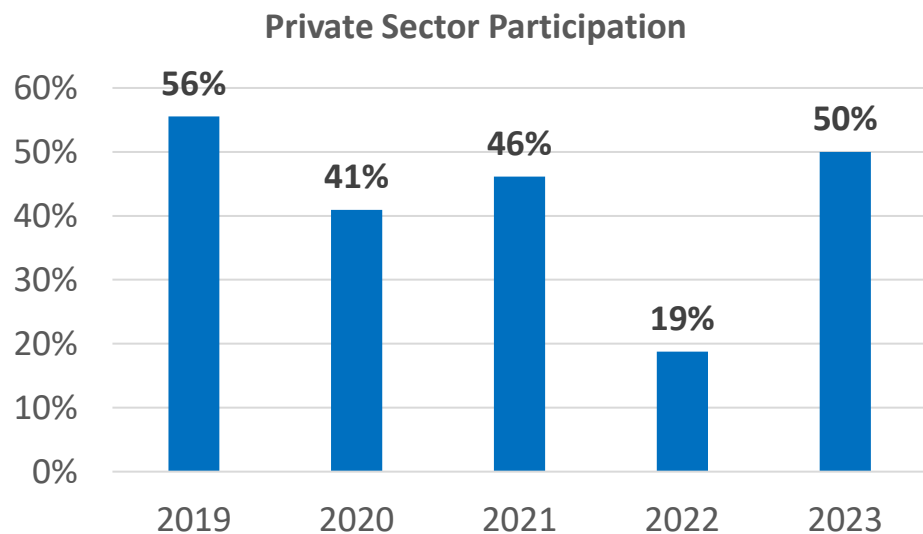
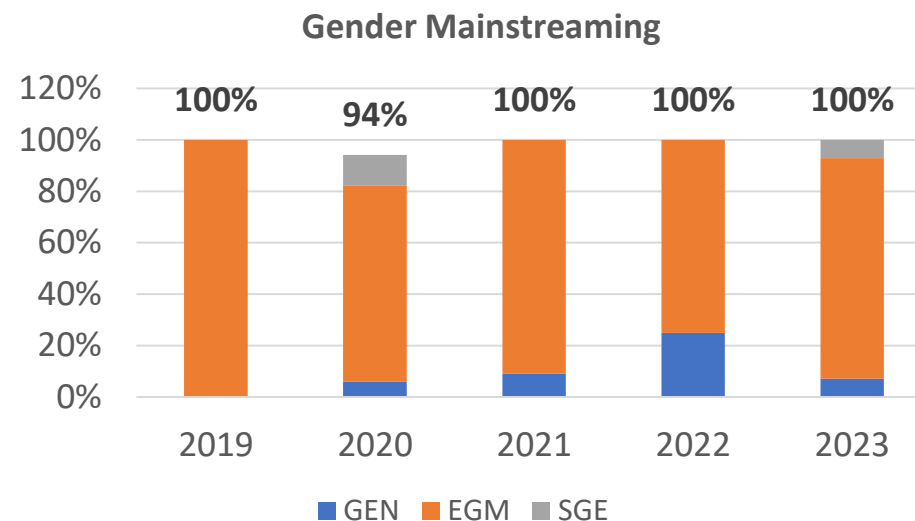
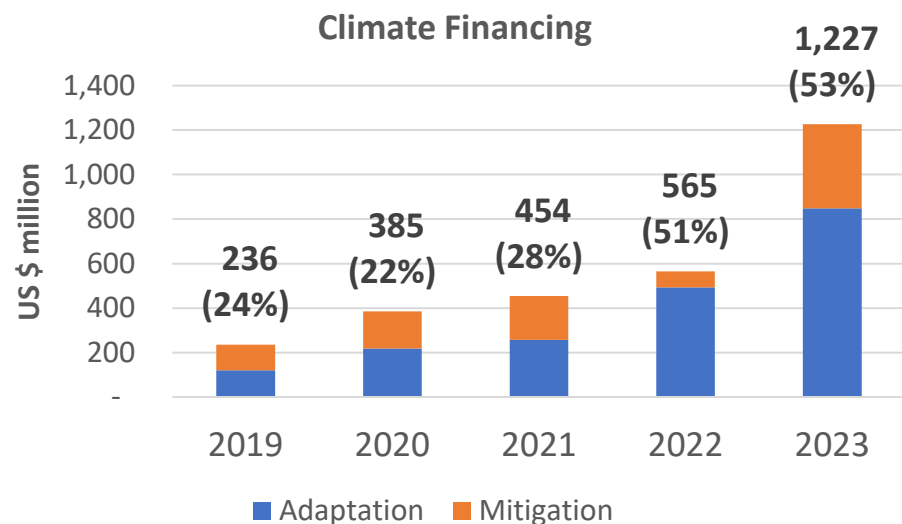
## Sectoral Breakdown (\$ million)



Note: Data as of 30 June 2024.

Source: ADB's Operations Dashboard.

# Climate Finance, Gender, Private Sector, and Governance



# Water and Urban Development Sector Office Pipeline\* (Commitments)

## Total SG-WUD Firm Pipeline (2024-2026) by Region

As of September 2024

Region	2024** Pipeline		2025 Pipeline		2026 Pipeline	
	Total Number	Commitments Amount (\$ M)	Total Number	Commitments Amount (\$ M)	Total Number	Commitments Amount (\$ M)
Central and West Asia	4	491.35	6	869.30	5	253.50
East Asia	2	293.00	3	450.00	1	102.20
Southeast Asia	4	597.65	3	211.00	2	325.00
Pacific	6	199.88	4	211.90	6	136.17
South Asia	10	1,665.0	11	1,491.79	8	790.00
<b>TOTAL</b>	<b>26</b>	<b>3,246.88</b>	<b>27</b>	<b>3,233.99</b>	<b>22</b>	<b>1,606.87</b>

\*The pipeline is indicative as of September 2024. The list is not necessarily endorsed by our client countries and is subject to change without notice.

\*\* Includes 7 projects amounting to \$858m, which were approved in 2023 and for 2024 commitment.

## WUD 2024 Pipeline (Page 1)

Year	Region	DMC	Project Title	Total Loan (\$ million)
2024	CWRD	KGZ	Issyk-Kul Environmental Management and Sustainable Tourism Development Project	56.00
2024	CWRD	KGZ	Naryn Rural Water Supply and Sanitation Development Program: Additional Finance	32.35
2024	CWRD	PAK	Sindh Emergency Housing Reconstruction Project	400.00
2024	CWRD	KGZ	New Water Intake to the City of Osh (Activity 5)*	3.00
2024	EARD	MON	Aimags and Soums Green Regional Development Investment Program (Tranche 1)*	93.00
2024	EARD	PRC	Chongqing Nature-Based, Green, Low-Carbon, and High-Quality Urban Development Demonstration Project	200.00
2024	PARD	NAU	Sustainable and Resilient Urban Development Project	37.50
2024	PARD	RMI	Integrated Urban Services and Resilience Improvement Project	52.50
2024	PARD	SOL	Integrated Solid Waste Management Project for Climate and Disaster Resilient Honiara (Honiara Integrated Solid Waste Management Project)	19.41
2024	PARD	SOL	Urban Water Supply and Sanitation Sector Project, 2nd additional financing	25.45
2024	PARD	TUV	Funafuti Water Supply and Sanitation Project	7.34
2024	PARD	VAN	Luganville Urban Water and Sanitation Resiliency Project	57.68

## WUD 2024 Pipeline (Page 2)

Year	Region	DMC	Project Title	Total Loan (\$ million)
2024	SARD	IND	Uttarakhand Livability Improvement Project	200.00
2024	SARD	IND	West Bengal Drinking Water Sector Improvement Project – Additional Financing	101.00
2024	SARD	IND	Sustainable and Inclusive Tourism Development Project in Himachal Pradesh	162.00
2024	SARD	IND	Kolkata Urban Resilience Improvement Project	200.00
2024	SARD	IND	Kerala Urban Water Services Improvement Project*	170.00
2024	SARD	IND	Ahmedabad Peri-urban Livability Improvement Project*	181.00
2024	SARD	IND	Swachh Bharat Mission 2.0–Comprehensive Municipal Waste Management in Indian Cities Program*	200.00
2024	SARD	NEP	Second Kathmandu Valley Water Supply Improvement Project	185.00
2024	SARD	NEP	Urban Resilience and Livability Improvement Project*	166.00
2024	SARD	SRI	Water Sector Reform Program - Subprogram 1	100.00
2024	SERD	CAM	Rural Water Supply, Sanitation and Hygiene Improvement Sector Development Program	90.00
2024	SERD	INO	Citywide Inclusive Sanitation Project	414.35
2024	SERD	LAO	Water Supply and Sanitation Improvement Sector Project	48.30
2024	SERD	LAO	Urban Environment Improvement Investment Project*	45.00
<b>TOTAL (26 Projects)</b>				<b>3,246.88</b>

\*Includes 7 projects amounting to \$858m, which were approved in 2023 and for 2024 commitment.

## WUD 2025 Pipeline (Page 1)

Year	Region	DMC	Project Title	Total Loan (\$ million)
2025	CWRD	KGZ	Bishkek Low-carbon Municipal Building Upgrading Pilot (Activity 2)	3.00
2025	CWRD	ARM	Seismic Safety Improvement Program 3	250.00
2025	CWRD	KAZ	Urban Infrastructure Modernization Program - Wastewater Treatment Project	121.30
2025	CWRD	UZB	Climate Resilient Water and Sanitation Services Project	270.00
2025	CWRD	UZB	Climate-Smart Water Management Improvement Project	125.00
2025	CWRD	GEO	Rural Water Supply and Sanitation Delivery Program	100.00
2025	EARD	PRC	Fujian Coastal Cities Climate Resilient Development and Biodiversity Conservation Project	200.00
2025	EARD	PRC	Guangxi Zero-Waste Pilot Project	150.00
2025	EARD	MON	Infrastructure Development Investment Program for Green and Resilient New Satellite City in the Khushig Valley Area	100.00
2025	PARD	PNG	Urban Water Supply and Sanitation Security and Resilience Improvement Program (Tranche 1)	60.90
2025	PARD	FSM	Water Security and Resilience Improvement Project (PRF)	6.00
2025	PARD	SOL	Provincial Solid Waste Management Project for Increased Resilience and Sustainability	10.00
2025	PARD	FIJ	Water Investment for Sustainability and Resilience	135.00

## WUD 2025 Pipeline (Page 2)

Year	Region	DMC	Project Title	Total Loan (\$ million)
2025	SARD	SRI	Sustainable Tourism Sector Development Program (SP2)	80.00
2025	SARD	SRI	Water Sector Reform Program (PBL) Subprogram 2	100.00
2025	SARD	SRI	Sustainable Tourism Sector Development Program (Subprogram 1)	100.00
2025	SARD	BAN	Third City Region Development Project	150.00
2025	SARD	BAN	Khulna Water Supply Project (Phase-2)	150.00
2025	SARD	BAN	Integrated Services and Livelihood for Displaced People from Myanmar and Host Communities Improvement Project	132.79
2025	SARD	IND	Jharkhand Urban Sewerage System Development Project	159.00
2025	SARD	IND	Sikkim Integrated Urban Development Project	180.00
2025	SARD	IND	Inclusive, Resilient, and Sustainable Housing for Urban Poor in Tamil Nadu (Phase 2)	200.00
2025	SARD	IND	Assam Urban SDP	125.00
2025	SARD	NEP	Integrated Water Supply and Sewerage Management Project	115.00
2025	SERD	CAM	Climate Resilient and Water Secure Cities Investment Program (Tranche 1)	141.00
2025	SERD	PHI	Sustainable Tourism Development Project	20.00
2025	SERD	PHI	Baguio Resilient City Tourism Project	50.00
			<b>TOTAL (27 projects)</b>	<b>3,233.99</b>

## WUD 2026 Pipeline (Page 1)

Year	Region	DMC	Project Title	Total Loan (\$ million)
2026	CWRD	TAJ	Dushanbe Climate Resilient Water Supply and Sanitation Service	30.00
2026	CWRD	KGZ	Energy Efficiency in Public Buildings (new name: Green Transformation in Public Buildings Program)	25.00
2026	CWRD	GEO	Multisector Small Expenditure Financing Facility (Activity 5)	3.50
2026	CWRD	UZB	Sustainable Urban Services Projects Readiness Financing	15.00
2026	CWRD	PAK	Khyber Pakhtunkhwa Intermediate Cities Improvement Project (KPCIP) - Additional Financing	180.00
2026	EARD	MON	Aimags and Soums Green Regional Development Investment Program - Tranche 2	102.20
2026	PARD	Pacific	Enhancing Climate and Disaster Resilience in the Pacific and SIDS through Water Security Mapping and Implementation of Multi-hazard Early Warning and Response Systems (MHEWRS) for Urban Service Providers	45.00
2026	PARD	Pacific	Regional Recycling Network in the Pacific	21.17
2026	PARD	FSM	Water Security and Resilience Improvement Project	30.00
2026	PARD	KIR	Sustainable South Tarawa Water Supply Operations Financing Facility	10.00
2026	PARD	PAL	Babeldaob Island Urban Resilience Project	10.00
2026	PARD	COO	Climate-adapted Communities for Environmental Improvement Sector Project	20.00



## WUD 2026 Pipeline (Page 2)

Year	Region	DMC	Project Title	Total Loan (\$ million)
2026	SARD	MLD	Greater Malé Waste-to-Energy Project Additional Financing	40.00
2026	SARD	BAN	Urban Sanitation Management Project for Small Towns (Phase1)	100.00
2026	SARD	BAN	Integrated Services and Livelihood for Displaced People from Myanmar and Host Communities Improvement Project (Phase 2)	200.00
2026	SARD	BAN	Cluster Towns Water Supply and Sanitation Project	150.00
2026	SARD	BAN	Narayanganj Green and Resilient Urban Development Project	120.00
2026	SARD	IND	Nagaland Urban Infrastructure Development Project	110.00
2026	SARD	NEP	Kathmandu Valley Water Supply Sector Reform Program (subprogram 1)	50.00
2026	SARD	BHU	Amochhu Local Area Plan Development Project	20.00
2026	SERD	INO	Regional Water Supply Development Project	300.00
2026	SERD	LAO	Greater Mekong Subregion Smart and Sustainable Tourism Infrastructure for Inclusive Growth	25.00
			<b>TOTAL (22 projects)</b>	<b>1,606.87</b>

# Urban Financing Partnership Facility (UFPF)

UFPF was established in 2009 for investment co-financing and technical assistance for urban environment infrastructure that benefits the poor.

The aim of UFPF is to raise and utilize development partner funds for investment co-financing in urban environmental infrastructure projects and support a wide range of technical assistance to help lay the groundwork for key urban infrastructure investment projects.

## Urban Resilience Trust Fund (URTF)

Total Contributions

\$86.6 million

Project Commitments

\$23.5 million

Uncommitted

\$63.1 million

Supports capacity building of relevant national and subnational urban agencies, communities, and the private sector to integrate climate resilience into their policies, and to develop and implement a pipeline of resilience projects through public or private investments.

Eligible DMCs: BAN, CAM, COO, FIJ, FSM, IND, INO KIR, LAO, NAU, NEP, NIU, PAL, PNG, PHI, RMI SAM, SOL, THA, TIM, TOM, TUV, VAN, and VIE.

Financing Partner: FCDO (UK)

# Urban Financing Partnership Facility (UFPF)

## Cities Development Initiative for Asia Trust Fund (CDIA TF)

Total Contributions

\$14.6 million

Project Commitments

\$14.1 million

Uncommitted

\$0.5 million

Supports cities to conduct project preparation studies (PPSs) and mobilize financing of projects; and builds capacities of cities to design and implement these projects.

Eligible DMCs: [All DMCs](#)

Financing Partners: [MINECO \(Spain\)](#), [BMZ \(Germany\)](#), [BMF \(Austria\)](#), [SECO \(Switzerland\)](#)

## ASEAN-Australia Smart Cities Trust Fund (AASCTF)

Total Contributions

\$14.6 million

Project Commitments

\$12.9 million

Uncommitted

\$1.7 million

Supports Southeast Asia DMCs to adopt digital solutions, and improve planning systems, services delivery and financial management; and enhance collaboration with ASEAN on their Smart Cities Agenda and Sustainable Urbanization Strategy.

Eligible DMCs: [Southeast Asia DMCs](#)

Financing Partner: [DFAT \(Australia\)](#)

# Water Financing Partnership Facility (WFPPF)

Established in December 2006 to mobilize additional financial and knowledge resources from development partners for the implementation of ADB's water financing program.

Supports the achievement of targeted outcomes set for 2006-2010 and was subsequently adjusted and extended to 2020 following the approval of ADB's Water Operational Plan 2011-2020.

Building on this experience, WFPPF will continue to support ADB's water operations from 2021 onwards, guided by the Water Sector Framework 2021-2030: Water-Secure and Resilience Asia-Pacific, which articulates how water operations contribute to ADB's Strategy 2030.

## Water Innovation Trust Fund (WITF)

Total Contributions

**\$58.13 million**

Project Commitments

**\$54.20 million**

Uncommitted

**\$3.93 million**

Supports activities resulting to significantly more people with access to safe drinking water and improved sanitation, higher productivity and efficiency of irrigation and drainage services, more people with reduced risk of flooding, and more river basins implementing IWRM.

Eligible DMCs: [All DMCs](#)

Financing Partners:

*Current: Austria and Spain*

*Previous: Australia, Norway, and Switzerland*

Duration: [2007 onwards](#)

# Water Financing Partnership Facility (WFPPF)

## Sanitation Financing Partnership Trust Fund (SFPTF)

Total Contributions

\$27.87 million

Project Commitments

\$21.20 million

Uncommitted

\$6.54 million

Supports identification, testing, and pilot implementation of innovative sanitation solutions – new policies, business models, and technologies - to increase support for Citywide Inclusive Sanitation (CWIS), including non-sewered solutions.

Eligible DMCs: [All DMCs](#)

Financing Partner: [Bill & Melinda Gates Foundation](#)

Duration: [2013-2028](#)

## Water Resilience Trust Fund (WRTF)

Total Contributions

\$20.11 million

Project Commitments

\$9.83 million

Uncommitted

\$10.28 million

Supports (i) policy dialogue and sector reforms, (ii) sector diagnostics, (iii) knowledge management, (iv) innovation and proof of concept, and (v) sovereign and non-sovereign project design and implementation.

Eligible DMCs: [All DMCs](#)

Financing Partner: [Government of the Netherlands](#)


Duration: [2023-2027](#)

# S&P Ongoing Technical Assistance

TA Name	TA Project Lead	Completion Date	Amount (in millions)
<a href="#">TA 9875-REG: Achieving Water Sector Priorities in Asia and the Pacific under Strategy 2030</a>	<a href="#">Tanya Huizer</a> Senior Water Resilience Specialist	31 Dec 2026	\$4,325
TA 9897-REG: Accelerating Sanitation for All in the Asia and the Pacific	Jitendra Singh Water Supply and Sanitation Specialist	11 Dec 2025	\$5,886
TA 6841-REG: Integrating Climate Resilience in the Water Sector	Alessio Giardino Senior Climate Change Specialist (Coastal Adaptation)	31 Dec 2025	\$2,000
TA 6854-REG: Improving Water Security and Resilience through Digitalization	<a href="#">Sibesh Bhattacharya</a> Principal Portfolio Management Specialist	31 Dec 2025	\$2,000
TA 6872-REG: Digitalization of Water Management for Improved Resilience	<a href="#">Sibesh Bhattacharya</a> Principal Portfolio Management Specialist	31 Dec 2025	\$1,000
TA 6994-REG: Water Organization Partnerships for Resilience	Vivek Raman Principal Urban Development Specialist	31 Dec 2025	\$3,000
TA 102970-REG: Building Knowledge and Capacity for Water Resilience	Vivek Raman Principal Urban Development Specialist	31 Dec 2025	\$2,000

# S&P Ongoing Technical Assistance

<b>TA Name</b>	<b>TA Project Lead</b>	<b>Completion Date</b>	<b>Amount (in millions)</b>
TA 6559-REG: Implementing the Cities Development Initiative for Asia	Lara Arjan Urban Development Specialist	31 Dec 2025	\$13,500
TA 9919-REG: Integrated and Innovative Solutions for More Livable Cities	Sunghoon Kris Moon		



# THANK YOU!

Laxmi Sharma

Head, Project Administration, Water and  
Urban Development, Sectors Group

[Isharma@adb.org](mailto:Isharma@adb.org)