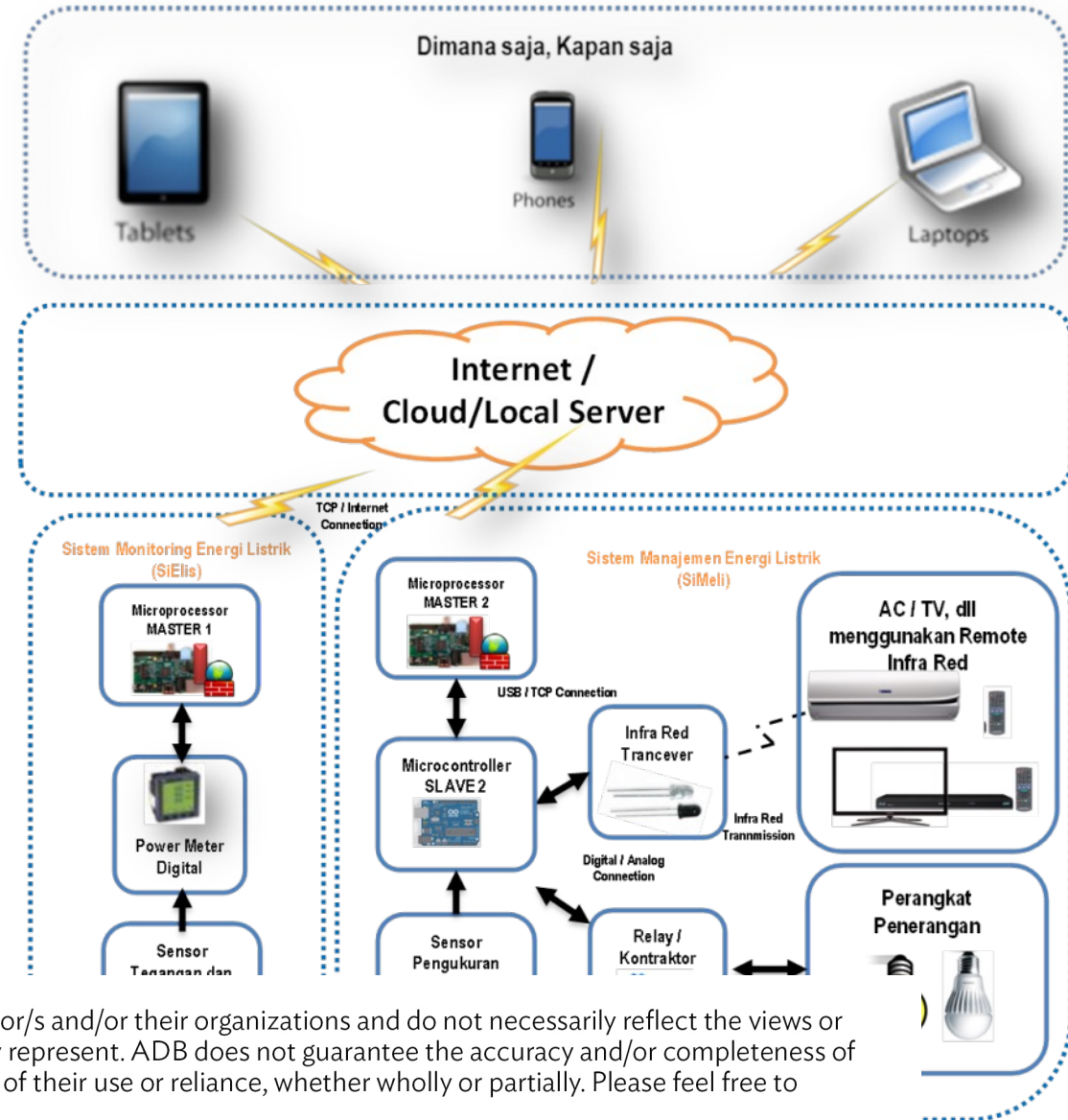


CLOUD NATIVE ENERGY MONITORING PLATFORM CEMP

Dr.-Ing. Justin Pradipta

Laboratorium Manajemen Energi
Teknik Fisika

This is not an ADB material. The views expressed in this document are the views of the author/s and/or their organizations and do not necessarily reflect the views or policies of the Asian Development Bank, or its Board of Governors, or the governments they represent. ADB does not guarantee the accuracy and/or completeness of the material's contents, and accepts no responsibility for any direct or indirect consequence of their use or reliance, whether wholly or partially. Please feel free to contact the authors directly should you have queries.



NOMOR PATEN: PU0202313219



Jakarta: Billing Spikes During the COVID-19 Pandemic (2020)

estimated readings based on previous months' usage rather than actual meter readings.

Industrial Complex in Surabaya: Power Outage Due to Equipment Failure (2021) transformer had not been properly maintained, leading to its sudden failure during peak load.

Minister of Energy and Mineral Resources Regulation No. 14 of 2012 on Energy Management guidelines on the implementation of energy management, including energy audits for large energy users.

PROBLEMS WITH CONVENTIONAL ENERGY METER

- Lack of Real-Time Data
 - Billing Discrepancies and Delays
 - Unidentified Inefficient Energy Usage
- Lack of Renewable Integration
 - Limited Demand Response Capabilities
 - Inability to Integrate Renewable Energy Sources
- Regulatory Compliance

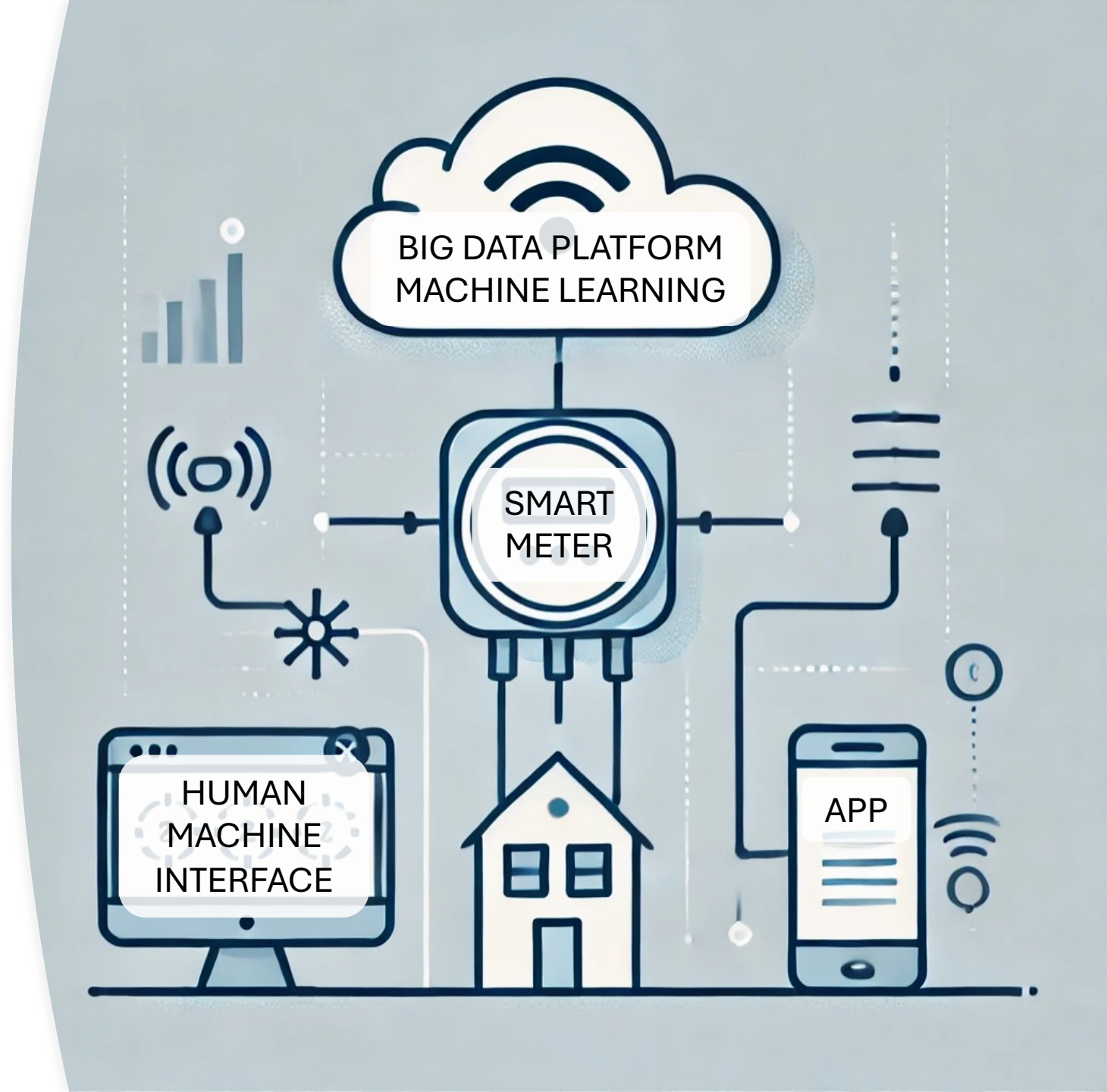
CLOUD NATIVE ENERGY MONITORING PLATFORM

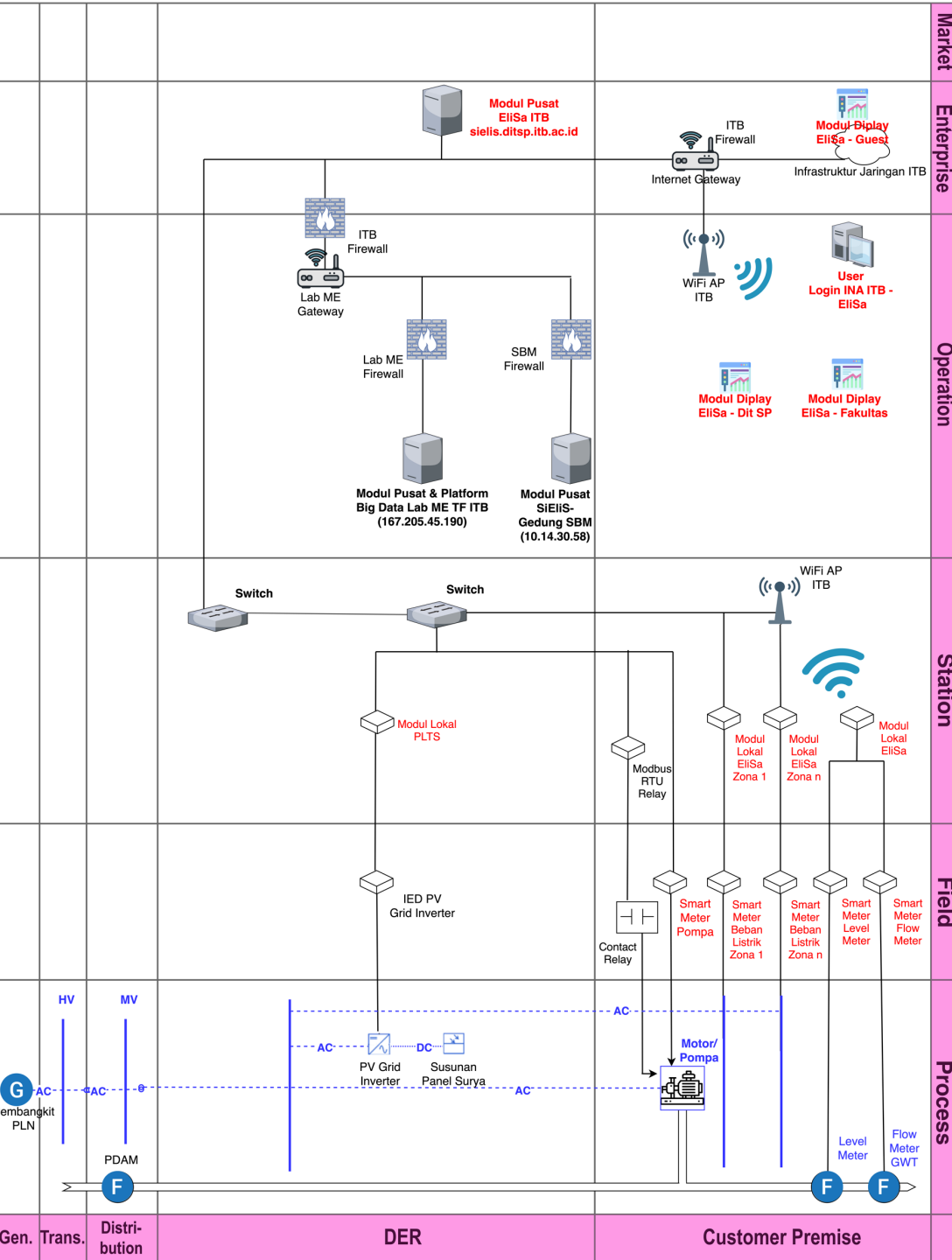
Function:

- Real-time Energy Data Collection
- Cloud Native Machine Learning Algorithm
- Secured Remote Access for Monitoring and Control

Enablers:

- Big Data Platform
- Smart Meters
- Internet of Things (IoT):
- Cybersecurity





KEY BENEFITS

Enterprise and Operation Zones

- User Engagement and Awareness
- Data-Driven Decision Making
- Preventive Maintenance

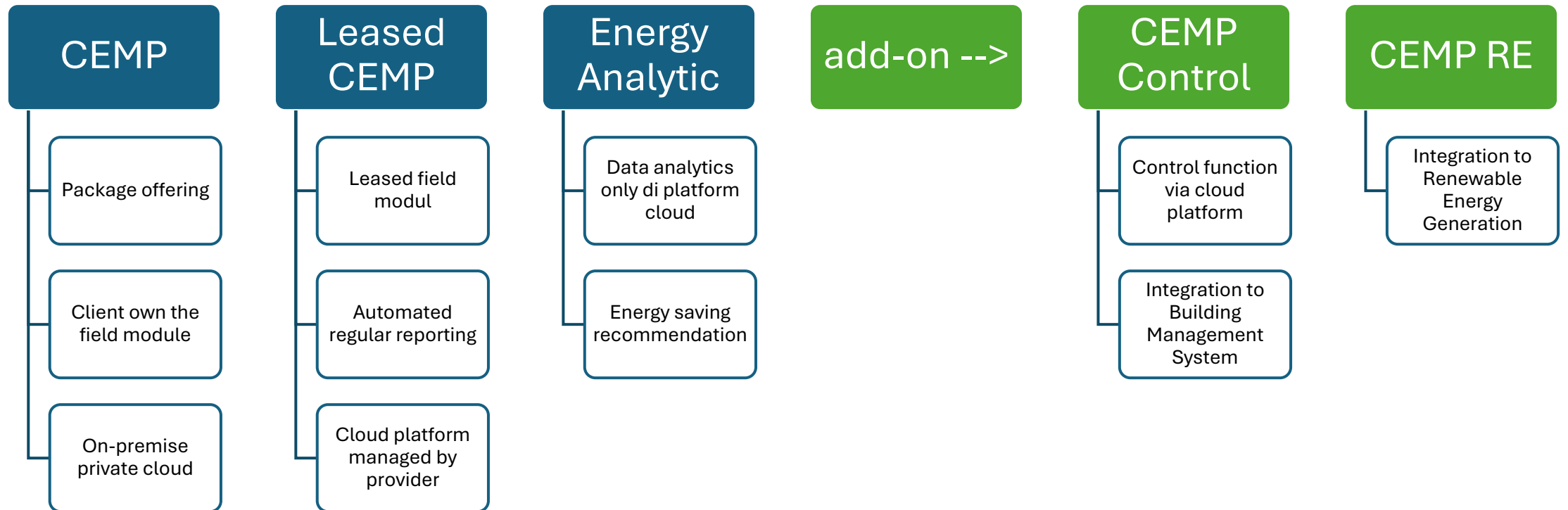
Operation and Station Zones

- Integration with Smart Grids
- Regulatory Compliance
- Cross Platform Interoperability

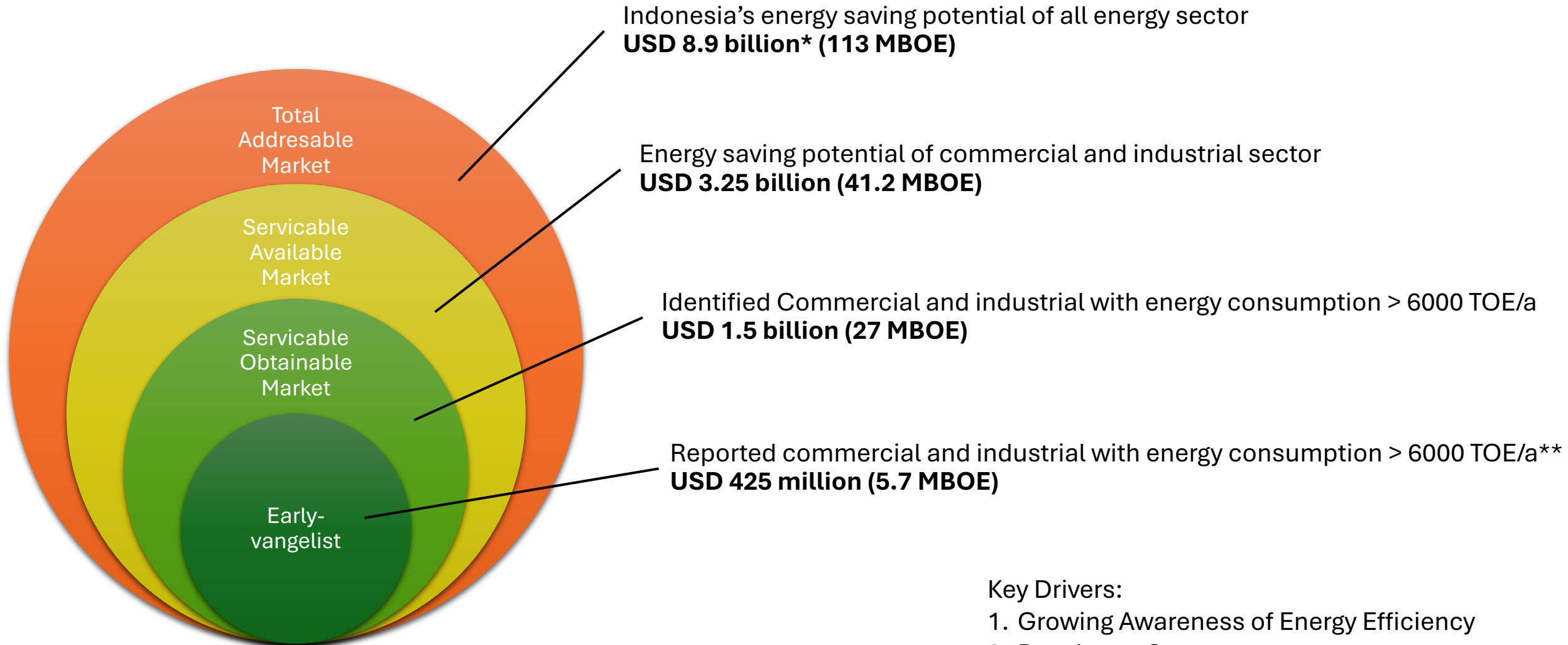
Field and Process Zones

- Enhanced Operational Control
- Energy Efficiency and Cost Saving
- Sustainable Energy Integration

CEMP Product Lineup



MARKET POTENTIAL



Referensi:

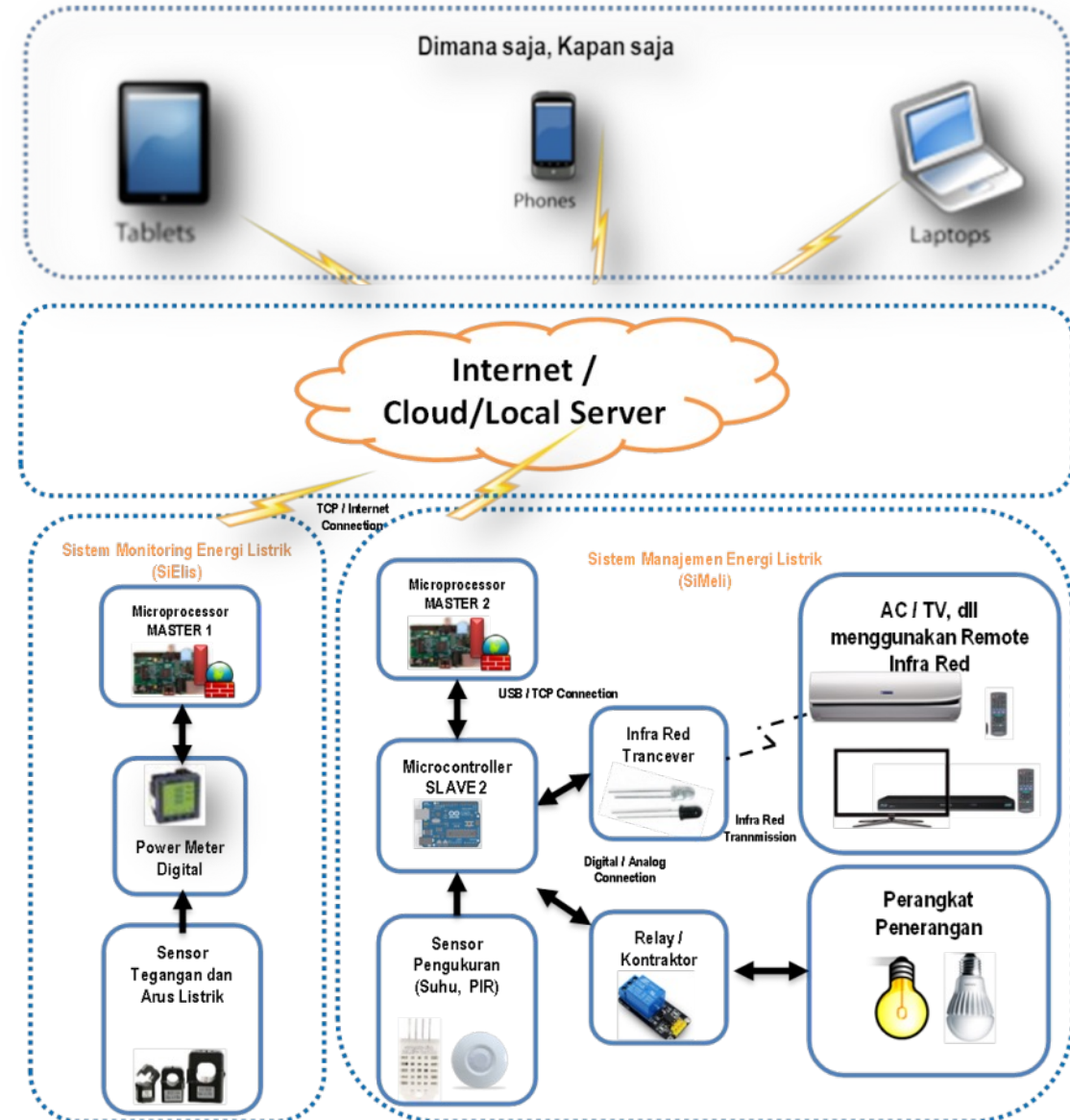
* Potensi Penghematan Energi, ESDM, 2018 - 2023

** Pelaporan Online Manajemen Energi, ESDM, 2018 - 2023

CLOUD NATIVE ENERGY MONITORING PLATFORM

Dr.-Ing. Justin Pradipta
justinpradipta@itb.ac.id

Laboratorium Manajemen Energi
Teknik Fisika



Nomor Paten: P00202313219

Faculty



Choose Faculty

Building



Choose Building

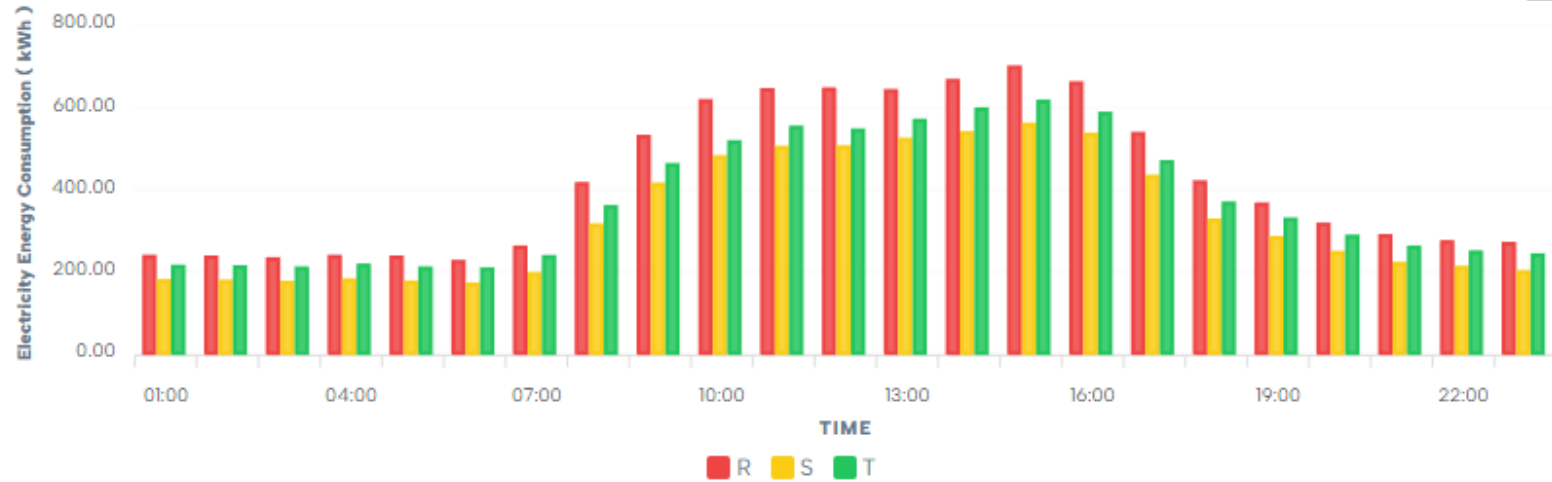
Floor



Choose Floor

11/Sep/2024

Electricity Energy Consumption (kWh)



Summary

-Rp. 2,712,608
-2,627.52 kWh/day **123***
More **Extravagant** Compared to Last Month's Daily Average

Total Today

Rp. 25,918,304
24,927.15 kWh

Today Average

Rp. 1,126,882 /hour
1,083.79 kW

Total Prev Month

Rp. 711,917,609
684,120.94 kWh

Prev. Month (daily)

Rp. 23,205,696
22,299.63 kWh/day

Electricity Energy Consumption

HOUR	COST	ENERGY
01:00	Rp. 597,453	625.61 kWh
02:00	Rp. 593,634	621.61 kWh
03:00	Rp. 583,571	611.07 kWh

Faculty



Choose Faculty

Building



Choose Building

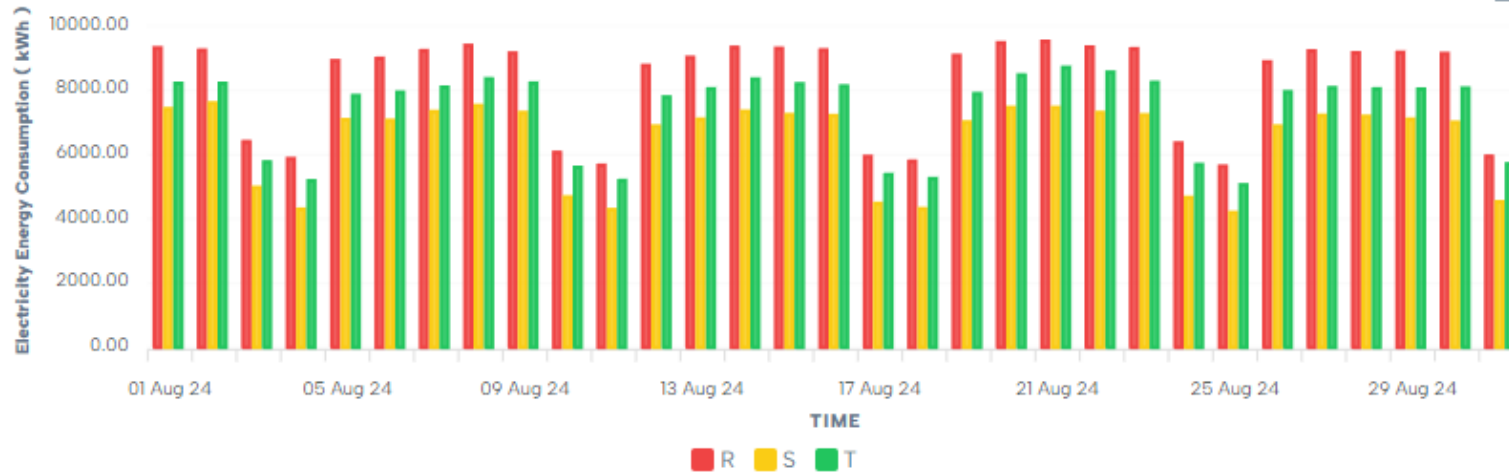
Floor



Choose Floor

Aug/2024

Electricity Energy Consumption (kWh)



Electricity Energy Consumption

TIME (UTC+7)	COST	ENERGY	PHASE 1	PHASE 2	PHASE 3
01 Aug 24	Rp. 25,877,679	24,970.57 kWh	9,322.30 kWh	7,430.00 kWh	8,218.28 kWh
02 Aug 24	Rp. 25,939,054	25,078.55 kWh	9,249.49 kWh	7,610.07 kWh	8,218.99 kWh
03 Aug 24	Rp. 18,060,190	17,174.56 kWh	6,409.66 kWh	4,985.60 kWh	5,779.30 kWh

Summary

-Rp. 7,469,940
-7,279.87 kWh

123

More **Extravagant** Compared to Last Month's Total Energy Consumption

Total

Rp. 711,917,609
684,120.94 kWh

Average

Rp. 23,205,696 /day
22,299.63 kWh/day

Total Prev Month

Rp. 704,447,669
676,841.07 kWh

Prev. Month (daily)

Rp. 23,096,644
22,191.51 kWh/day

