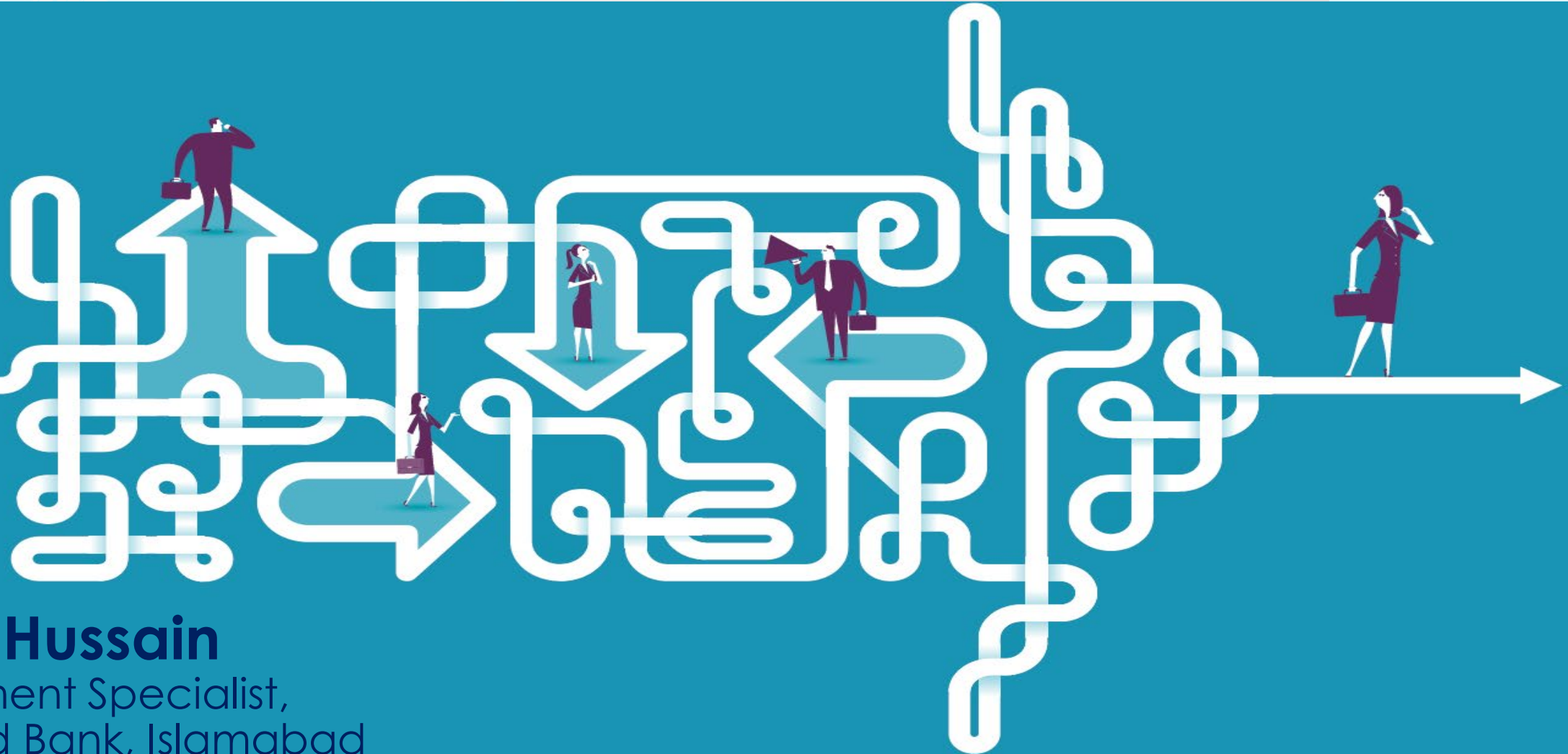


World Bank Funded Projects in Pakistan & Business Opportunities

This is not an ADB material. The views expressed in this document are the views of the author/s and/or their organizations and do not necessarily reflect the views or policies of the Asian Development Bank, or its Board of Governors, or the governments they represent. ADB does not guarantee the accuracy and/or completeness of the material's contents, and accepts no responsibility for any direct or indirect consequence of their use or reliance, whether wholly or partially. Please feel free to contact the authors directly should you have queries.



Shafiq Hussain

Procurement Specialist,
The World Bank, Islamabad

THE WORLD BANK GROUP

The WBG is a unique global partnership comprising **five institutions** with a shared vision to, “create a world free of poverty on a livable planet.”

This vision is supported by its mission : “to end extreme poverty and boost prosperity on a livable planet.”

IBRD International Bank for Reconstruction and Development	IDA International Development Association	IFC International Finance Corporation	MIGA Multilateral Investment Guarantee Agency	ICSID International Centre for Settlement of Investment Disputes
Financing for middle-income developing countries	Financing for low-income developing countries	Mobilizes private sector investment	Political risk insurance and credit guarantees	International arbitration to settle investment disputes
 THE WORLD BANK IBRD • IDA WORLD BANK GROUP				

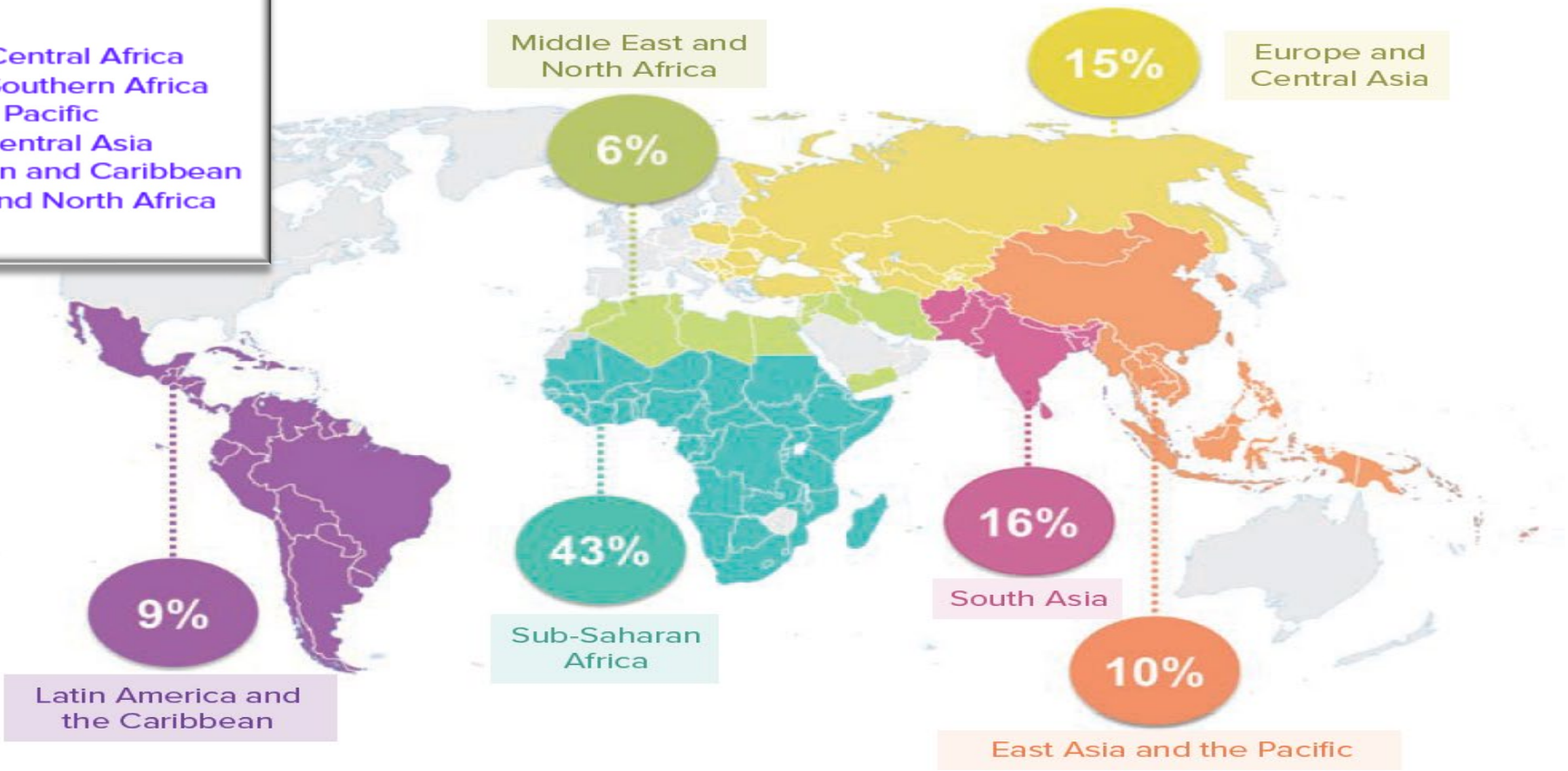
 **189** member countries

 Offices in over **130** locations




THE WORLD BANK'S OPERATIONS ARE DIVIDED INTO SEVEN GEOGRAPHIC REGIONS

- 7 Regions
- 1. Western and Central Africa
 - 2. Eastern and Southern Africa
 - 3. East Asia and Pacific
 - 4. Europe and Central Asia
 - 5. Latin American and Caribbean
 - 6. Middle East and North Africa
 - 7. South Asia



Percentage of World Bank global financial commitments by region (data February 2023)



PAKISTAN PORTFOLIO

Data as of May 20, 2024

55
Active Projects

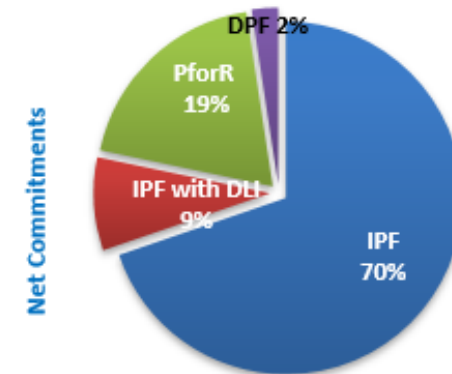
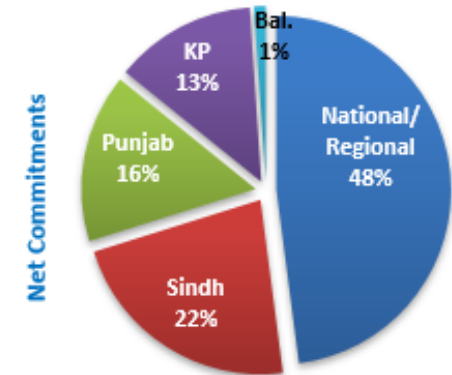
\$14.7 bn
Net Commitments


Portfolio by Regions *(excluding co-financings)*

Region	No. of Projects	Net Commt. (\$m)	Total Disbs. (\$m)	Total Undisb Bal. (\$m)	% Disbursed
Regional	1	185	140	32	82%
National	19	6,792	3,764	2,748	58%
Sindh	13	3,235	1,380	1,872	42%
Punjab	11	2,276	1,038	1,133	48%
Khyber Pakhtunkhwa	8	1,909	527	1,290	29%
Balochistan	3	156	110	39	74%
Total	55	14,553	6,958	7,114	

Projects by Financing Instruments *(excluding co-financings)*

Instruments	No. of Projects	Net Commt. (\$m)	Total Disbs. (\$m)	Total Undisb Bal. (\$m)	% Disbursed
IPF	38	10,152	4,131	5,667	42%
IPF with DLI	5	1,242	682	534	56%
PforR	11	2,810	1,795	914	66%
DPF	1	350	350	0	100%
Total	55	14,553	6,958	7,114	



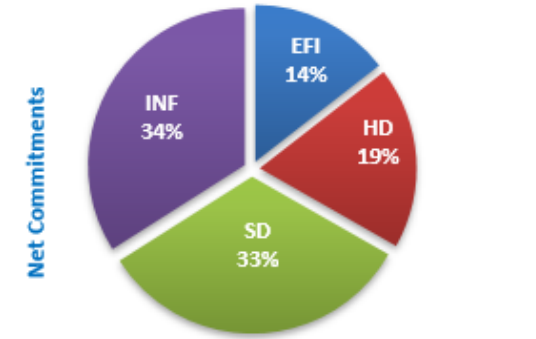


PAKISTAN PORTFOLIO

Data as of May 20, 2024

Projects by Practice Groups *(excluding co-financings)*

Practice Groups	No. of Projects	Net Commt. (\$m)	Total Disbs. (\$m)	Total Undisb Bal. (\$m)	% Disbursed
Eq. Growth, Fin. & Institutions (EFI)	10	2,108	1,554	512	75%
Human Development (HD)	13	2,729	1,430	1190	55%
Sustainable Development (SD)	21	4,767	2,382	2284	51%
Infrastructure (INF)	11	4,949	1,591	3128	34%
Total	55	14,553	6,958	7,114	

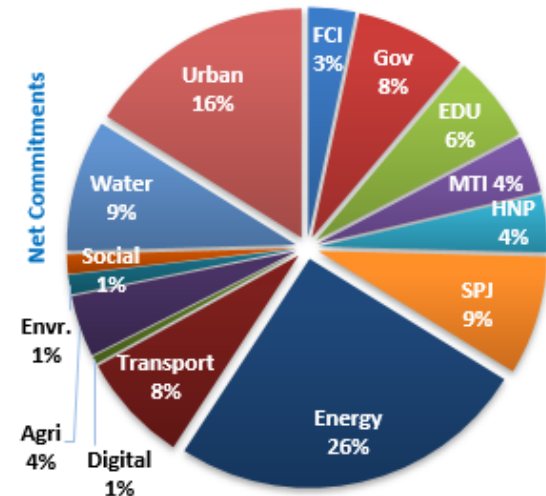


55
Active Projects

\$14.7bn
Net Commitments

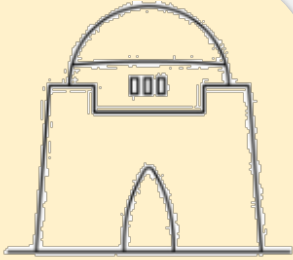
Projects by Themes *(excluding co-financings)*

Global Practices	No. of Projects	Net Commt. (\$m)	Total Disbs. (\$m)	Total Undisb Bal. (\$m)	% Disbursed
Eq. Growth, Fin. & Institutions					
Finance, Competitiveness and Innovat	4	486	388	90	81%
Governance	4	1,154	721	401	64%
Macroeconomics, Trade and Investme	2	468	445	21	96%
Human Development					
Education	4	900	466	404	54%
Health, Nutrition & Population	4	594	122	476	20%
Social Protection & Jobs	5	1,235	842	310	73%
Infrastructure					
Energy & Extractives	7	3,728	1,557	2028	43%
Transport	3	1,143	35	1030	3%
Digital Development	1	78	0	70	0%
Sustainable Development					
Agriculture and Food	4	636	412	216	66%
Environment, Natural Resources & the	1	200	135	52	72%
Social Sustainability and Inclusion	1	200	17	183	9%
Water	6	1,364	390	909	30%
Urban, Resilience and Land	9	2,368	1,428	923	61%
Total	55	14,553	6,958	7,114	



SINDH PORTFOLIO SNAPSHOT

Data as of May 20, 2024



13

Active Projects

\$3.23bn

Net Commitments

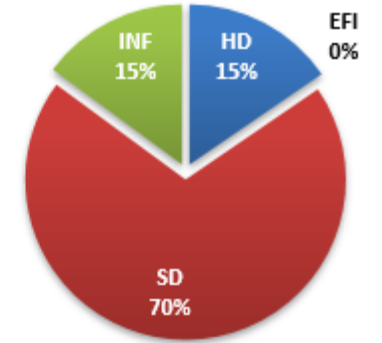
Portfolio by Practice Groups (excluding co-financings)

Practice Group	No. of Projects	Net Commt. (\$m)	Total Disb. (\$m)	Total Undisb Bal. (\$m)	Disbs. %
Human Development	3	500	33	476	6%
Sustainable Development	8	2,253	1,298	971	57%
Infrastructure	2	482	49	426	10%
Equitable Growth, Finance & Institu	-	-	-	-	-
Total	13	3,235	1,380	1,872	42%

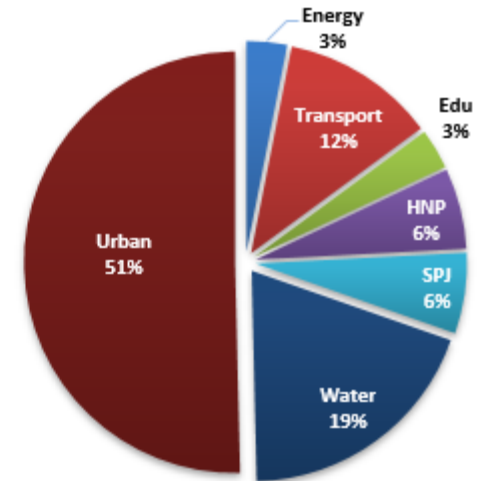
Portfolio by Global Practice (excluding co-financings)

Global Practice	No. of Projects	Net Commt. (\$m)	Total Disb. (\$m)	Total Undisb Bal. (\$m)	Disbs. %
Energy & Extractives	1	100	30	63	32%
Transport	1	382	19	363	5%
Education	1	100	4	88	5%
Health, Nutrition & Population	1	200	20	188	10%
Social Protection & Jobs	1	200	8	199	4%
Agriculture and Food	-	-	-	-	-
Water	3	623	236	373	39%
Urban, Resilience and Land	5	1,630	1,062	598	64%
Total	13	3,235	1,380	1,872	42%

Net Commitments



Net Commitments




Sindh Portfolio – Projects

SINDH								
1	Sindh	INF	Energy & Extractives	P159712	SSEP	Sindh Solar Energy Project	IPF	\$ 100.00
2	Sindh	INF	Transport	P166732	KMP	Karachi Mobility Project	IPF	\$ 382.00
3	Sindh	HD	Education	P172834	SELECT	Sindh Early Learning Enhancement through Classroom Transformation	IPF	\$ 100.00
4	Sindh	HD	Health, Nutrition & Population	P178530	SIHPP	Sindh Integrated Health and Population Project	IPF	\$ 200.00
5	Sindh	HD	Social Protection & Jobs	P178532	SSPDS	Strengthening Social Protection Delivery System in Sindh	IPF	\$ 200.00
6	Sindh	SD	Water	P164704	KWSSIP	Karachi Water and Sewerage Services Improvement Project	IPF	\$ 40.00
7	Sindh	SD	Water	P131324	SBIP	Sindh Barrages Improvement Project	IPF	\$ 291.23
8	Sindh	SD	Water	P167596	SWAT	Sindh Water and Agriculture Transformation Project	IPF	\$ 292.00
9	Sindh	SD	Urban, Resilience and Land	P155350	SRP	Sindh Resilience Project	IPF	\$ 300.00
10	Sindh	SD	Urban, Resilience and Land	P161402	CLICK	Competitive and Livable City of Karachi Project	IPF	\$ 230.00
11	Sindh	SD	Urban, Resilience and Land	P173021	SWEEP	Karachi Solid Waste Emergency and Efficiency Project	IPF	\$ 100.00
12	Sindh	SD	Urban, Resilience and Land	P179981	FERP	Sindh Flood Emergency Rehabilitation Project	IPF	\$ 500.00
13	Sindh	SD	Urban, Resilience and Land	P180008	HERP	Sindh Flood Emergency Housing Reconstruction Project	IPF	\$ 500.00

PUNJAB PORTFOLIO SNAPSHOT

Data as of May 20, 2024



11

Active Projects

\$2.28bn

Net Commitments

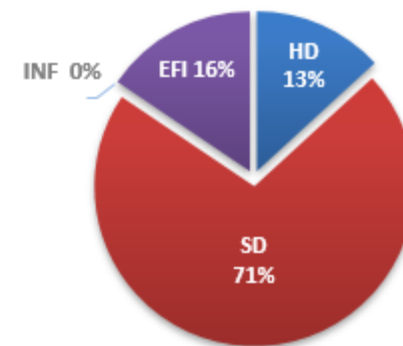
Portfolio by Practice Groups (excluding co-financings)

Practice Group	No. of Projects	Net Commt. (\$m)	Total Disb. (\$m)	Total Undisb Bal. (\$m)	Disbs. %
Human Development	2	300	105	149	41%
Sustainable Development	7	1,622	685	878	44%
Infrastructure	-	-	-	-	-
Equitable Growth, Finance & Institutions	2	354	248	106	70%
Total	11	2,276	1,038	1,133	48%

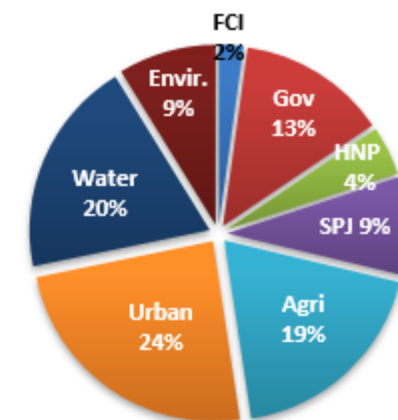
Portfolio by Global Practice (excluding co-financings)

Global Practice	No. of Projects	Net Commt. (\$m)	Total Disb. (\$m)	Total Undisb Bal. (\$m)	Disbs. %
Finance, Competitiveness and Innovation	1	50	34	16	68%
Governance	1	304	214	90	70%
Health, Nutrition & Population	1	100	21	79	21%
Social Protection & Jobs	1	200	84	70	54%
Agriculture and Food	2	430	290	138	68%
Urban, Resilience and Land	3	550	200	324	38%
Water	1	442	60	364	14%
Environment, Natural Resources & the Built Environment	1	200	135	52	72%
Total	11	2,276	1,038	1,133	48%

Net Commitments



Net Commitments

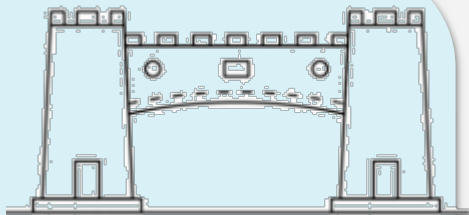


Punjab Portfolio- Projects

PUNJAB								
1	Punjab	EFI	Finance, Competitiveness and In	P158099	PTEG	Punjab Tourism for Economic Growth Project	IPF	\$ 50.00
2	Punjab	EFI	Governance	P171417	PRIDE	Punjab Resource Improvement & Digital Effectiveness Program	PforR	\$ 304.00
3	Punjab	HD	Health, Nutrition & Population	P178410	PFPP	Punjab Family Planning Program	PforR	\$ 100.00
4	Punjab	HD	Social Protection & Jobs	P164785	P-HCIP	Punjab Human Capital Investment Project	IPF	\$ 200.00
5	Punjab	SD	Agriculture and Food	P162446	SMART	Punjab Agriculture and Rural Transformation Program	PforR	\$ 229.75
6	Punjab	SD	Agriculture and Food	P176786	PRIAT	Punjab Resilient and Inclusive Agriculture Transformation	IPF	\$ 200.00
7	Punjab	SD	Urban, Resilience and Land	P156972	PCP	Punjab Cities Program	PforR	\$ 200.00
8	Punjab	SD	Urban, Resilience and Land	P172945	PULSE	Punjab Urban Land Systems Enhancement Project	IPF	\$ 150.00
9	Punjab	SD	Urban, Resilience and Land	P173663	PAHP	Punjab Affordable Housing Program	PforR	\$ 200.00
10	Punjab	SD	Environment, Natural Resources	P165388	PGDP	Punjab Green Development Program	PforR	\$ 200.00
11	Punjab	SD	Water	P169071	PRSWSSP	Punjab Rural Sustainable Water Supply and Sanitation Project	IPF	\$ 442.40

KHYBER PAKHTUNKHWA PORTFOLIO SNAPSHOT

Data as of May 20, 2024



8

Active Projects

\$1.91bn

Net Commitments

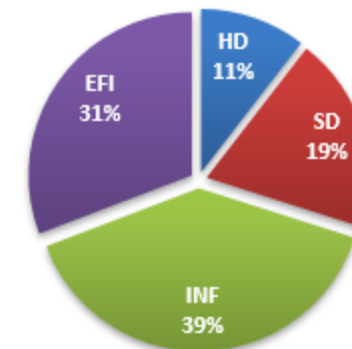
Portfolio by Practice Groups (excluding co-financings)

Practice Group	No. of Projects	Net Commt. (\$m)	Total Disb. (\$m)	Total Undisb Bal. (\$m)	Disbs. %
Human Development	1	200	42	151	22%
Sustainable Development	2	371	126	240	34%
Infrastructure	2	750	22	673	3%
Equitable Growth, Finance & Institu	3	588	337	225	60%
Total	8	1,909	527	1,290	29%

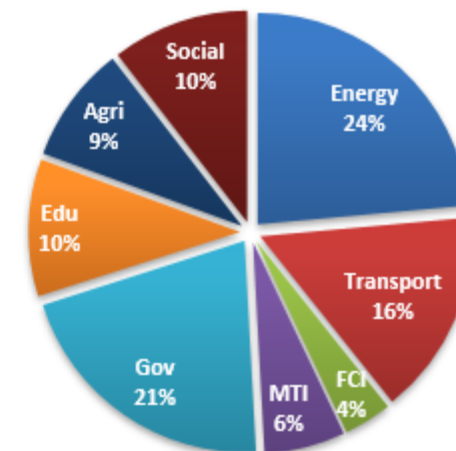
Portfolio by Global Practice (excluding co-financings)

Global Practice	No. of Projects	Net Commt. (\$m)	Total Disb. (\$m)	Total Undisb Bal. (\$m)	Disbs. %
Energy & Extractives	1	450	9	426	2%
Transport	1	300	13	247	5%
Finance, Competitiveness and Innovati	1	70	43	25	63%
Macroeconomics, Trade and Investmen	1	118	95	21	82%
Governance	1	400	199	179	53%
Education	1	200	42	151	22%
Agriculture and Food	1	171	109	57	66%
Social Sustainability and Inclusion	1	200	17	183	9%
Total	8	1,909	527	1,290	29%

Net Commitments



Net Commitments

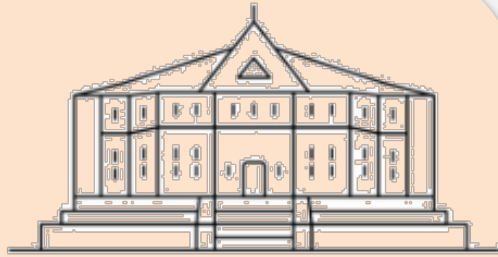


Khyber Pakhtunkhwa Portfolio-Projects

KHYBER PAKHTUNKHWA								
1	Khyber Pak	INF	Energy & Extractives	P163461	KHRE	Khyber Pakhtunkhwa Hydropower and Renewable Energy Development	IPF	\$ 450.00
2	Khyber Pak	INF	Transport	P177069	KPRAP	Khyber Pakhtunkhwa Rural Accessibility Project	IPF	\$ 300.00
3	Khyber Pak	EFI	Finance, Competitiveness and In	P163562	KITE	Khyber Pakhtunkhwa Integrated Tourism Development Project	IPF	\$ 70.00
4	Khyber Pak	EFI	Macroeconomics, Trade and Inv	P162302	KPRMP	Khyber Pakhtunkhwa Revenue Mobilization and Public Resource Manage	PforR	\$ 118.00
5	Khyber Pak	EFI	Governance	P175727	KP-SPEED	Khyber Pakhtunkhwa Spending Efficiently for Enhanced Development	PforR	\$ 400.00
6	Khyber Pak	HD	Education	P166309	KP-HCIP	Khyber Pakhtunkhwa Human Capital Investment Project	IPF	\$ 200.00
7	Khyber Pak	SD	Agriculture and Food	P163474	KPIAIP	Khyber Pakhtunkhwa Irrigated-Agriculture Improvement Project	IPF	\$ 171.00
8	Khyber Pak	SD	Social Sustainability and Inclus	P176780	KP-RIISP	Khyber Pakhtunkhwa Rural Investment and Institutional Support Project	IPF	\$ 200.00

BALOCHISTAN PORTFOLIO SNAPSHOT

Data as of May 20, 2024



3

Active Projects

\$171million

Net Commitments

Portfolio by Practice Groups (excluding co-financings)

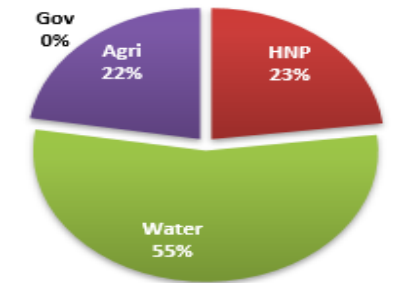
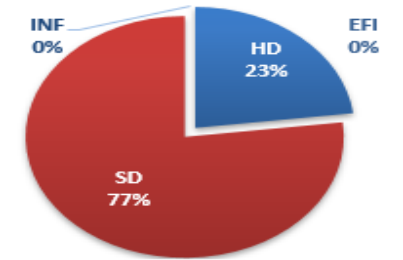
Practice Group	No. of Projects	Net Commt. (\$m)	Total Disb. (\$m)	Total Undisb Bal. (\$m)	Disbs. %
Human Development	1	36	25	10	72%
Sustainable Development	2	120	85	29	74%
Infrastructure	-	-	-	-	-
Equitable Growth, Finance & Institu	-	-	-	-	-
Total	3	156	110	39	74%

Portfolio by Global Practice (excluding co-financings)

Global Practice	No. of Projects	Net Commt. (\$m)	Total Disb. (\$m)	Total Undisb Bal. (\$m)	Disbs. %
Governance	-	-	-	-	-
Health, Nutrition & Population	1	36	25	10	72%
Water	1	85	72	8	90%
Agriculture and Food	1	35	13	21	38%
Total	3	156	110	39	74%

Net Commitments

Net Commitments



Balochistan Portfolio- Projects

BALOCHISTAN								
1	Balochista	HD	Health, Nutrition & Population	P166308	B-HCIP	Balochistan Human Capital Investment Project	IPF	\$ 36.00
2	Balochista	SD	Water	P154255	BIWRMDP	Balochistan Integrated Water Resources Management & Development Pro	IPF	\$ 85.09
3	Balochista	SD	Agriculture and Food	P159292	BLEP	Balochistan Livelihoods and Entrepreneurship Project	IPF	\$ 35.00

WORLD BANK PAKISTAN- FY- 24

Lending

FY24 Lending Program (All Ratings)

7 | **\$2.33bn**
Projects | Commitments

Actual Commitments



Actual Projects

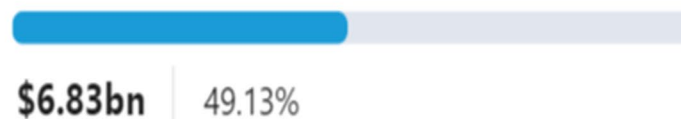


Portfolio

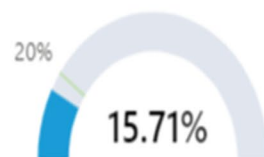
Active Portfolio

54 | **\$14.37bn**
Projects | Commitments

% Disbursed



IPF Disbursement Ratio (Ytd)



ASA

Total Active ASA

20 | **\$0.02bn**
Activities | Cumulative Expenses

Activities Planned in FY24

15
Activities

Completed in FY24



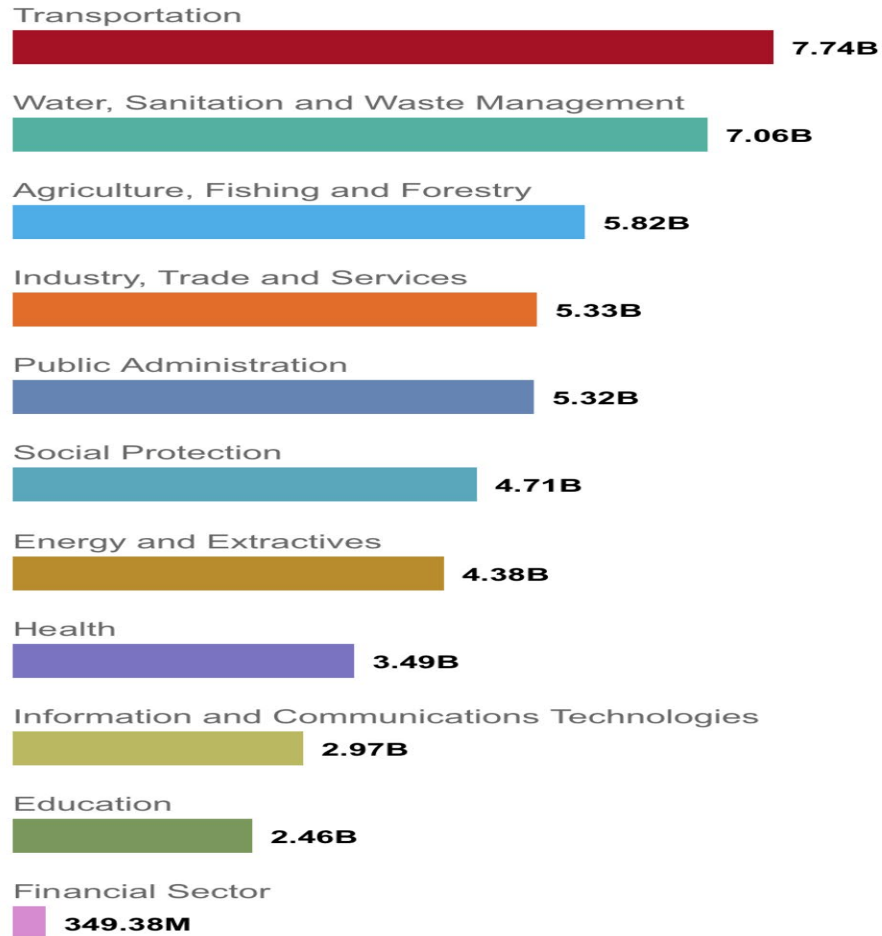
PORTFOLIO – SECTORS: VALUE OF CONTRACTS WORLDWIDE FY24

\$28.12B

Total value of contracts

55,336

Total number of contracts

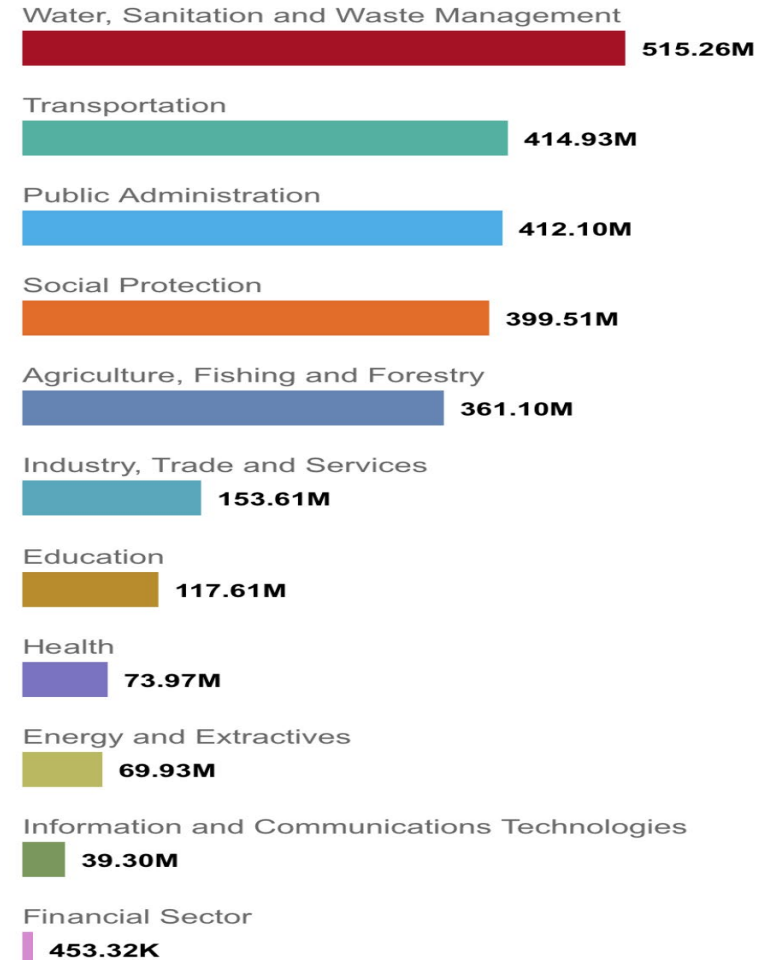


0 2B 4B 6B 8B

PORTFOLIO – SECTORS: VALUE OF CONTRACTS PAKISTAN FY24

BY SECTOR ▾

Value of Contracts



0 100M 200M 300M 400M 500M 600M

FY24 TOP 10 SUPPLIER COUNTRIES

(PAKISTAN, GOODS, CIVIL WORKS, CONSULTING SERVICES AND NON-CONSULTING SERVICES)



Value of Contracts



Civil Works



Non-consulting Services



Goods



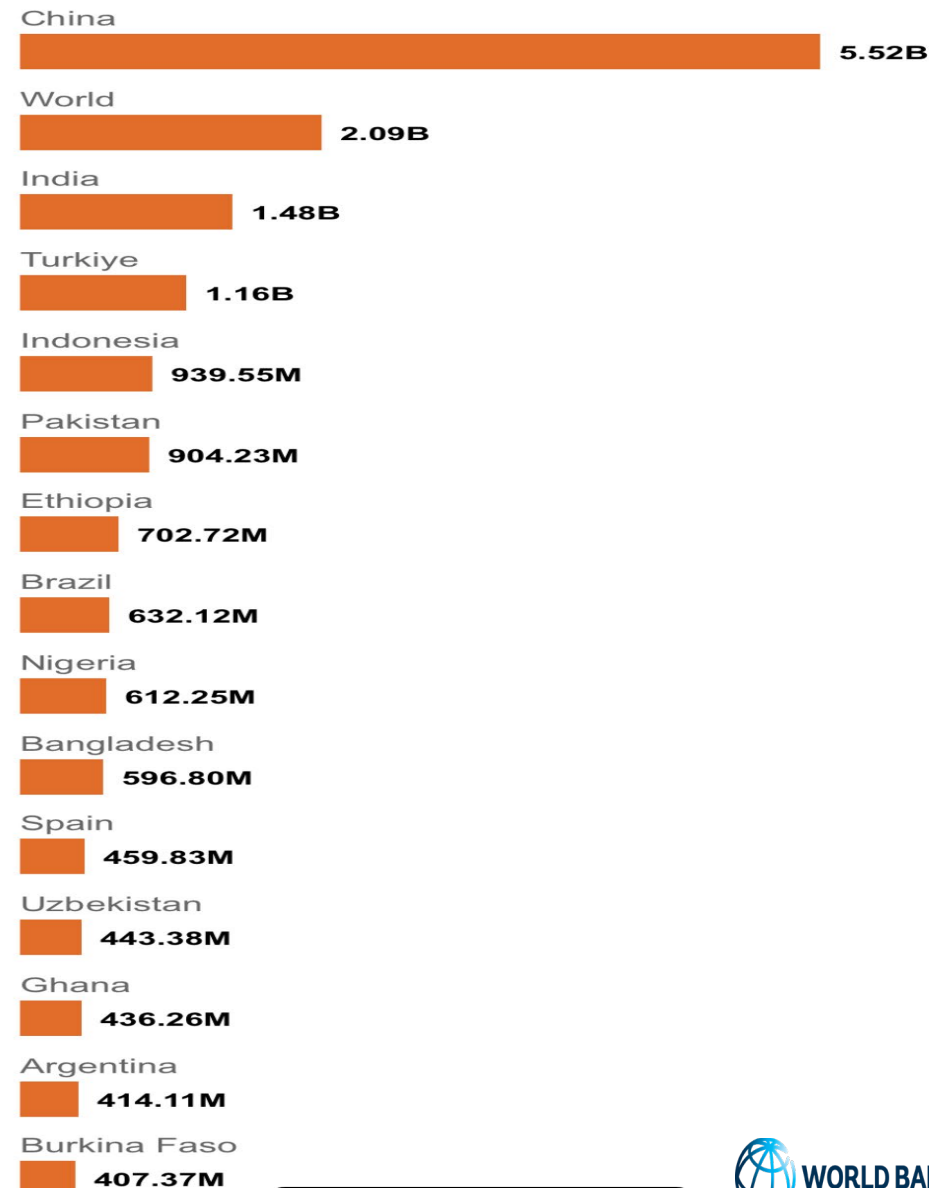
Consultant Services



0 200M 400M 600M 800M

FY24 TOP 10 SUPPLIER COUNTRIES

(WORLDWIDE)



WHY WORLD BANK - COMPARATIVE ADVANTAGE

WBG's ability to **work with different stakeholders** with combination of **country depth and global breadth, public & private sector instruments**, and **relationships, multisector knowledge**, and the ability to **mobilize and leverage financing**.



PROJECT CYCLE – WHERE BUSINESS OPPORTUNITIES ARISE

Project pipeline: Stages 1 to 3 –
generally, Consulting Opportunities

Project implementation: Stage 5 – Project
Implementation and Support

World Bank Project Cycle

Key stages where contract opportunities arise



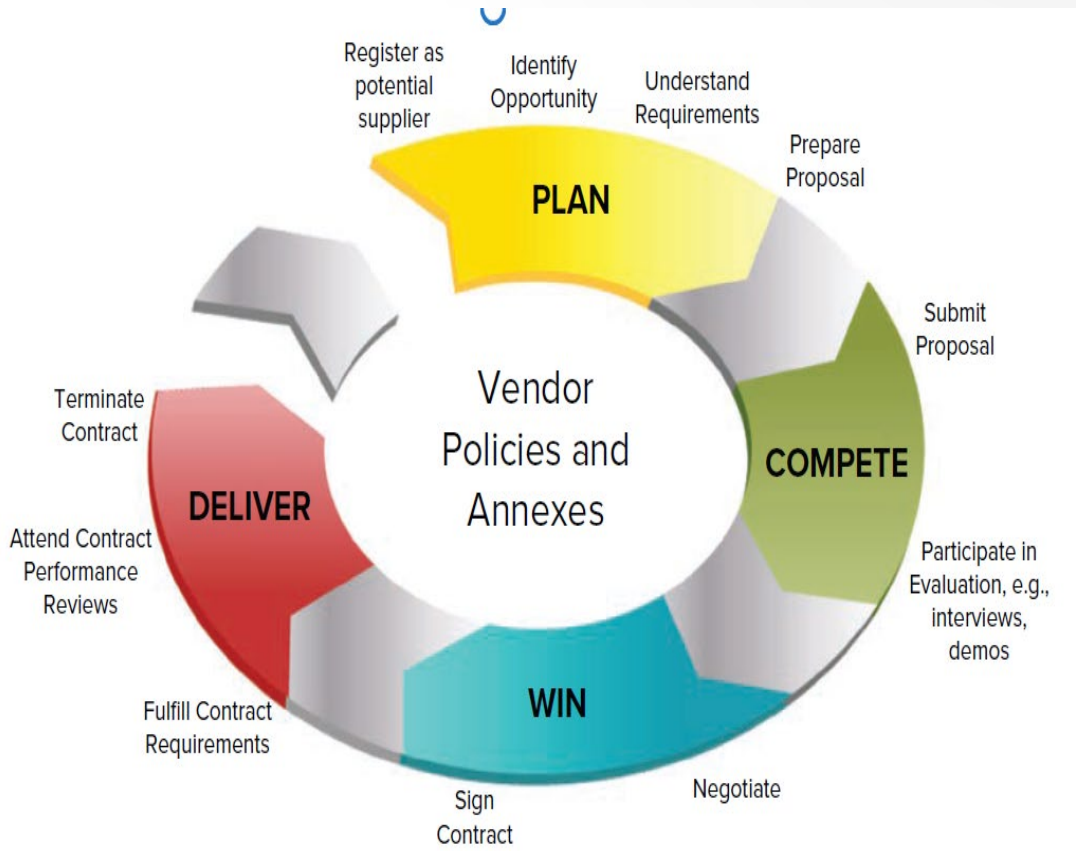
HOW TO FIND THE BUSINESS OPPORTUNITIES

Corporate Procurement (WBG procurement)

The World Bank Group (WBG) spends around **USD \$2B** annually for goods, services, works and consulting services for its own requirements in its Headquarters in Washington DC and offices in over 130 global locations, and for requirements to support its global lending operations.

		
Corporate Services & Real Estate	Human Resources & Professional Services	Technology
<ul style="list-style-type: none"> ■ Construction and Renovation ■ Facilities Management ■ Security Services ■ Travel ■ Health Services ■ Corporate Services ■ Food, Conference & Events Services 	<ul style="list-style-type: none"> ■ Operational Consulting ■ Management Consulting ■ Training and Coaching ■ Global Payments ■ Audit and Accounting Services ■ Insurance and Brokerage ■ Health and Compensation Benefits ■ Executive Searches ■ Labor and Staffing 	<ul style="list-style-type: none"> ■ IT Compute Infrastructure ■ Telecom and Network ■ Office Productivity Software & Hardware ■ Business Applications (Fintech, HR, General Services) ■ IT Software (General/Enterprise Software, Security, Data Analytics, Application Mgt) ■ Bank Operations ICT Solutions ■ Disruptive Technologies

Corporate Procurement Process

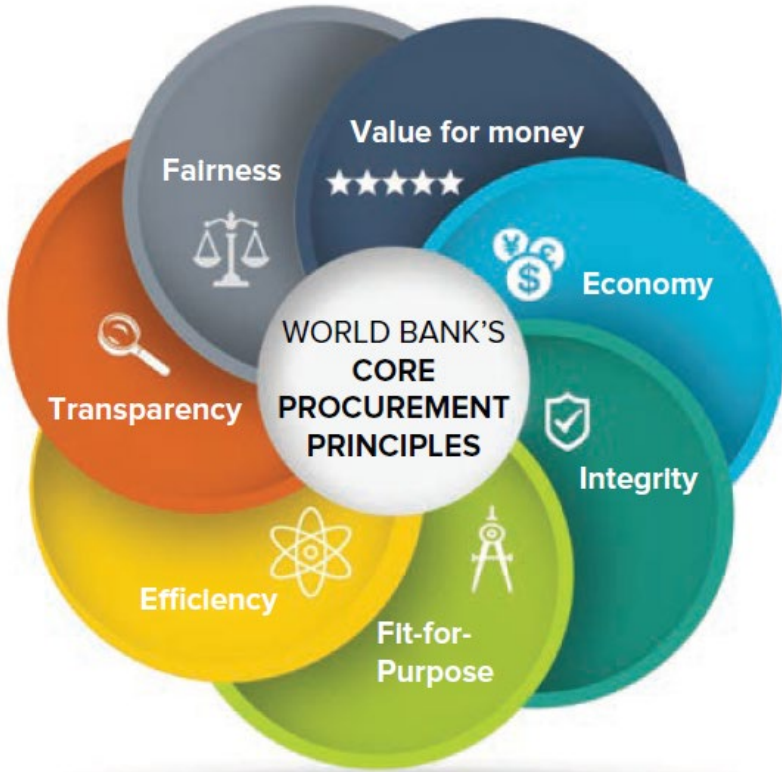


HOW TO FIND THE BUSINESS OPPORTUNITIES

Operations Procurement (World Bank-financed)

Common Search Options

1	By Areas of Specialization	Search your specialization, expertise or area of practice against World Bank Global Practices.
2	By Country or Region	Narrow the search field to target countries and regions where the Bank works.
3	World Bank Operations	Search the Bank's Country Engagements, Projects and Operations.
4	World Bank Apps	a. Project Procurement App b. WBG FinancesOne c. Project Procurement Pipeline
5	Procurement Notices	a. UN Development Business b. World Bank Procurement Notices



1 Search by Areas of Specialization

It is possible to search World Bank data by areas of specialization. The World Bank's model is based on a matrix of 18 areas of specialization, known as Global Practices and 5 cross-cutting specializations known as Global Themes.

SEARCH FUNCTION
<p>Areas of Specialization</p> <p>Bank search engine: World Bank Units</p>

World Bank Global Practices

- Agriculture
- Education
- Energy
- Environment & Natural Resources
- Extractive Industries
- Finance, Competitiveness & Innovation
- Governance
- Health, Nutrition & Population
- Human Development
- Jobs and Development
- Macroeconomics, Trade & Investment
- Poverty
- Social Protection
- Social Sustainability and Inclusion
- Urban, Disaster Risk, Resilience, and Land
- Transport
- Digital Development
- Water

World Bank Global Themes

- Climate Change
- Fragility, Conflict, and Violence
- Gender
- Infrastructure
- Knowledge Management

2 Search by Country or Region

SEARCH FUNCTION	
<p>Country or Region</p> <p>Bank search engine: Where We Work</p>	
SEARCH by Region:	use the drop-down pick list ' <i>Select a Region</i> '
SEARCH by Country Group:	use the drop-down pick list ' <i>Select a Country Group</i> '
SEARCH by Individual Countries:	use the alphabetical list across the top of the page " <i>ALL</i> " or click on a country listed below this band.

For example: a search by COUNTRY provides:

- country overview - context, strategy, results
- featured development stories and blogs
- statistics and interactive data sets
- list of all World Bank-funded projects, broken down:
 - geographically
 - by sectors
 - by themes
- interactive map showing all country projects, searchable by Global Practice subjects.

World Bank Regions

- Africa
- East Asia & Pacific
- Europe & Central Asia
- Latin America & the Caribbean
- Middle East & North Africa
- South Asia

Country Groups

- European Union
- Middle Income Countries
- Organization of Eastern Caribbean States
- Pacific Islands
- Small States
- Gulf Cooperations Council
- Western Europe

3 Search by World Bank Operations

SEARCH FUNCTION

Country Engagement

Bank webpage: [Country Engagement](#)

SEARCH by Country Partnership Framework: use the tab '*Country Partnership Framework*'

SEARCH by Systematic Country Diagnostic: use the tab '*Systematic Country Diagnostic*'

b. Projects and Operations

This search engine provides detailed information on individual projects and operations.

SEARCH FUNCTION

Projects & Operations

Bank search engine: [Projects & Operations](#)

OPEN SEARCH function: type search criteria in the Search function – note: select 'Search Procurement only' to focus the search

BROWSE by Country: use the tab '*By Country*,' and select from listing

BROWSE by Sector: use the tab '*By Sector*' and select from listing

BROWSE by Theme: use the tab '*By Theme*' and select from listing

4 Search by World Bank Apps

1. Project Procurement App
2. WBG FinancesOne
3. Project Procurement Pipeline (formerly Monthly Operational Summary (MOS))

1. Project Procurement App

SEARCH FUNCTION

Project Procurement App

downloadable App

[Android App](#)

[iPhone App](#)

2. FinancesOne

SEARCH FUNCTION

FinancesOne

WBG search engine: [FinancesOne Website](#)

User support information: [User Guidance](#)

3. Project Procurement Pipeline

SEARCH FUNCTION

Project Procurement Pipeline

Search engine: [Projects & Operations](#)

User support information: [User guidance](#)

5 Search by Procurement Notices

■ GPN	■ ITB	■ RFB	■ invitation to Pre-qualify
■ SPN	■ IFB	■ RFP	■ Initial selection
■ REoI	■ RFQ		■ Contract Award

There are several places where procurement notices for World Bank-financed projects are published. For procurements subject to open international competition, the invitation is published on:

1. UN Development Business website (UNDB),
2. World Bank's external website,
3. a local newspaper of wide circulation and/or a free access website.

1. UN Development Business



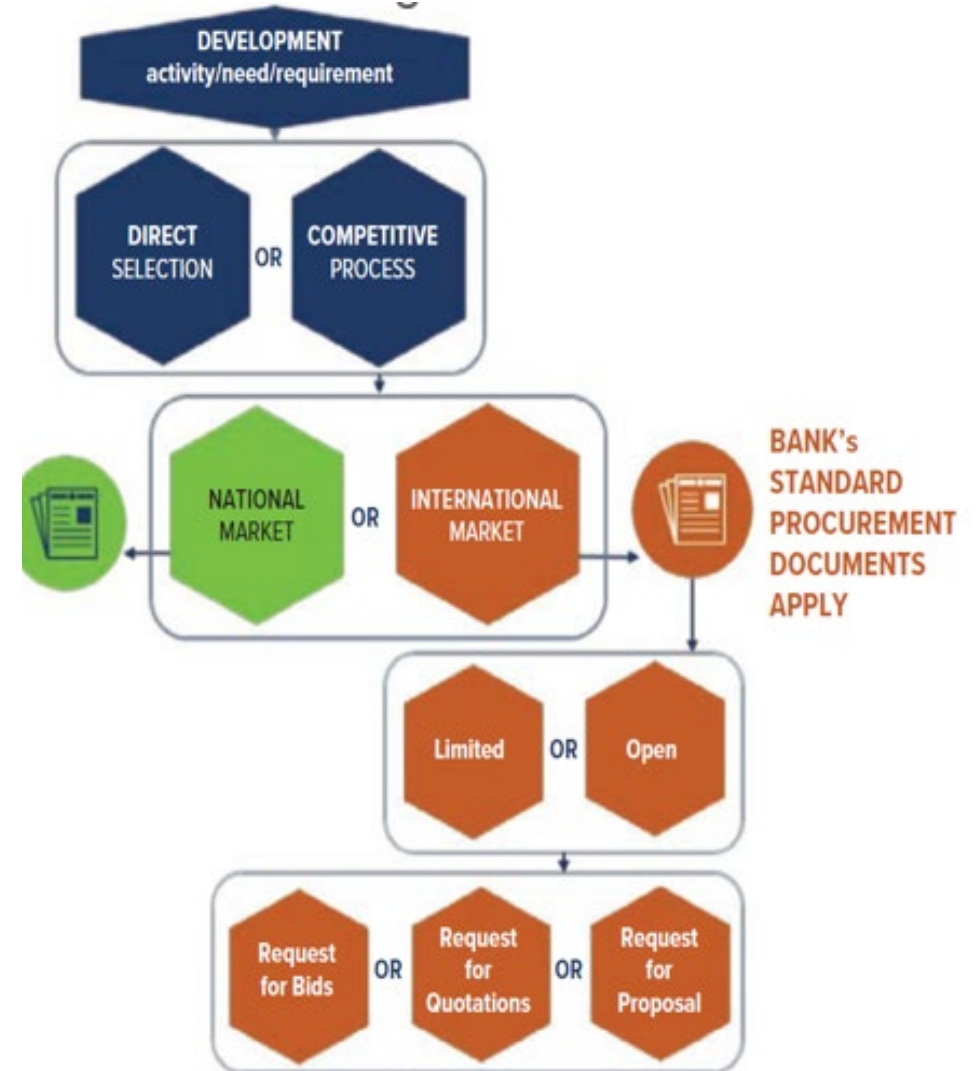
<https://devbusiness.un.org/>

2. World Bank Procurement Notices



<https://projects.worldbank.org/en/projects-operations/procurement?srce=both>

SUMMARY OF PROCUREMENT PROCESS



WHERE TO ACCESS INFORMATION ONLINE

World Bank's Procurement Regulations for IPF Borrowers

<https://thedocs.worldbank.org/en/doc/6c0602876d68949e80820507d90a14ed-0290012023/original/Procurement-Regulations-September-2023.pdf>

Standard Procurement Documents (SPD) templates

<https://www.worldbank.org/en/projects-operations/products-and-services/brief/procurement-new-framework#SPD>

Guidance on SPDs

<https://www.worldbank.org/en/projects-operations/products-and-services/brief/procurement-new-framework>

Guidance on finding business opportunities

<https://thedocs.worldbank.org/en/doc/02dfc125b8474462b40cdcb71fbfc931-0290012024/original/WB-Finding-Business-Opportunities-WEB-FINAL.pdf>

Video: World Bank Procurement – how to bid

<http://www.worldbank.org/en/news/video/2016/03/30/world-bank-procurement-video>

Guidance on how to complain

<https://thedocs.worldbank.org/en/doc/975671478891365829-0290022017/original/GuidanceProcurementrelatedComplaints.pdf>

WHERE TO ACCESS INFORMATION ONLINE

Identifying opportunities

World Bank website

<https://www.worldbank.org/>

International development procurement notices (UNDB)

<https://devbusiness.un.org/>

FinanceOne

<https://financesapp.worldbank.org/>

Country Partnership Frameworks

<https://www.worldbank.org/en/projects-operations/country-strategies>

<https://www.worldbank.org/en/country/pakistan>

World Bank Projects and Operation

<https://projects.worldbank.org/en/projects-operations/projects-list?os=0>

Procurement plans

<http://projects.worldbank.org/procurement/procurementsearch?lang=en&&&qterm=&showrecent=true&srce=plans>



Thank you!



For additional information, such as Standard Procurement Documents (SPDs), Guidance, briefing, training and e-learning materials see www.worldbank.org/procurement

