

*The views expressed in this presentation are the views of the author/s and do not necessarily reflect the views or policies of the Asian Development Bank, or its Board of Governors, or the governments they represent. ADB does not guarantee the accuracy of the data included in this presentation and accepts no responsibility for any consequence of their use. The countries listed in this presentation do not imply any view on ADB's part as to sovereignty or independent status or necessarily conform to ADB's terminology.*

# ADB Operations and Portfolio in Pakistan

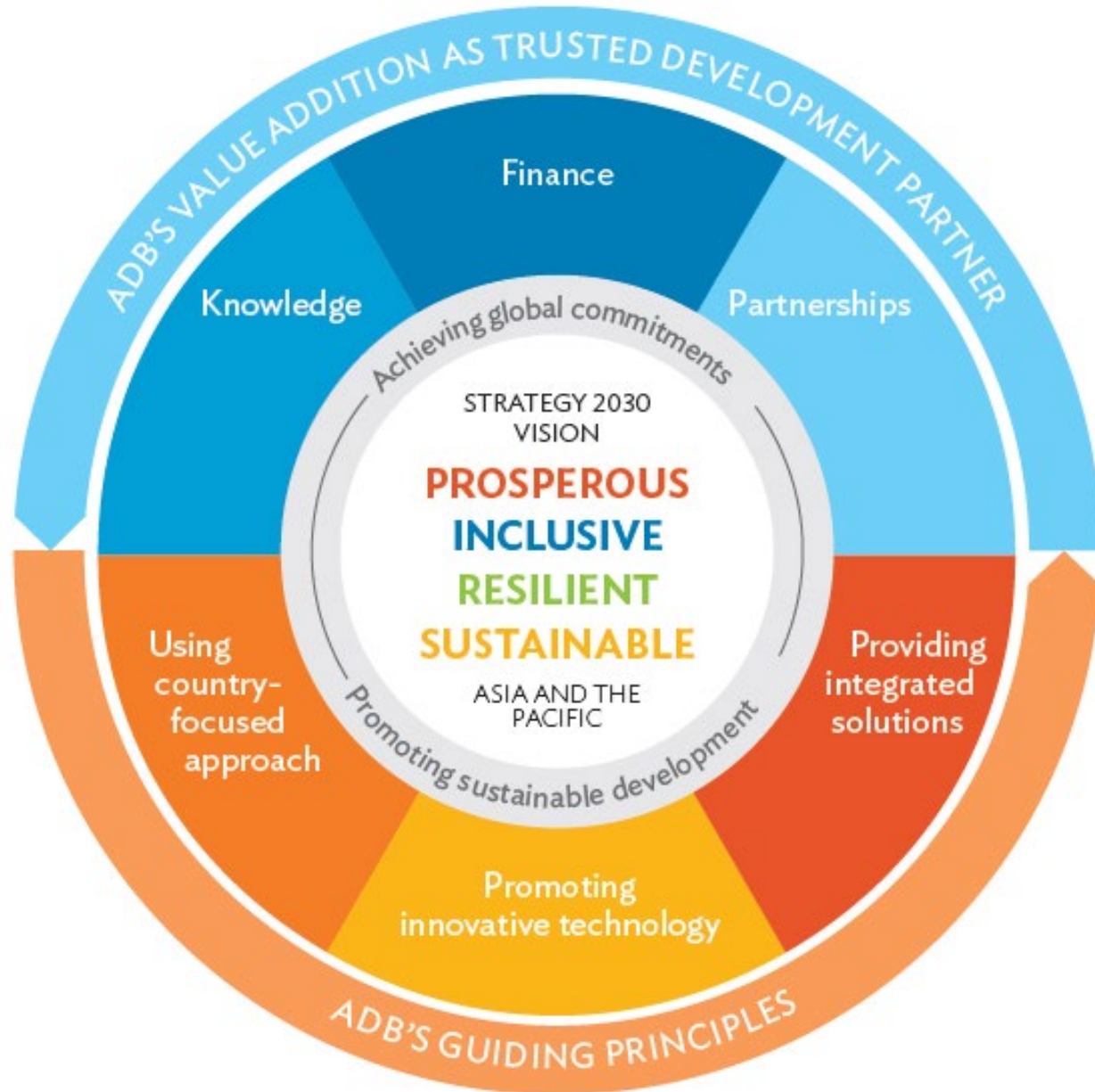
**Dinesh Shiwakoti**  
Head, Project Administration Unit  
Asian Development Bank  
Central and West Asia Department  
Pakistan Resident Mission



ADB

10 May 2023 | Islamabad, Pakistan

# ADB's Vision, Value Addition, and Guiding Principles



# ADB's Operational Priorities (Strategy 2030)



Addressing remaining poverty and reducing inequalities



Accelerating progress in gender equality



Tackling climate change, building climate and disaster resilience, and enhancing environmental sustainability



Making cities more livable



Promoting rural development and food security



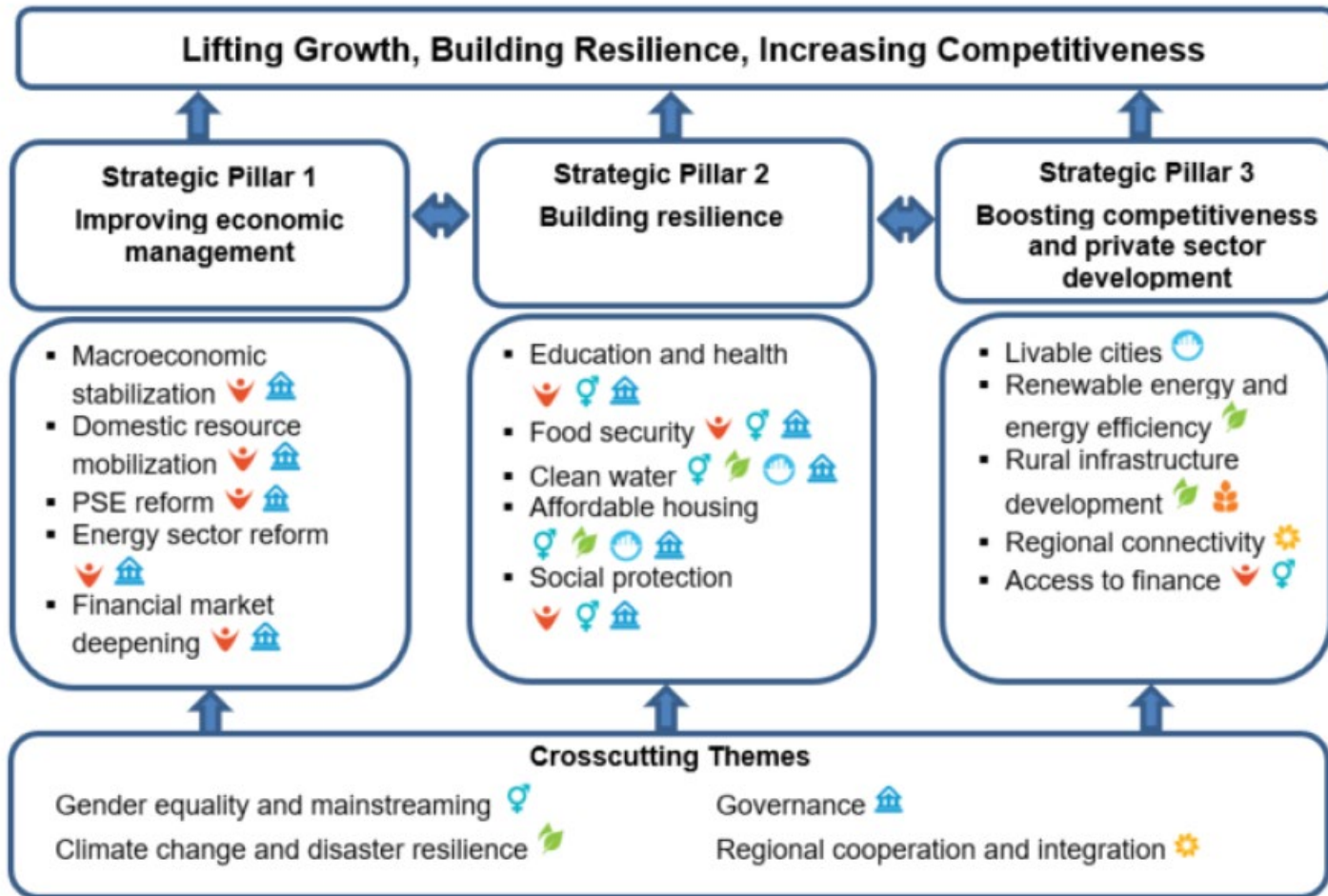
Strengthening governance and institutional capacity



Fostering regional cooperation and integration

# ADB's country partnership strategy, 2021–2025 for Pakistan

## Country Partnership Strategy Framework

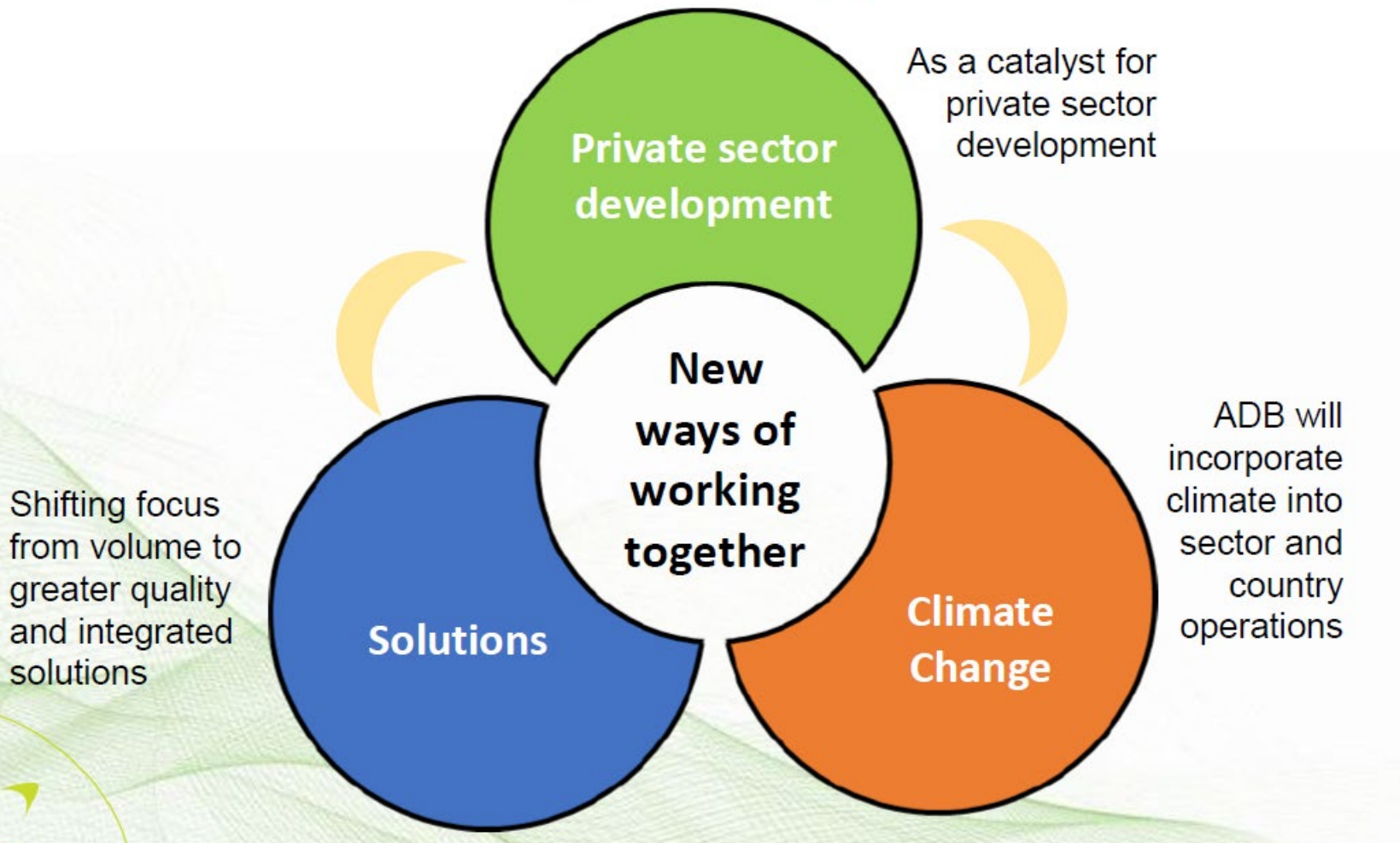


## Focused on 3 interlinked Priorities

- **improving economic management** to restore stability and growth,
- **building resilience** by strengthening human capital and social protection to enhance productivity and people's well-being, and
- **boosting competitiveness and private sector development** to create jobs and expand economic opportunities.

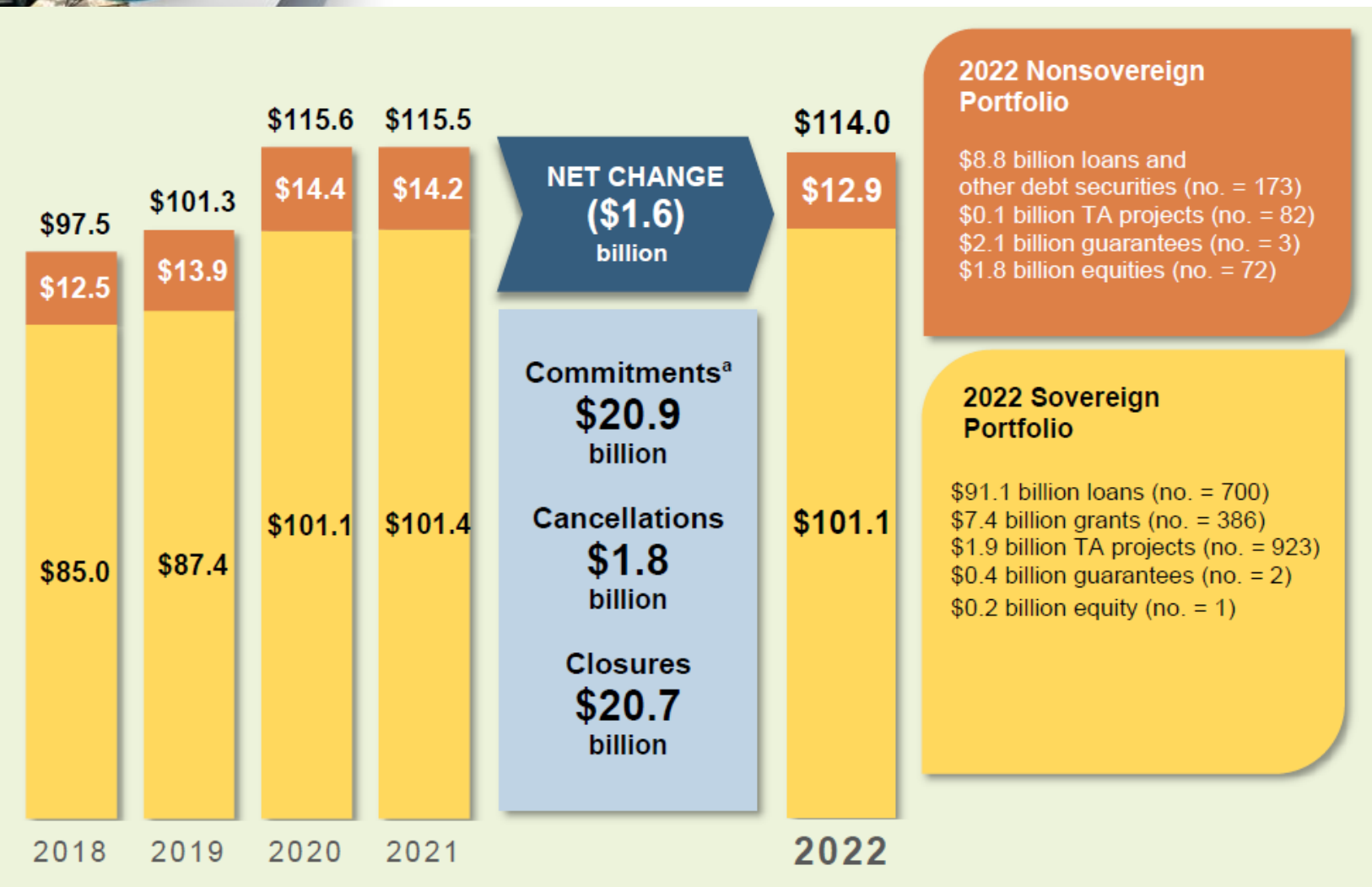
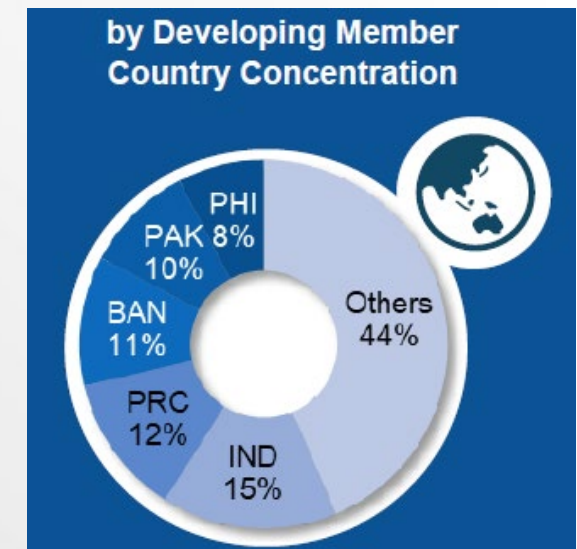
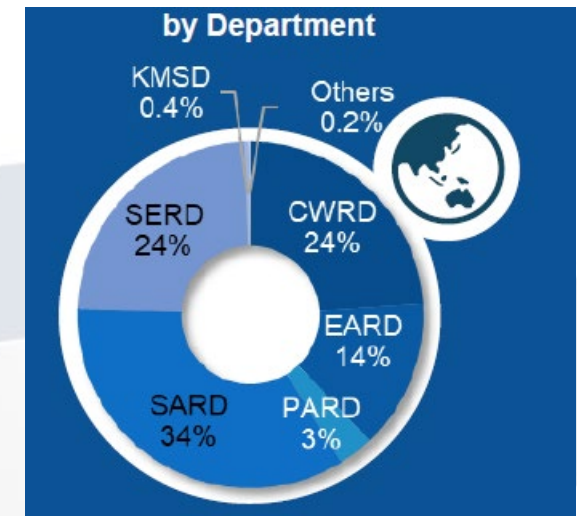


# New Operating Model



# ADB's 2022 Overall Portfolio (Sovereign & Non-sovereign operations)

Sovereign Portfolio Distribution by Percentage, 2022



## Pakistan: Cumulative Commitment (till December 2022)

Sector	No.	Total Amount* (\$Billion)	% Total Amount
<b>Projects/Programs &amp; TAs</b>	<b>843</b>	<b>41.3</b>	<b>80.5</b>
Energy	145	10.3	20.1
Public Sector Management	106	8.3	16.1
Transport	90	6.0	11.7
Agri/Natural Resource/Rural Dev	188	5.0	9.8
Finance	100	4.1	8.0
Edu/Health/Industry & Trade/ICT/Urban/Multisector	214	7.6	14.8
<b>Trade and Supply Chain Finance &amp; Microfinance Program**</b>	<b>7,359</b>	<b>10.0</b>	<b>19.5</b>
<b>Total</b>	<b>8,202</b>	<b>51.4</b>	<b>100</b>

\*Includes loans, grants, equity investments, guarantees, TA, and private sector programs

\*\*ADB-financed commitments from private sector programs of which \$10 billion is short term (with maturity of less than 365 days)..

# 2022 Pakistan Portfolio Highlights

## **Total Commitment: \$2.675 billion**

- 7 investment projects
- 1 grant
- 2 policy-based programs (\$1,800 million)

## **Repurpose in for post-flood rehabilitation: \$70.8 million**

- 2 investment projects

## **Cancellation:**

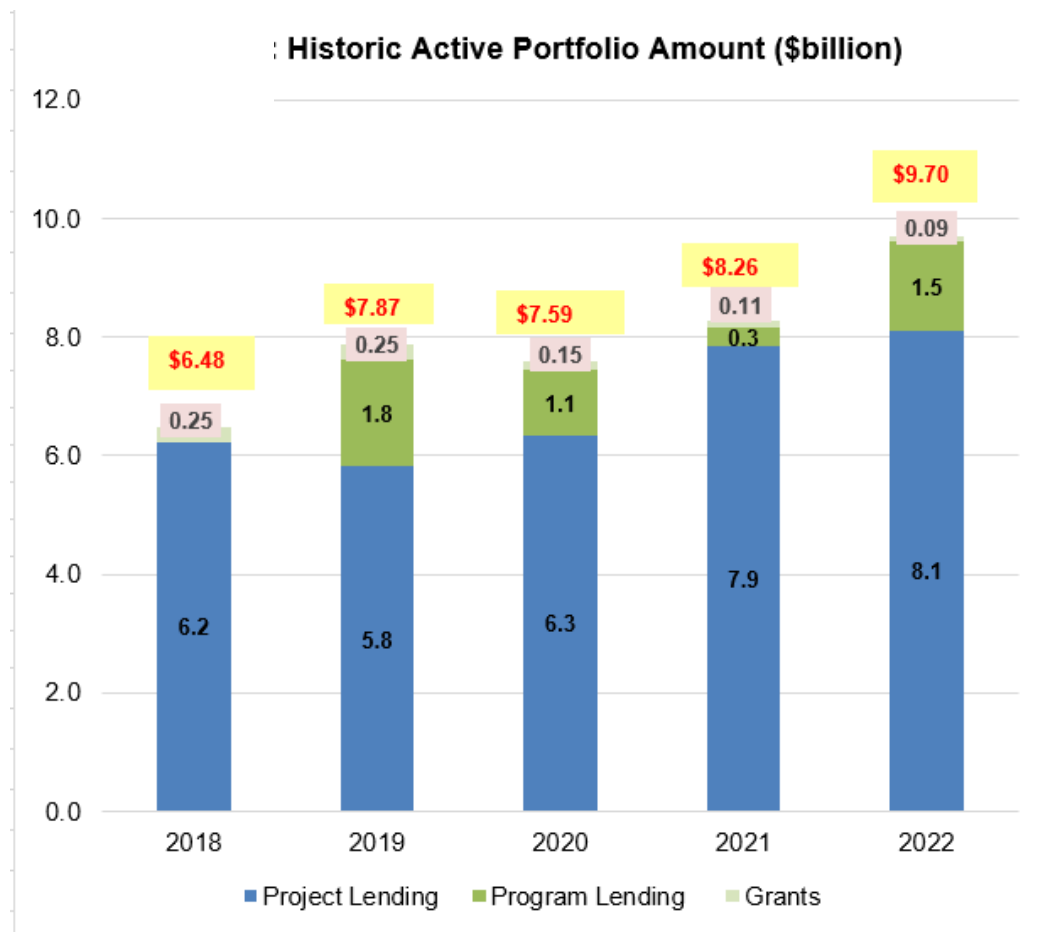
- **\$535.82 million** loan proceeds savings/surplus

## **Contract Award and Disbursement**

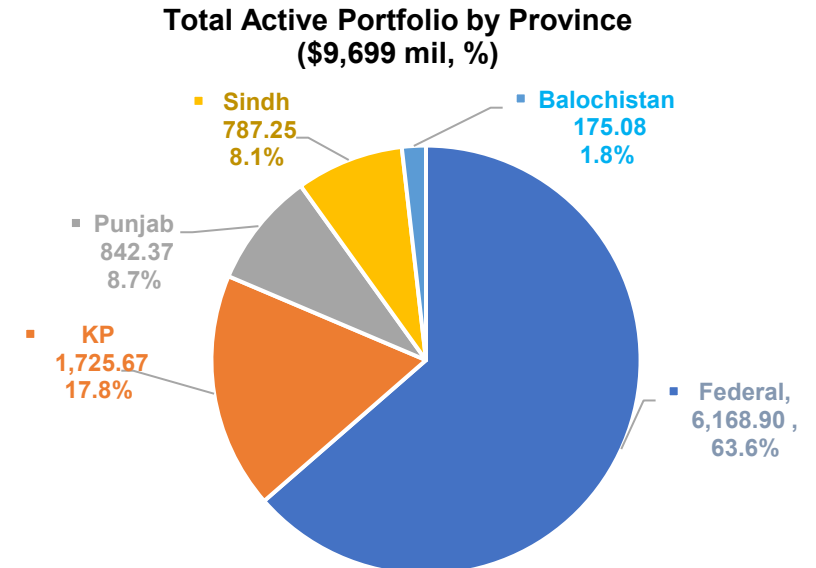
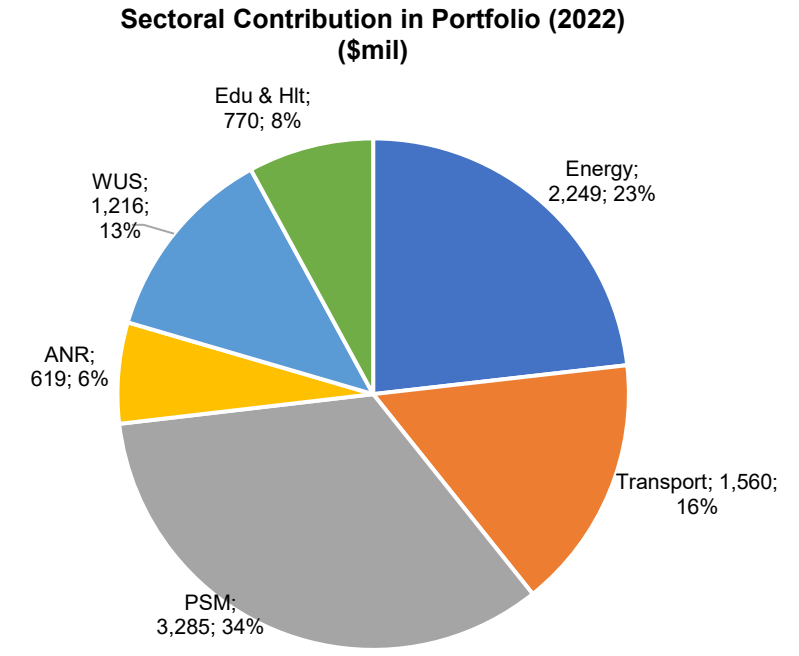
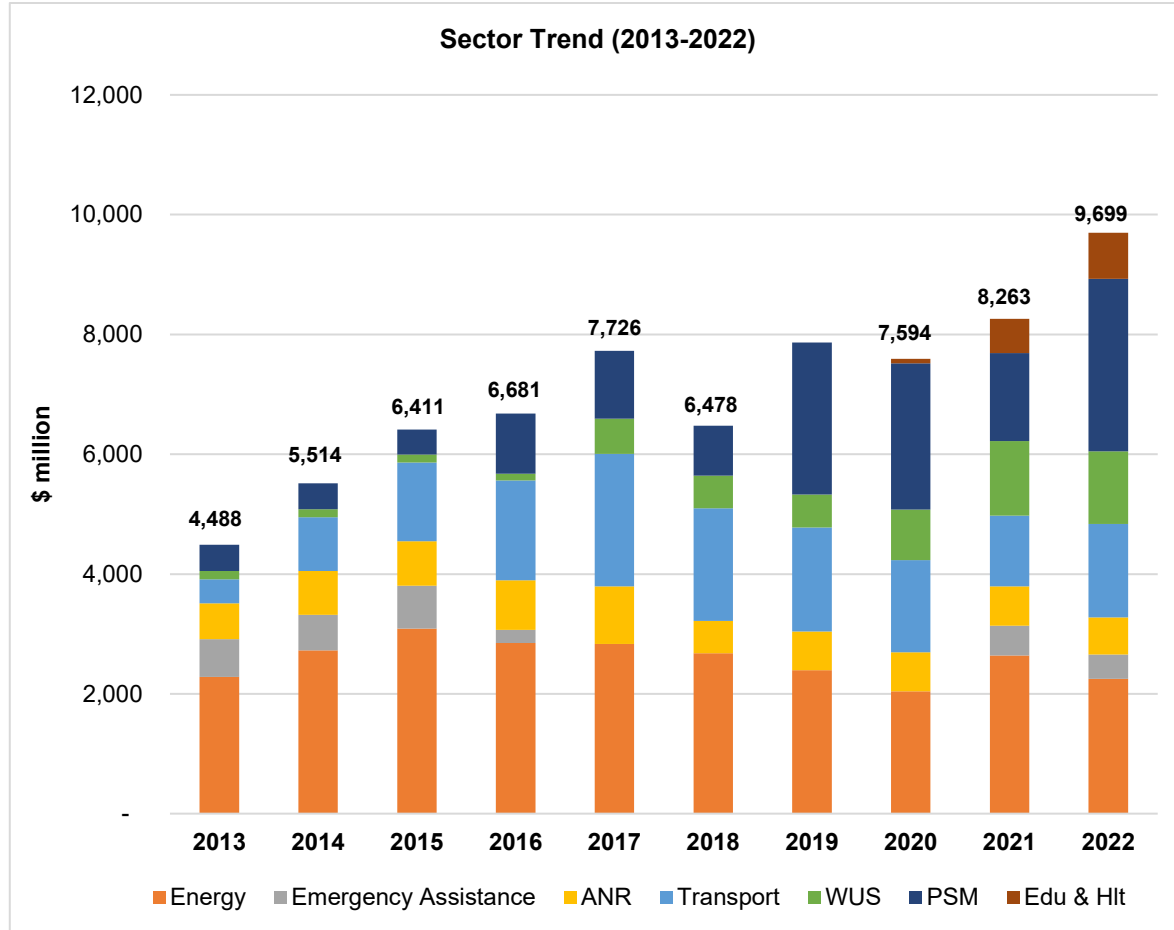
- **\$823 million** contract awarded (investment projects only)
- **\$2.476 billion** disbursed (including policy-based lending).



# Pakistan Sovereign Portfolio and Commitments (2018 - 2022)

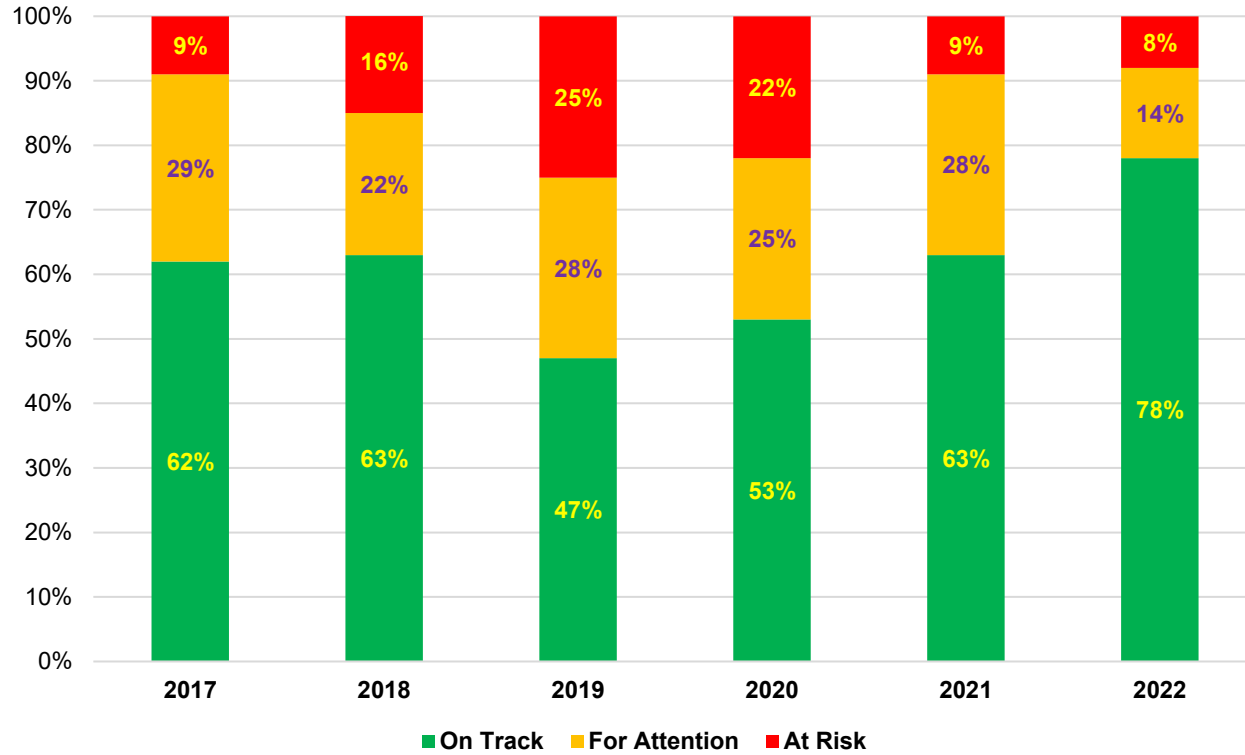


# Pakistan: Sovereign Portfolio Distribution

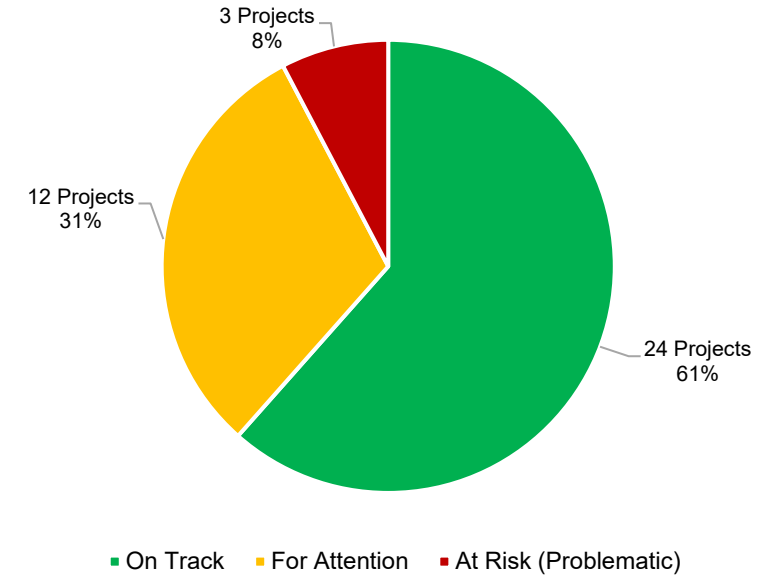


# Pakistan: Portfolio Performance

## Annual Performance History



## Performance Rating Q1 2023



# Pakistan: Pipeline Projects (expected in 2023, subject to readiness)

No.	SDs	Modality	Project/Program Name	Commitment Pipeline (\$ M)			
				ADB Total	Co-Fin	Source	Total
1	CWEN	Project	Power Transmission Strengthening Project	250.0	0.00		250.00
2	CWEN	PRF	Hydropower Development (WAPDA) Project Readiness	14.0	0.00		14.00
3	CWER	Project	Khyber Pakhtunkhwa Food Security Support Project (formerly KP Rural Resilience Enhancement Project)	50.0	3.0	JFPR	53.0
4	CWER	Project	Balochistan Urgent Response for Food Security Project (Additional Financing for Emergency Flood Assistance Project)	0.0	5.0	JPFR	5.00
5	CWPF	SDP	Women's Inclusive Finance Program, Subprogram 1	180.5	0.00		180.50
6	CWPF	PBL	Domestic Resource Mobilization Reform Program, Subprogram 1	200.0	0.00		200.00
7	CWSS	Project	Support for Flood reconstruction - Sindh Education	200.0	0.0		200.0
8	CWTC	Project	Punjab Arterial Roads Improvement Project (PARIP)	400.0	220.00	AiIB	620.00
9	PRM	Project AF	Social Protection Development Project 2nd Additional Financing (USAID Co-financing)	0.0	5.0		5.0
10	CWUW	Project	Developing Resilient Environments and Advancing Municipal Services (DREAMS) in Punjab Project	160.0	40.0	tbd	200.0
			Total	1454.50	273.00		1,727.50

# Key Portfolio Implementation Challenges

## High Readiness Level: “shovel-ready”

- Procurement Ready
- Land Acquisition & utility relocation

## High Quality/Compliant

- substance
- procedure

## Governance:

- Staffing /continuity
- Ownership by all stakeholders
- Timely decision

