

The Impact of PTW Safety on Youth

FUNDACIÓN
MAPFRE
AWARD



2014

PRINCE
MICHAEL
AWARD



2017

PRINCE
MICHAEL
AWARD



2021



This is not an ADB material. The views expressed in this document are the views of the author/s and/or their organizations and do not necessarily reflect the views or policies of the Asian Development Bank, or its Board of Governors, or the governments they represent. ADB does not guarantee the accuracy and/or completeness of the material's contents, and accepts no responsibility for any direct or indirect consequence of their use or reliance, whether wholly or partially. Please feel free to contact the authors directly should you have queries.

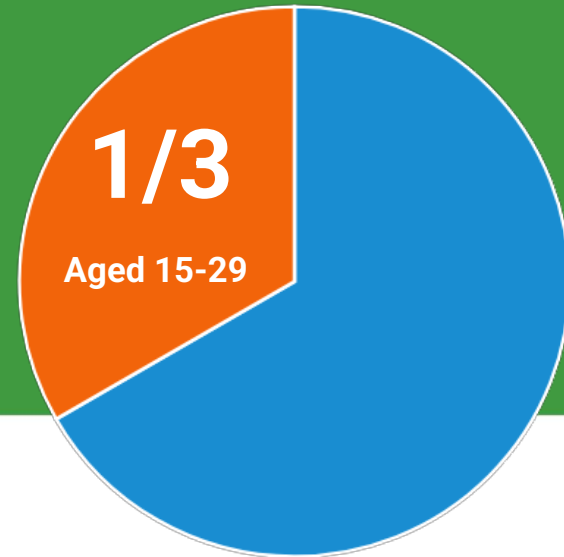
Road traffic deaths globally



Total road
traffic deaths
1.35 million
worldwide

Source: Global status report on road safety 2018.
Geneva: World Health Organization

Road traffic deaths globally



Source: Global status report on road safety 2018.
Geneva: World Health Organization

Road traffic deaths globally

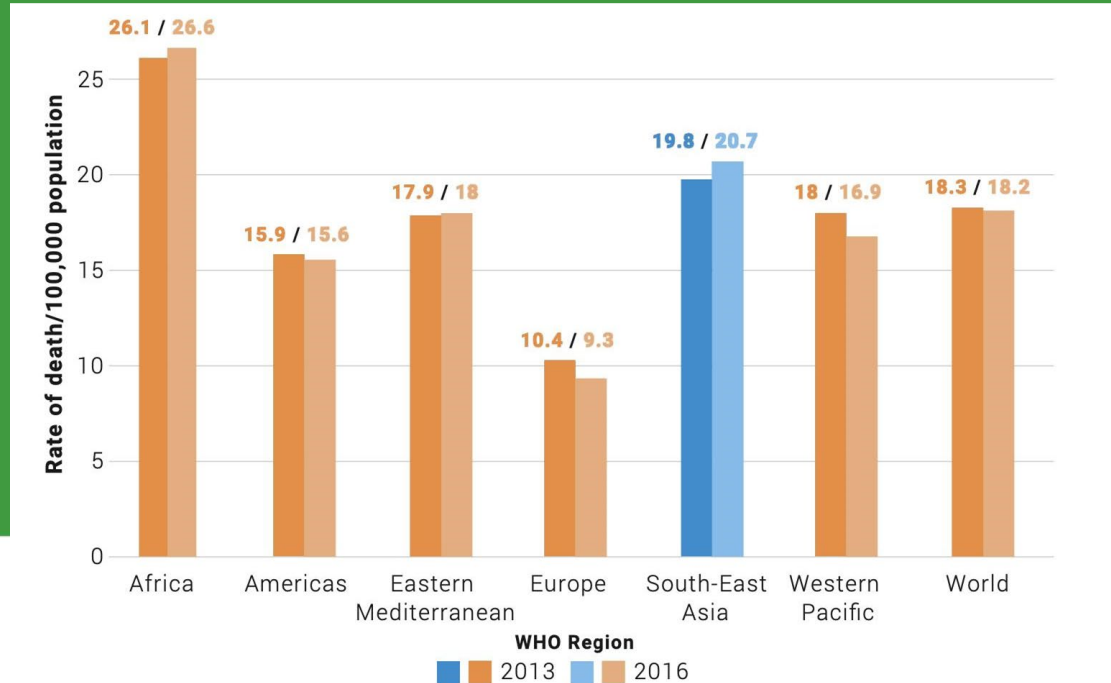
± 360,000 deaths

1/3
Aged 15-29

A pie chart with two segments. The orange segment, representing 1/3 of the total, is labeled '1/3 Aged 15-29'. The blue segment represents the remaining 2/3. A white box containing the text '± 360,000 deaths' is connected to the pie chart by a white line.

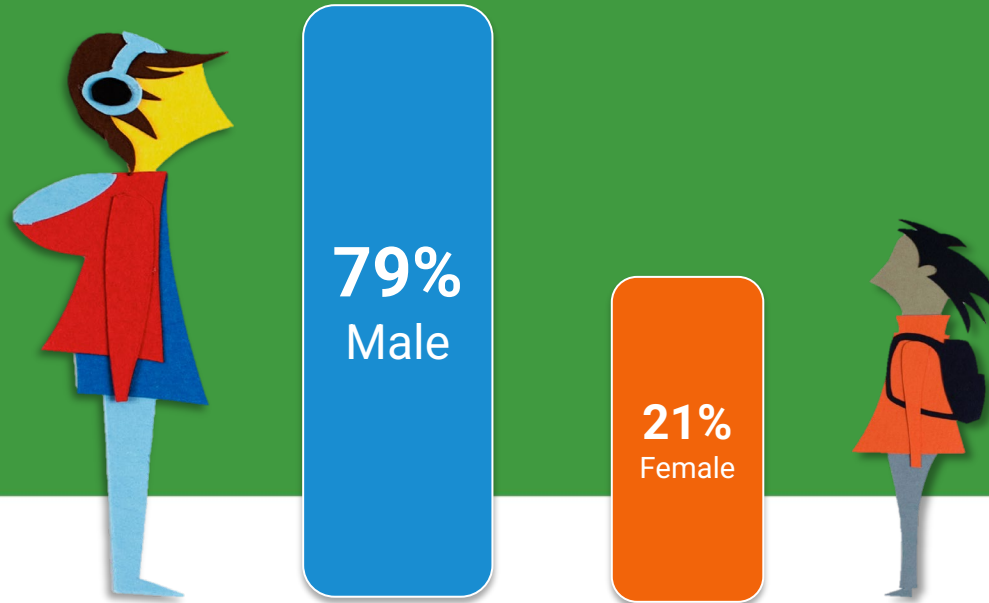
Source: Global status report on road safety 2018.
Geneva: World Health Organization

Inequalities across regions



Source: Global Status Report, 2018
Source: World Health Organization, 2020

Road traffic deaths by gender



(aged 15-29)

Source: Global status report on road safety 2018.
Geneva: World Health Organization

What is YOURS doing to empower youth?



Access to
resources



Capacity
Development
opportunities



Opportunities
to advocate



Platform to
unite

We want young people to be able to *demand* and *deliver* road safety.

What is YOURS doing to empower youth?



Access to
resources



Capacity
Development
opportunities



Opportunities
to advocate



Platform to
unite

We want young people to be able to *demand* and *deliver* road safety.

What is YOURS doing to empower youth?



Access to
resources



Capacity
Development
opportunities



Opportunities
to advocate



Platform to
unite

We want young people to be able to *demand* and *deliver* road safety.

What is YOURS doing to empower youth?



Access to
resources



Capacity
Development
opportunities



Opportunities
to advocate



Platform to
unite

We want young people to be able to *demand* and *deliver* road safety.

Principles behind the Youth Coalition



Youth
Driven



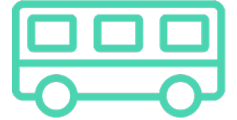
Equality and
Diversity



Youth
statement



Meaningful
youth
participation



Safe and
sustainable
mobility

Local Advocacy through Local Actions

- The incubator of local projects for youth leaders so they can bring their ideas into reality through evidence-based activities



ADVOCACY



**COMMUNITY
MOBILIZATION**




**PEER
ENGAGEMENT**

Local Actions in Asia on PTW

Strapped helmet community by Vania Emmanuela (Indonesia)

- Motorcycles are the main mode of transportation in her community
- Head injuries are the main cause of death for motorcycle riders
- Her projects seeks to reduce deaths caused by head injuries





Local Actions in Asia on PTW




Bike to School by Nikita Adriana (Indonesia)

- Focuses on underage motorcycle drivers at junior high level
- Uses creative activities such as film production to raise awareness
- Through their efforts, they are looking to get authorities to improve road safety facilities



Advocacy Tools



Policymakers' Toolkit

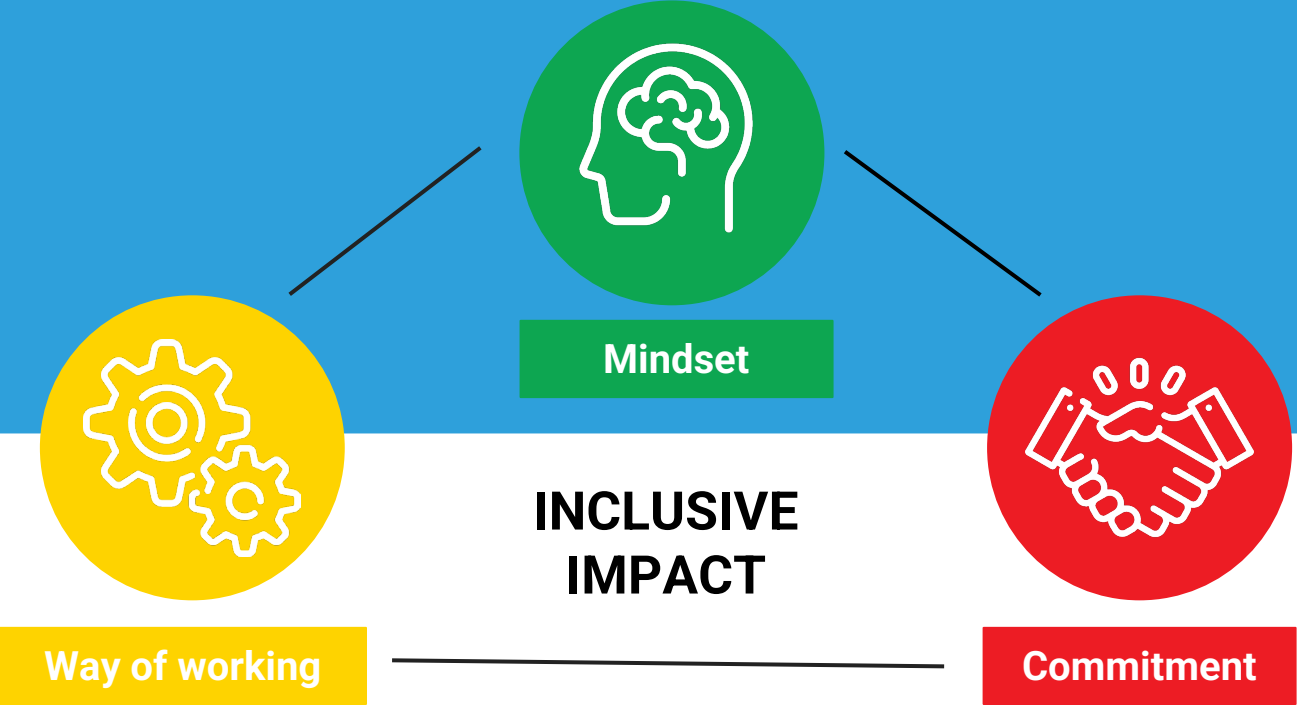


SDG 4 Policy Brief



SDG 5 Policy Brief

Supporting meaningful youth participation



Recommendations

Engage with youth throughout the Decade of Action 2021 - 2030



Long term
investment



Institutionalize
meaningful youth
participation



Offer support

INITIATED BY:



TECHNICAL PARTNER:



PROGRAMME PARTNERS:



PARTNER:



THANK YOU!

Email coalition@youthforroadsafety.org for inquiries

