


The views expressed in this presentation are the views of the author/s and do not necessarily reflect the views or policies of the Asian Development Bank, or its Board of Governors, or the governments they represent. ADB does not guarantee the accuracy of the data included in this presentation and accepts no responsibility for any consequence of their use. The countries listed in this presentation do not imply any view on ADB's part as to sovereignty or independent status or necessarily conform to ADB's terminology.



Urban Sector Group

October 2022

Manoj Sharma

Chief of Urban Sector Group
SDCC

BUSINESS
OPPORTUNITIES 

Overview of the presentation

- An Urbanizing Asia and the Pacific
- ADB's Strategy 2030, Livable Cities Operational Priority Plan
- ADB's Urban Sector Portfolio
- Opportunities in ADB's Urban Sector



An Urbanizing Asia and the Pacific



Urbanization

- From 20% in the 1950s to 48% in 2018, 55% by 2030
- Requires investments of \$1.7 trillion per year



Housing

- 564 million (64%) of the world's slum dwellers



Urban Water Supply and Wastewater Management

- 300 million people with no safe drinking water
- 80% of wastewater discharged without primary treatment
- 1.2 billion people lack access to basic sanitation



Solid Waste Management

- 1.8 billion tons of municipal waste generated per year by 2025




Climate Change and Disaster

- Cities consume about 60% to 80% of total energy supply
- 40% of natural disasters occur in the region.
- Home to 6 of 10 of the world's most vulnerable countries

ADB STRATEGY 2030

ADB's 2030 Vision

*“ADB’s vision is to achieve a **prosperous**, **inclusive**, **resilient**, and **sustainable** Asia and the Pacific, while sustaining its efforts to eradicate extreme poverty.”*



How will ADB add value?



FINANCE

Providing own financing while also mobilizing funds from other sources



KNOWLEDGE

Focusing on practical value that fits local conditions, identify lessons, and replicate good practices



PARTNERSHIPS

Promoting dialogue and collaboration among diverse partners and stakeholders



ADB STRATEGY 2030

OPERATIONAL PRIORITIES

Poverty and Inequality	Gender	Climate, Environment, and DRM
<ul style="list-style-type: none"> • Human development and social inclusion • Quality jobs • Education and training • Better health for all • Social protection for those in need 	<ul style="list-style-type: none"> • Twin-track approach • Women's economic empowerment • Gender equality in human development • Gender equality in decision-making, leadership • Reduced time poverty of women • Women's resilience to external shocks 	<ul style="list-style-type: none"> • Comprehensive approach to building climate and disaster resilience, and environmental sustainability • Increased support for inclusive, green, sustainable, and resilient infrastructure • Water-food-energy nexus

← Cross-sectoral collaboration →

Livable Cities	Rural Development & Food Security Cities	Governance and Institutional Capacity	Regional Cooperation & Integration
<ul style="list-style-type: none"> • Integrated solutions • Increased funding for cities • Inclusive and participatory urban planning • Climate resilience and disaster management 	<ul style="list-style-type: none"> • Market connectivity and value chain linkages • Agricultural productivity and food security • Food safety 	<ul style="list-style-type: none"> • Public management reforms • Strengthened service delivery • Institutional strengthening / capacity building 	<ul style="list-style-type: none"> • Enhanced connectivity and competitiveness • Regional public goods • Cooperation in the financial sector • Strengthened subregional initiatives



ADB's Strategy 2030 and The Livable Cities Operational Priority



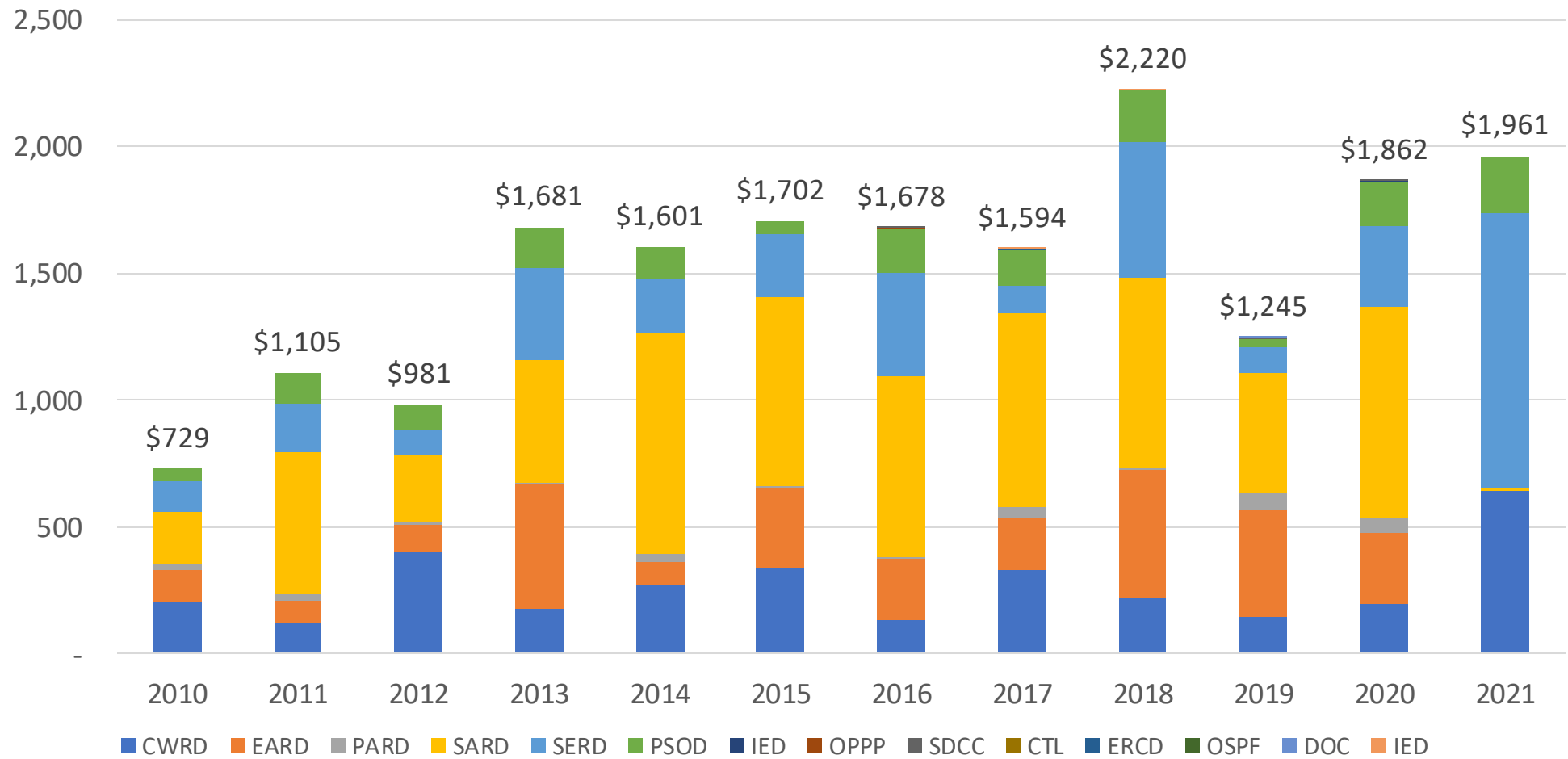
Strategy 2030 identified **“Making Cities More Livable”** as one of its seven operational priorities

Key Outcomes

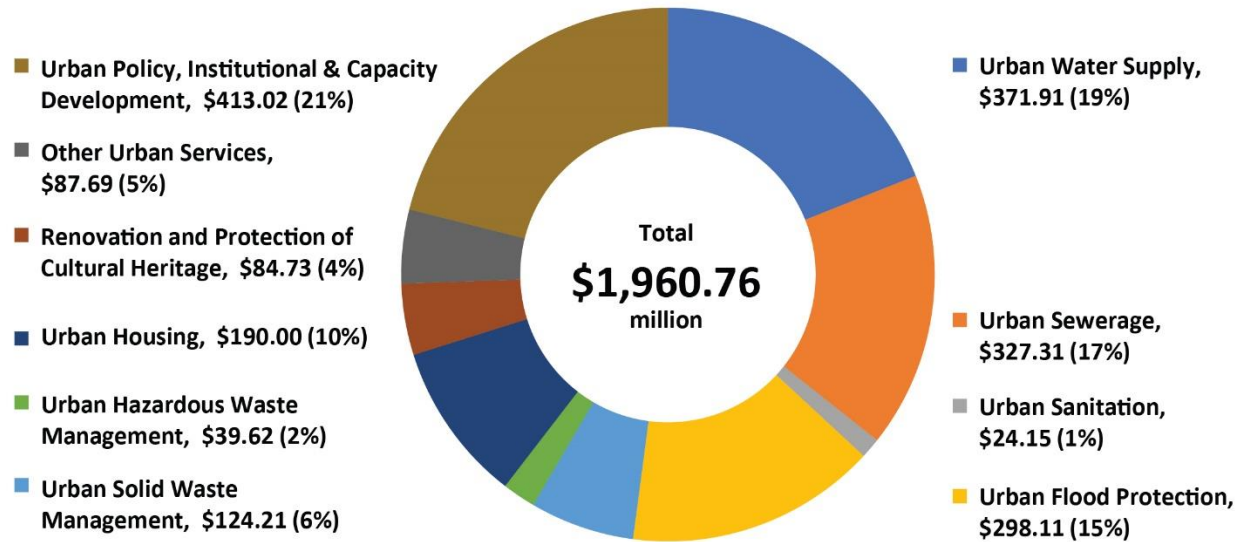
- Improve access, quality and reliability of services in urban areas
- Strengthen urban planning and financial sustainability of cities
- Improve urban environment, climate-resilience and disaster management of cities



Urban Projects: ADB's Annual Commitments 2010–2021 (Signed Loans and Grants)

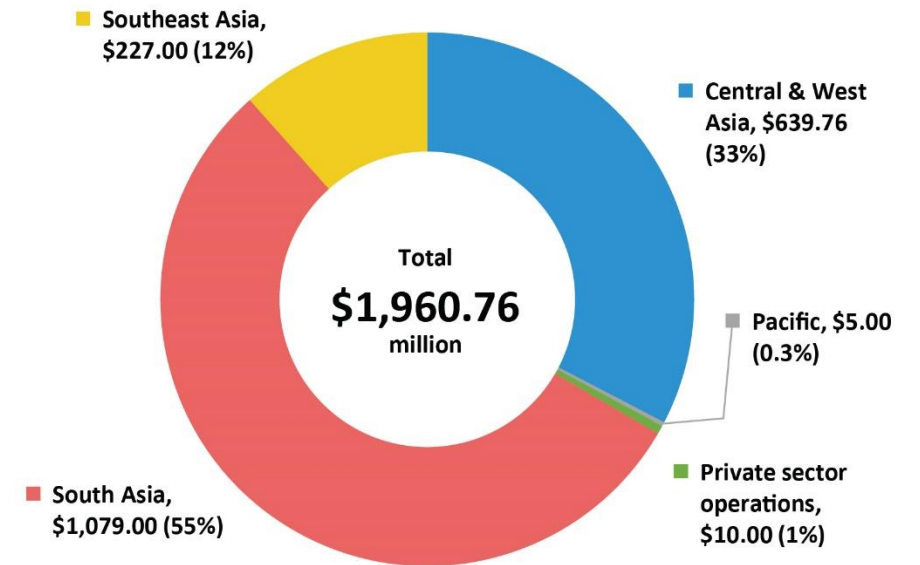


2021 ADB Urban Sector Portfolio



2021 USG Project Commitments by Subsector

2021 USG Project Commitments by Operations Department



Business Opportunities in ADB's Urban Development Sector Projects

Business Opportunities in ADB



- Transactional Technical Assistance (TRTA)
- Knowledge & Support Technical Assistance (KSTA)

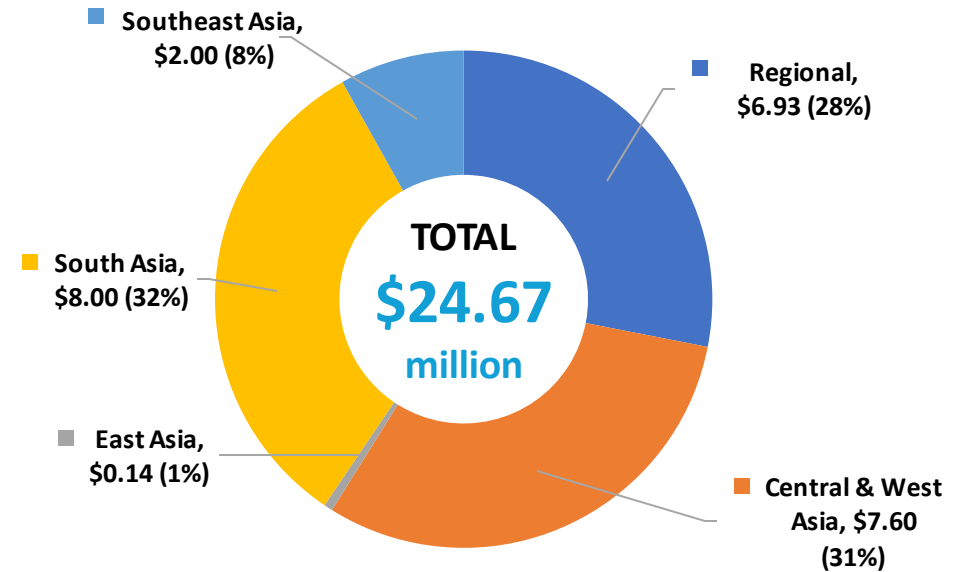
Business Opportunities in Client Countries



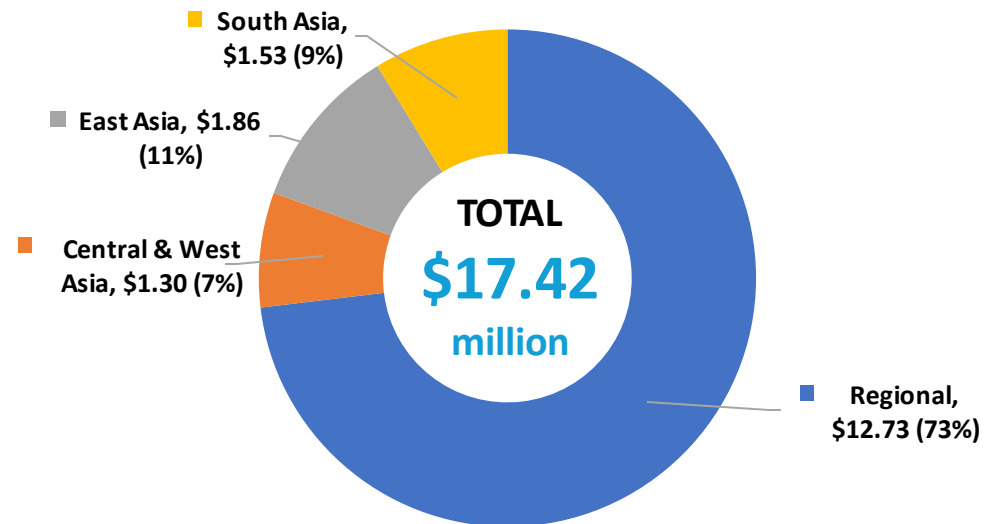
- Civil Works Contracting
- Supply of Equipment
- Consulting Services for Project Implementation
- Capacity Development

Business Opportunities within ADB

Consulting Services (2021) for Transactional Technical Assistance (TRTA)

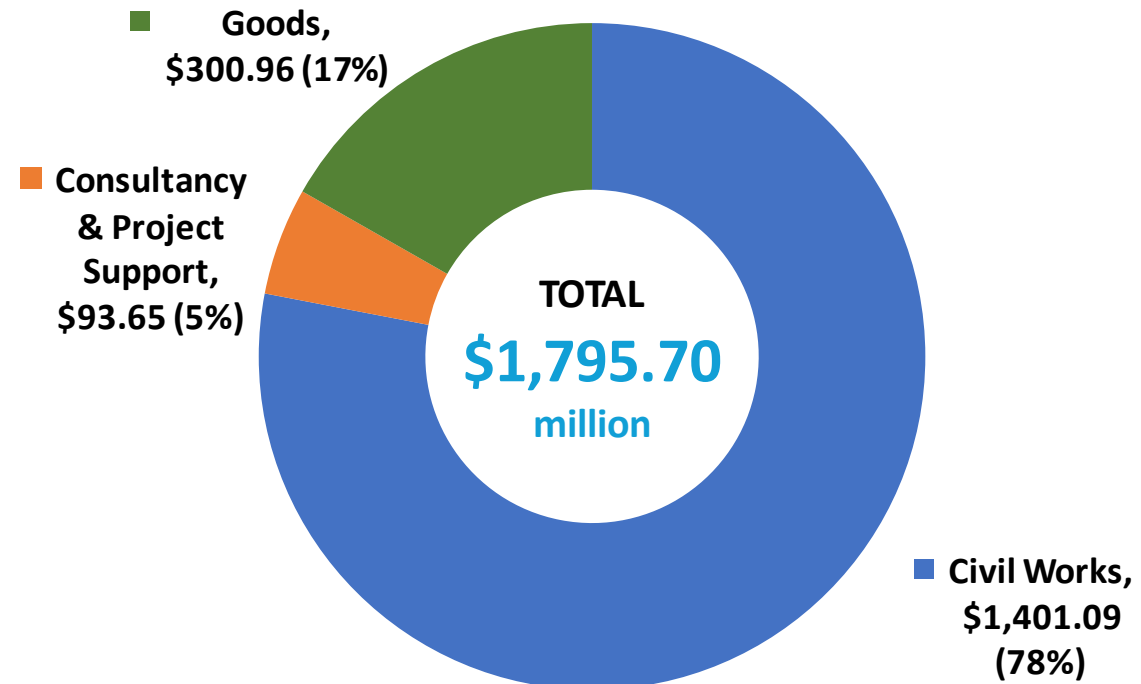


Consulting Services (2021) for Knowledge and Support Technical Assistance (KSTA)



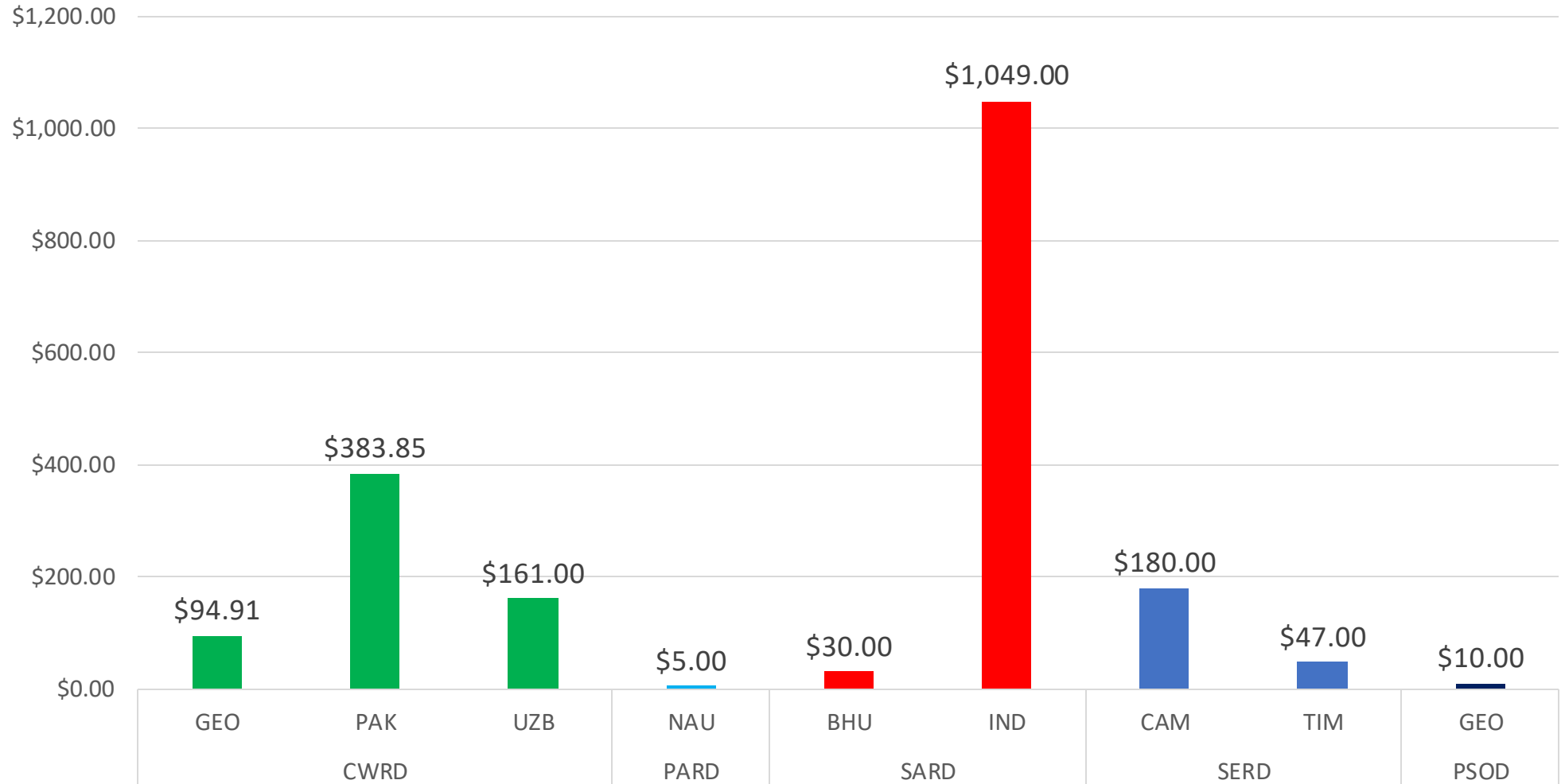
Business Opportunities in DMCs

Contracts for 2020–2021 Committed USG Projects



2021 Urban Sector Group Committed Projects

(in \$ Millions)



2021 Urban Sector Group Committed Projects


Dept.	DMC	Project Title	WUS Amount (\$ million)
CWRD	PAK	Khyber Pakhtunkhwa Cities Improvement Project	377.85
CWRD	PAK	Khyber Pakhtunkhwa Cities Improvement Projects - Second Project Readiness Financing	6.00
CWRD	GEO	Livable Cities Investment Project (LCIP) for Balanced Development	94.91
CWRD	UZB	Tashkent Province Sewerage Improvement Project	161.00
PARD	NAU	Preparing the Nauru Sustainable Urban Development Project	5.00
SARD	IND	Agartala City Urban Development Project	61.00
SARD	IND	Integrated Urban Flood Management for the Chennai-Kosasthalaiyar Basin Project	251.00
SARD	IND	Jharkhand Urban Water Supply Improvement Project	112.00
SARD	IND	Inclusive, Resilient, and Sustainable Housing for Urban Poor Sector Project in Tamil Nadu	150.00
SARD	IND	Uttarakhand Integrated and Resilient Urban Development Project	125.00
SARD	IND	Sustainable Urban Development and Service Delivery Program (Subprogram 1)	350.00
SARD	BHU	Green and Resilient Affordable Housing Sector Project	30.00
SERD	TIM	Water Supply and Sanitation Investment Project	47.00
SERD	CAM	Livable Cities Investment Project	180.00
PSOD	GEO	M Square Affordable Housing Project	10.00
Total			1,960.76



In Summary

- Region needs huge investments in the Urban Sector
- ADB's Strategy 2030, Livable Cities Operational Priority Plan reiterate importance of Cities
- ADB's Urban Sector Portfolio is increasing at a fast pace
- Opportunities in ADB's Urban Sector: Working together
- COVID-19 can be turned from a crisis into an opportunity to reduce inequalities of access, make cities safe, healthy, environmentally sustainable, resilient and inclusive in a post-COVID-19 world





THANK YOU!

Manoj Sharma

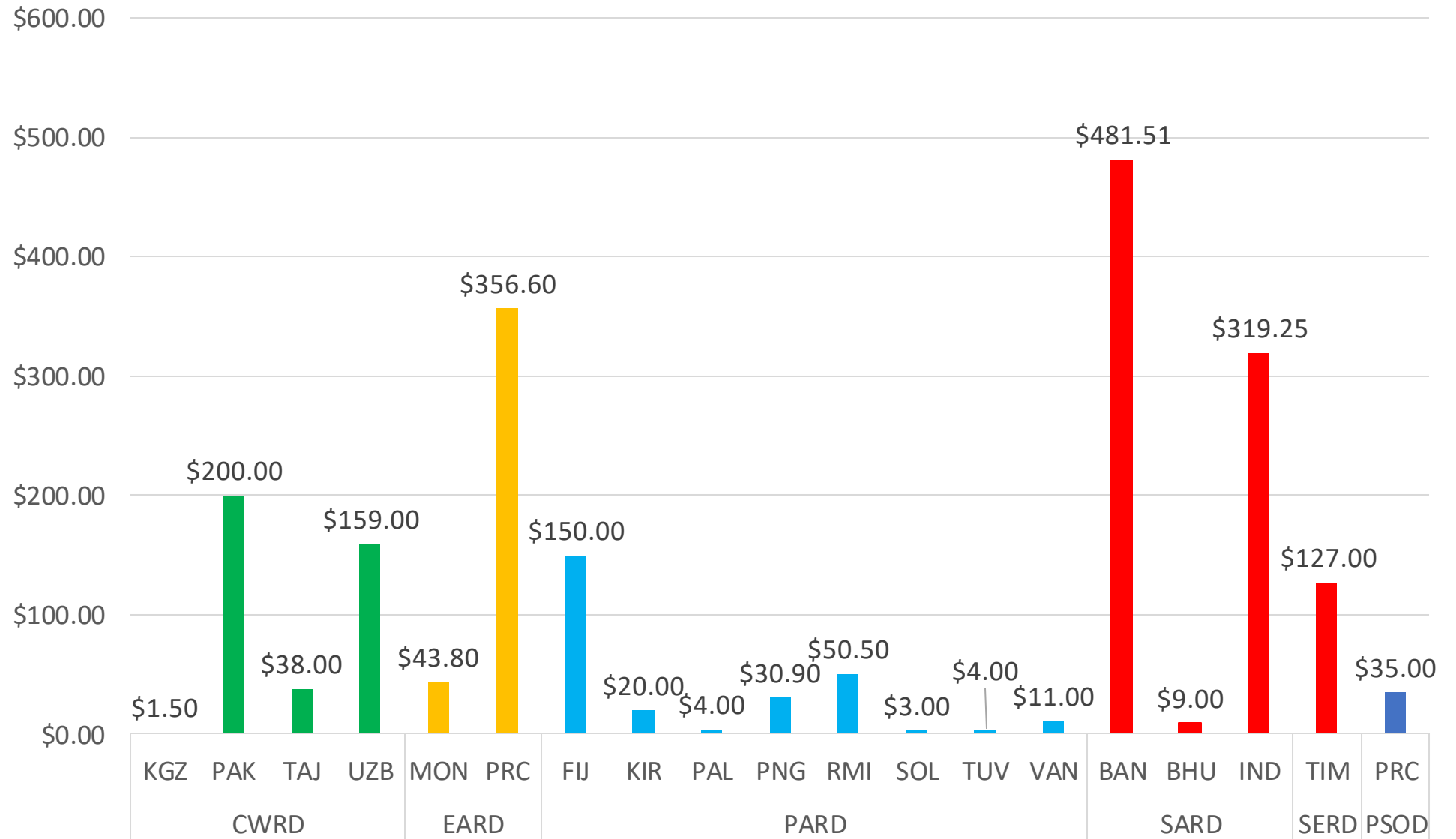
Chief of Urban Sector Group

SDCC

msharma@adb.org

2022 Urban Sector Group Proposed Pipeline as of October 2022

(in \$ Millions)



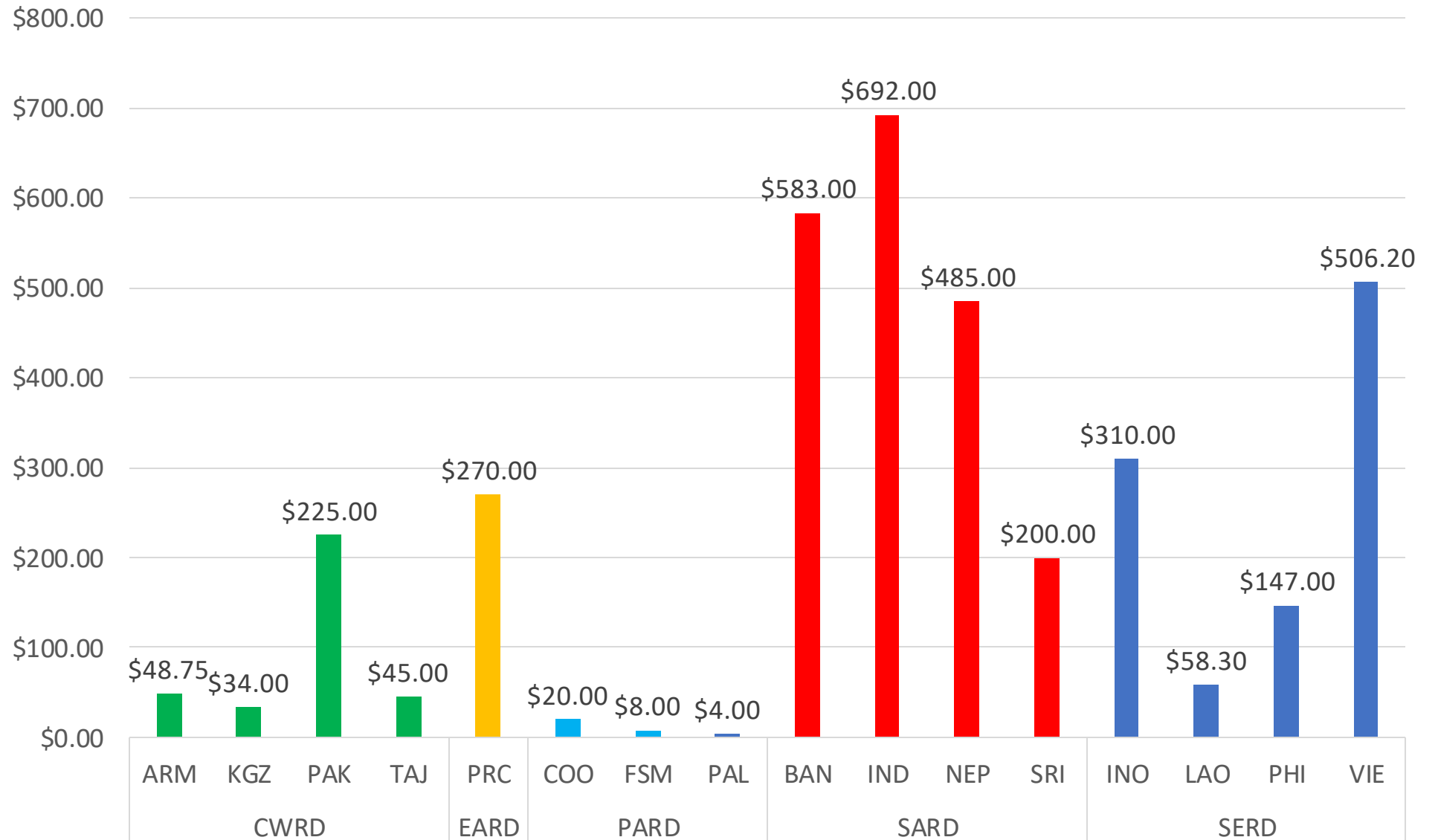
2022 Urban Sector Group Proposed Pipeline

(in \$ Millions)

Dept.	DMC	Project Title	WUS Amount (\$ million)
CWRD	UZB	Integrated Urban Development Project	59.00
CWRD	UZB	Smart Water Management Improvement Project	100.00
CWRD	PAK	Punjab Water Supply and Sanitation Project	200.00
CWRD	TAJ	Additional Financing for Dushanbe Water Supply and Sanitation	38.00
CWRD	KGZ	Project Readiness for the Issyk-Kul Environmental Management and Sustainable Tourism Development	1.50
EARD	PRC	Heilongjiang Green Transformation Demonstration Project and Program	77.33
EARD	PRC	Guangxi Li River Comprehensive Ecological Management and Demonstration Project	101.00
EARD	PRC	Shandong West Jining Water Supply and Drainage Integration Program	46.27
EARD	PRC	Guangxi Wuzhou Healthy and Age-Friendly City Development Program	75.00
EARD	PRC	Fujian Xianyou Mulan River Basin Integrated Ecological Improvement and Environmental Management Project	57.00
EARD	MON	Aimag and Soum Centers Green Regional Development Investment Program (MFF, Tranche 1)	43.00
EARD	MON	Sustainable Tourism Development Project Phase 2	0.80
PARD	FIJ	Nadi Flood Alleviation Project	150.00
PARD	KIR	South Tarawa Water Supply Project Additional Financing	20.00
PARD	PAL	Palau Public Utilities Corporation Reform Program (Subprogram 2)	4.00
PARD	PNG	Urban Water Supply and Sanitation Project	30.90
PARD	TUV	Funafuti Water and Sanitation Project	4.00
PARD	VAN	Luganville Urban Water and Sanitation Project (excludes PRF amount)	11.00
PARD	RMI	Integrated Urban Services Improvement Project	50.50
PARD	SOL	Preparing the Honiara Sustainable Solid Waste Management Project (PRF)	3.00
SARD	BAN	Coastal Towns Climate Resilience Project	180.70
SARD	BAN	Chattogram Hill Tracts Inclusive and Resilient Urban Water Supply and Sanitation Project	130.00
SARD	IND	Visakhapatnam–Chennai Industrial Corridor Development Program - Tranche 2	76.50
SARD	BAN	Emergency Assistance Project Additional Financing	30.81
SARD	BAN	Dhaka Environmentally Sustainable Water Supply Project-Additional Financing	140.00
SARD	IND	Tamil Nadu Urban Flagship Investment Program - Tranche 3	125.00
SARD	IND	Ahmedabad Peri-urban Livability Improvement Project	116.75
SARD	IND	Nagaland Urban Infrastructure Development Project	1.00
SARD	BHU	Water Flagship Support Project	9.00
SERD	TIM	Dili West Water Supply Project	127.00
PSOD	PRC	China Cube Water Limited (Asia Cube Wastewater Treatment Upgrade)	35.00
Total			2,044.06

2023 Urban Sector Group Proposed Pipeline as of October 2022

(in \$ Millions)



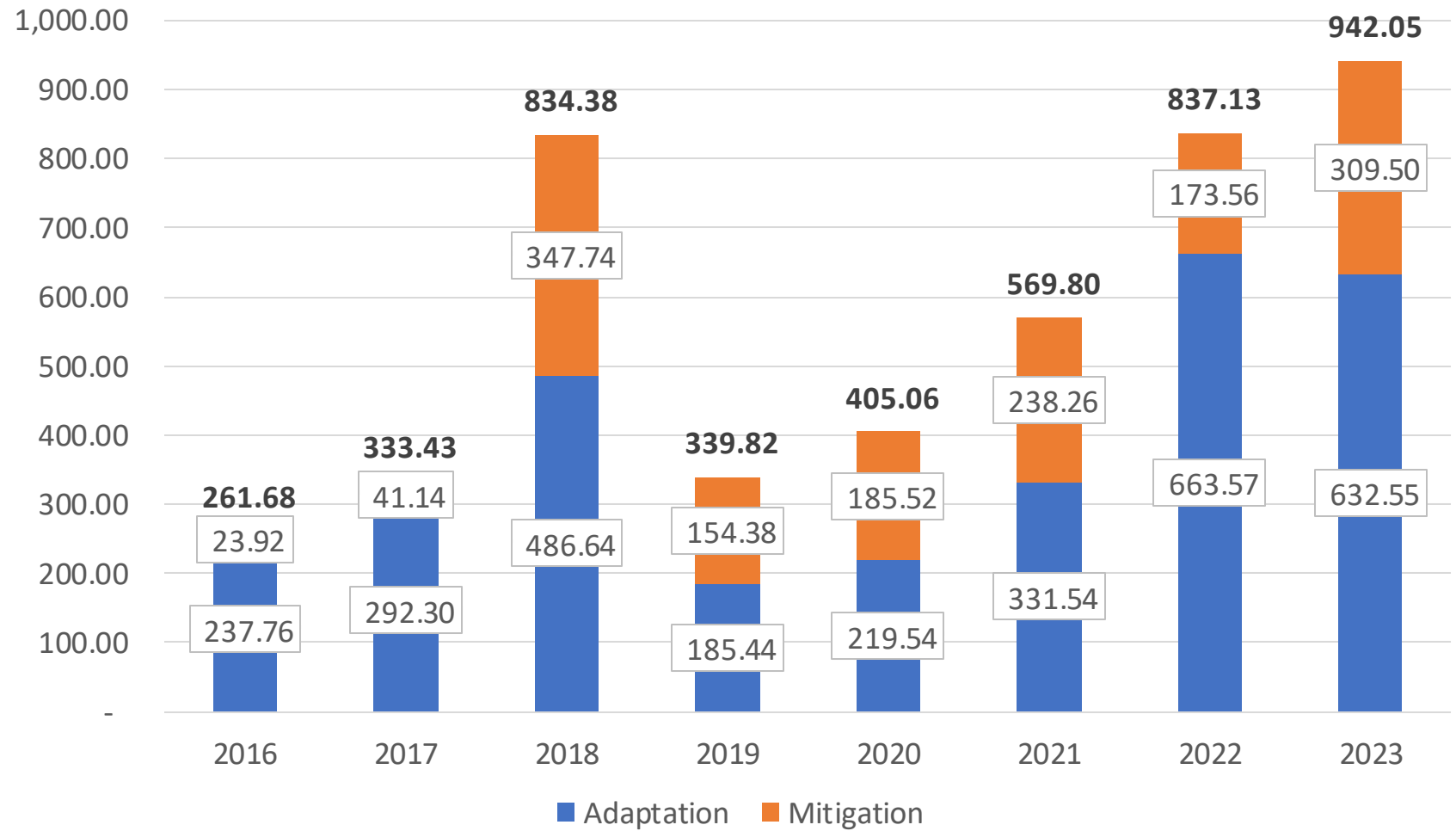
2023 Urban Sector Group Proposed Pipeline as of October 2022

(in \$ Millions)

Dept.	DMC	Project Title	WUS Amount (\$ million)
CWRD	ARM	Green Urban Development Investment Project	48.75
CWRD	KGZ	Issyk-Kul Environmental Management and Sustainable Tourism Development Project	34.00
CWRD	PAK	Preparing Urban Development Projects for Punjab and Federal –(PRF)	15.00
CWRD	TAJ	Tourism Development Multisector Project	45.00
CWRD	PAK	Developing Resilient Environments and Advancing Municipal Solid Waste Management Services in Punjab Project	210.00
EARD	PRC	Shanxi Changzhi Low-Carbon Climate-Resilient Circular Economy Transformation Project	130.00
EARD	PRC	Yangtze River Economic Belt Jiangxi Ecological Civilization and Circular Economy Program	80.00
EARD	PRC	Shanxi Low-carbon and Inclusive Rural Development Project	10.00
EARD	PRC	Anhui Chao Lake Comprehensive Ecological Watershed Protection and Green Development Project	50.00
PARD	COO	Muri Sanitation Project	20.00
PARD	FSM	Chuuk Water Supply and Sanitation Project Additional Financing	5.00
PARD	FSM	Climate Resilient Energy and Water Project	3.00
PARD	PAL	Koror-Airai Sanitation Project – Additional Financing	4.00
SARD	BAN	Narayanganj Green and Resilient Urban Development Project	143.00
SARD	BAN	Dhaka Sewerage System Development Project	300.00
SARD	BAN	Improving Urban Governance and Infrastructure Program	140.00
SARD	IND	Support to Swachh Bharat Mission 2.0 - Strengthening Solid Waste Management in Indian Cities	200.00
SARD	IND	Compressed Biogas Development Project under Sustainable Alternative Towards Affordable Transportation	50.00
SARD	IND	Comprehensive Tourism Development Plan for Mizoram	2.00
SARD	IND	Rajasthan Secondary Towns Development Sector Project-additional financing	200.00
SARD	IND	Uttarakhand Integrated Urban Development Project - Additional Financing	75.00
SARD	IND	Jamrani Drinking Water Multipurpose Project	40.00
SARD	IND	Kerala Urban Water Services Improvement Project	125.00
SARD	NEP	Integrated Water Supply and Sewerage Management Project	200.00
SARD	NEP	Urban Resilience and Livability Improvement Project	100.00
SARD	NEP	Second Kathmandu Valley Water Supply Improvement Project	185.00
SARD	SRI	Climate Resilient and Sustainable Water Supply Improvement Project	200.00
SERD	INO	Citywide Inclusive Sanitation Project	310.00
SERD	LAO	Water Supply Sector Project	58.30
SERD	PHI	Baguio Resilient City Tourism Project	58.18
SERD	PHI	Sustainable Tourism Development Project	88.82
SERD	VIE	Climate Adaptive Integrated Flood Risk Management Project	100.00
SERD	VIE	Lao Cai Sustainable Urban and Infrastructure Development Project	38.50
SERD	VIE	Ho Chi Minh City Climate Resilient Urban Services Project	287.70
SERD	VIE	Secondary Cities Environment Improvement Project	80.00
Total			3,636.25



USG Climate Finance (2016-2023)



USG Climate Finance (2016-2023)

	2016	2017	2018	2019	2020	2021	2022	2023
CWRD	1.48	71.8	41.66	43.64	20.07	172.87	147.51	133.50
EARD	6.30	16.38	419.61	52.98	131.95	-	140.39	86.00
PARD	2.80	2.20	0.31	14.78	14.71	-	73.07	5.50
SARD	245.99	224.68	303.54	166.36	161.28	347.16	422.37	587.57
SERD	5.11	9.40	62.13	25.75	8.50	39.77	39.79	129.48
PSOD	-	1.25	-	30.37	66.09	10.00	14.00	-
Total CF	261.68	333.43	834.38	339.82	405.06	569.8	837.13	942.05
Total adaptation	237.76	292.3	486.64	185.44	219.54	331.54	663.57	632.55
Total USG Commitments	1,678.28	1,593.74	2,219.74	1,245.44	1,862.04	1,960.76	2,044.06	3,636.25
CF as % of Total Commitments	16%	21%	38%	27%	22%	29%	41%	26%
Adaptation as % of CF	91%	88%	58%	55%	54%	58%	79%	67%