



ADB Portfolio and Opportunities in Bangladesh

The views expressed in this presentation are the views of the author/s and do not necessarily reflect the views or policies of the Asian Development Bank, or its Board of Governors, or the governments they represent. ADB does not guarantee the accuracy of the data included in this presentation and accepts no responsibility for any consequence of their use. The countries listed in this presentation do not imply any view on ADB's part as to sovereignty or independent status or necessarily conform to ADB's terminology.



Asian Development Bank



- *Established in 1966*
- *Headquarters in Manila*
- *68 members; 49 in the region – 31 field offices*
- *40 borrowing members*
- *Over 3,000 employees from 60 nationalities*

7 Operational Priorities



Addressing remaining poverty and reducing inequalities



Making cities more livable



Promoting rural development and food security



Accelerating progress in gender equality



Strengthening governance and institutional capacity



Tackling climate change, building climate and disaster resilience, and enhancing environmental sustainability



Fostering regional cooperation and integration

Other key priorities



Catalyzing and mobilizing financial resources for development



Expanding private sector operations



Strengthening knowledge services





ADB Operations in 2018

(in \$ billion)

Sovereign Operations: **\$86.7 billion**

Non sovereign Operations: **\$12.4 billion**

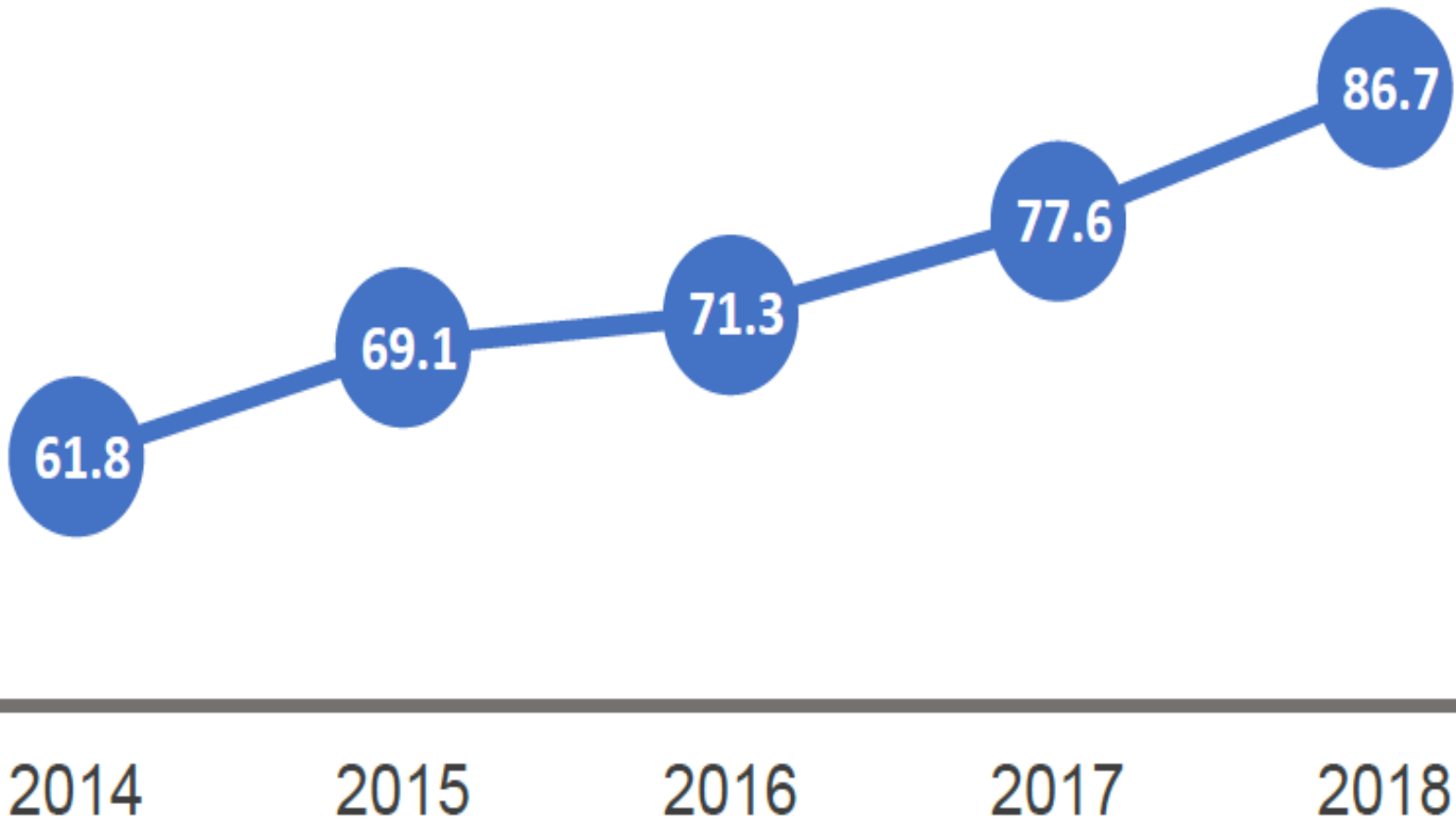
Technical Assistance: **\$1.5 billion**





Growing ADB Sovereign Operations

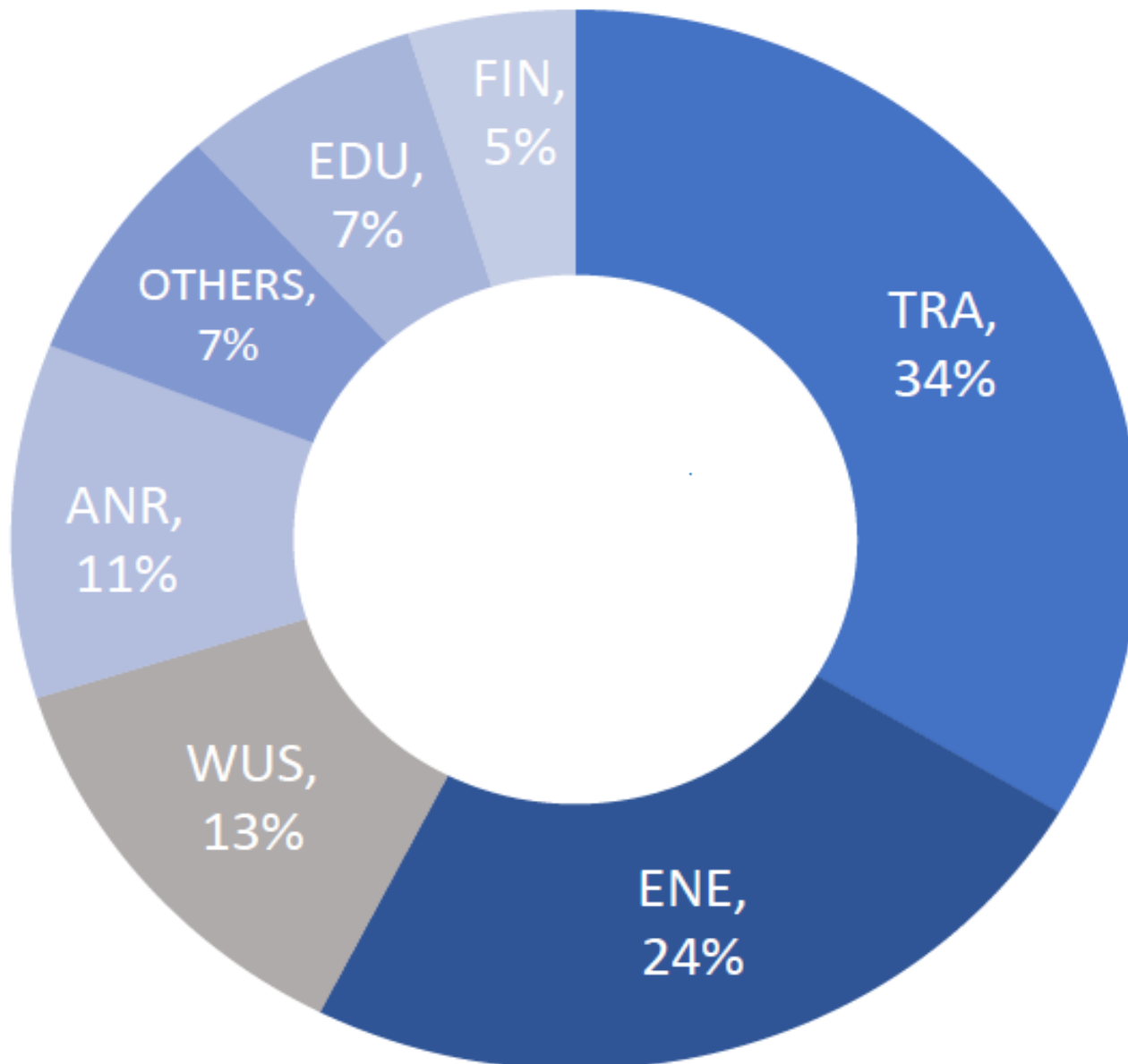
(in \$ billion)





ADB Sovereign Operations

Active Portfolio by Sectors (2018)



Bangladesh

- *Bangladesh became ADB member in 1973*
- *Bangladesh Resident Mission established in 1982*
- *first field office of ADB*

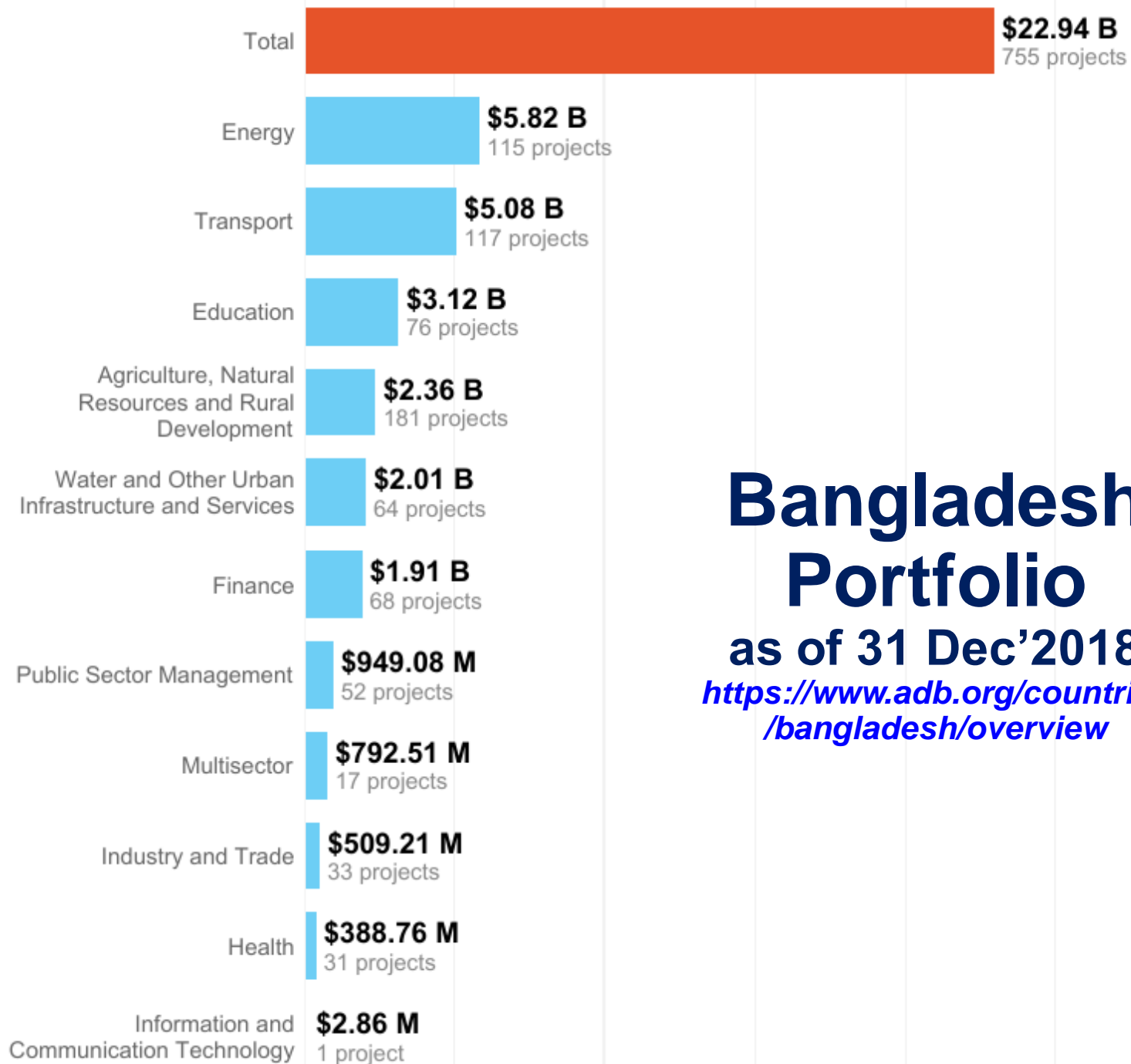


Since 1973, ADB committed:

- **\$27.7 billion for 328 loans,**
- **\$298.3 million for 507 TAs,**
- **\$958.1 million for 54 grants.**

The country is a major recipient of ADB concessional resources.

ADB



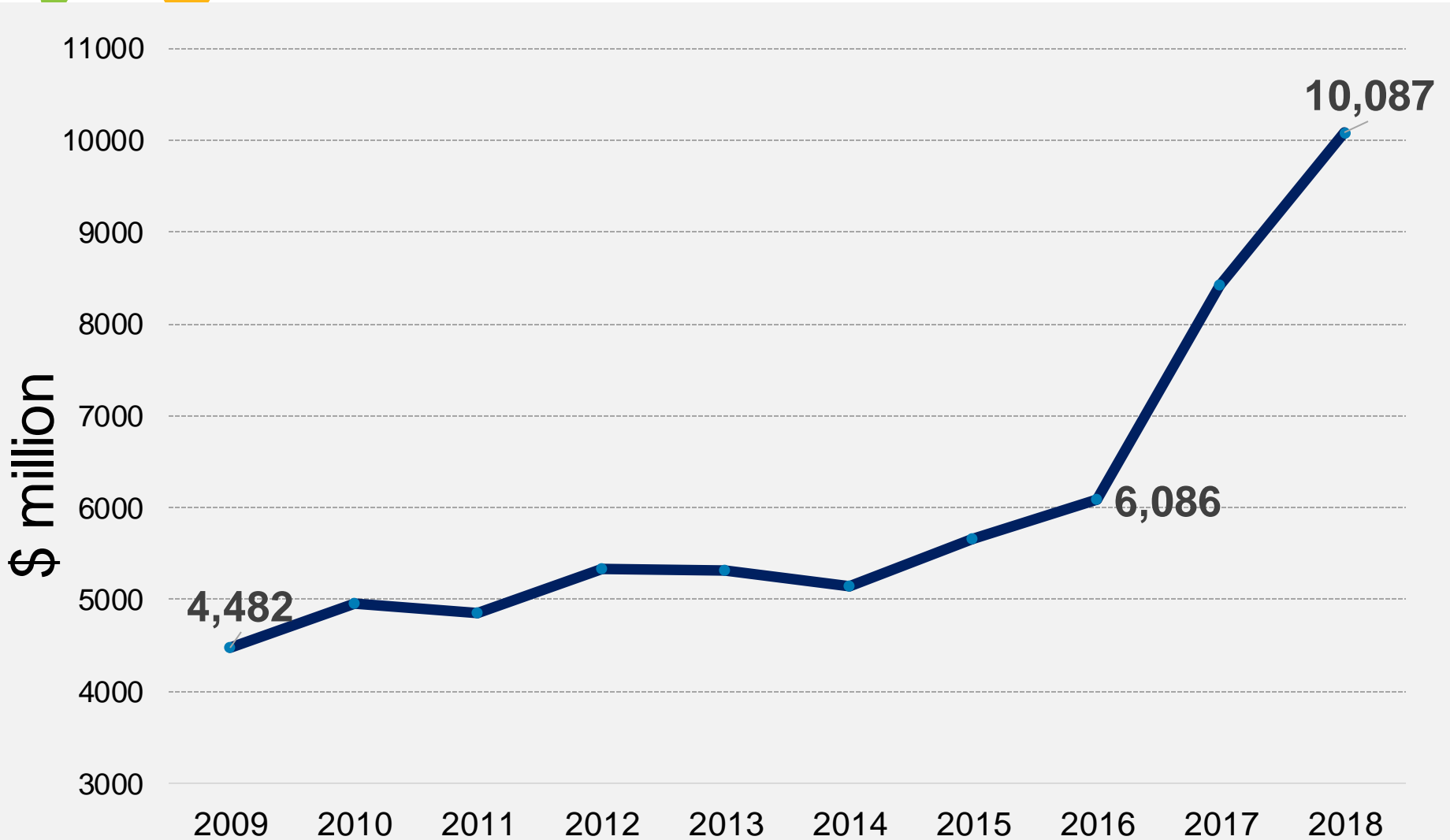
Bangladesh Portfolio

as of 31 Dec'2018

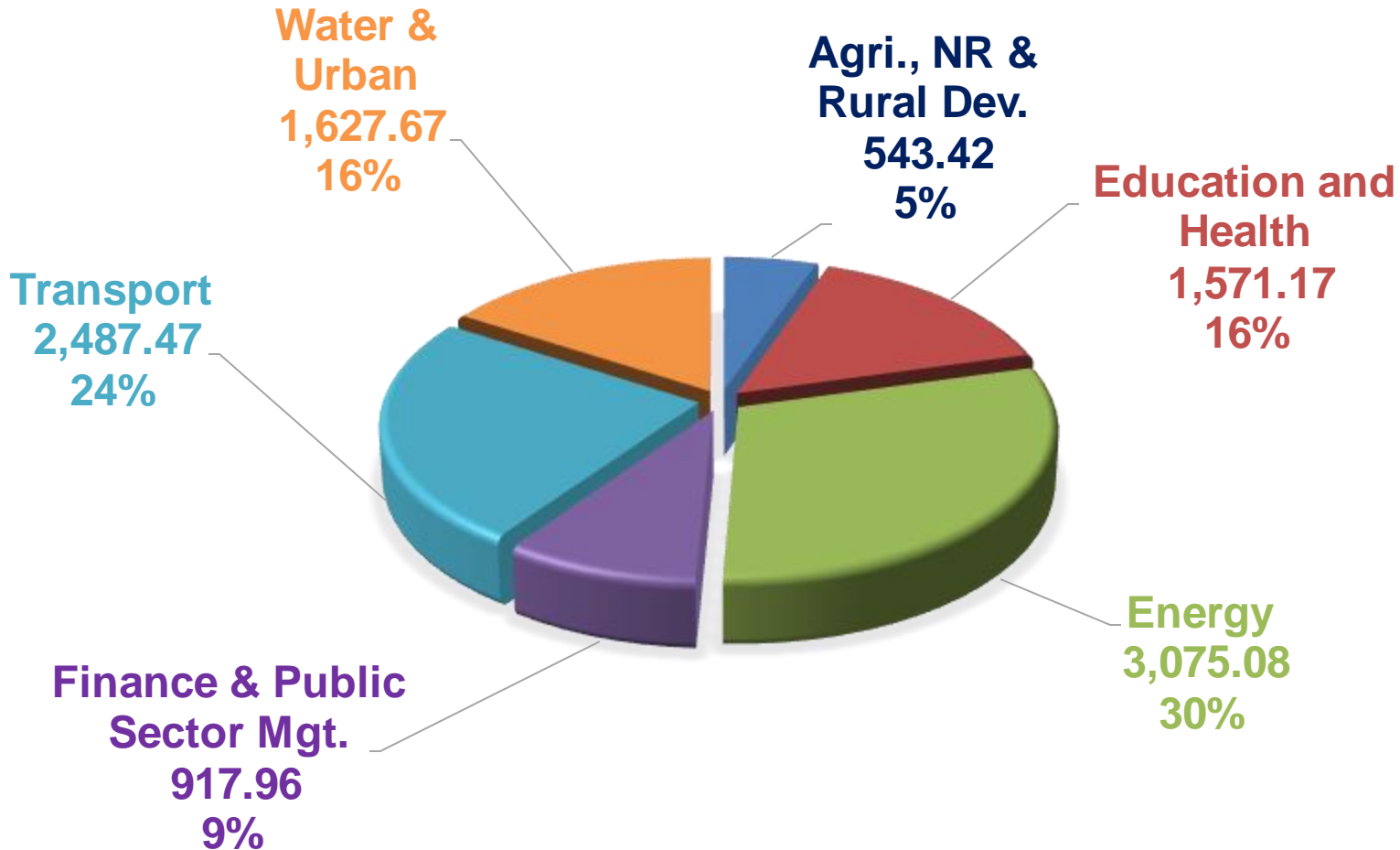
<https://www.adb.org/countries/bangladesh/overview>



Growth of ADB Portfolio in Bangladesh (2009-2018)

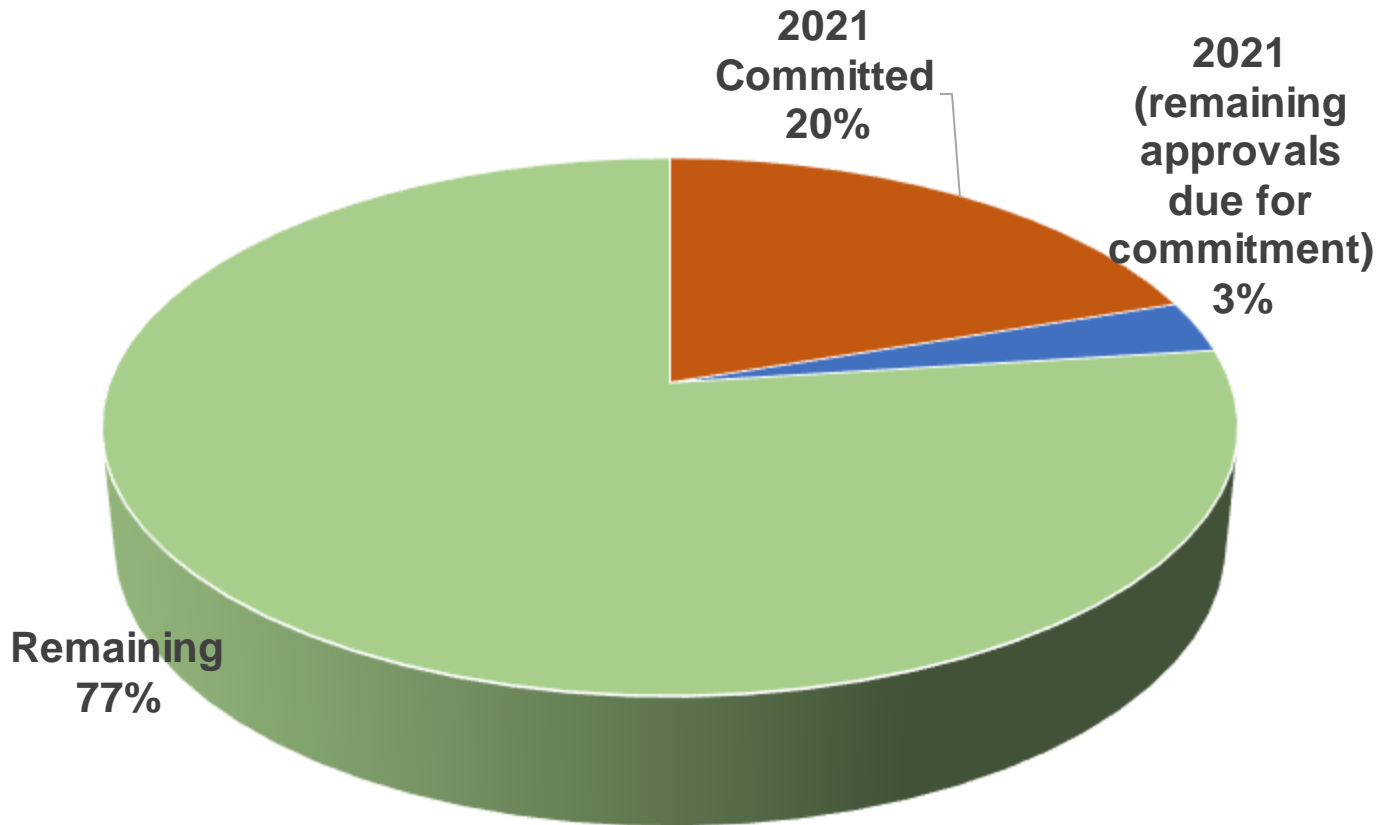


Current Portfolio: About \$10.22 billion
51 Projects with 93 Loans and Grants
(as of 31 October 2019)



Indicative Resource Envelope

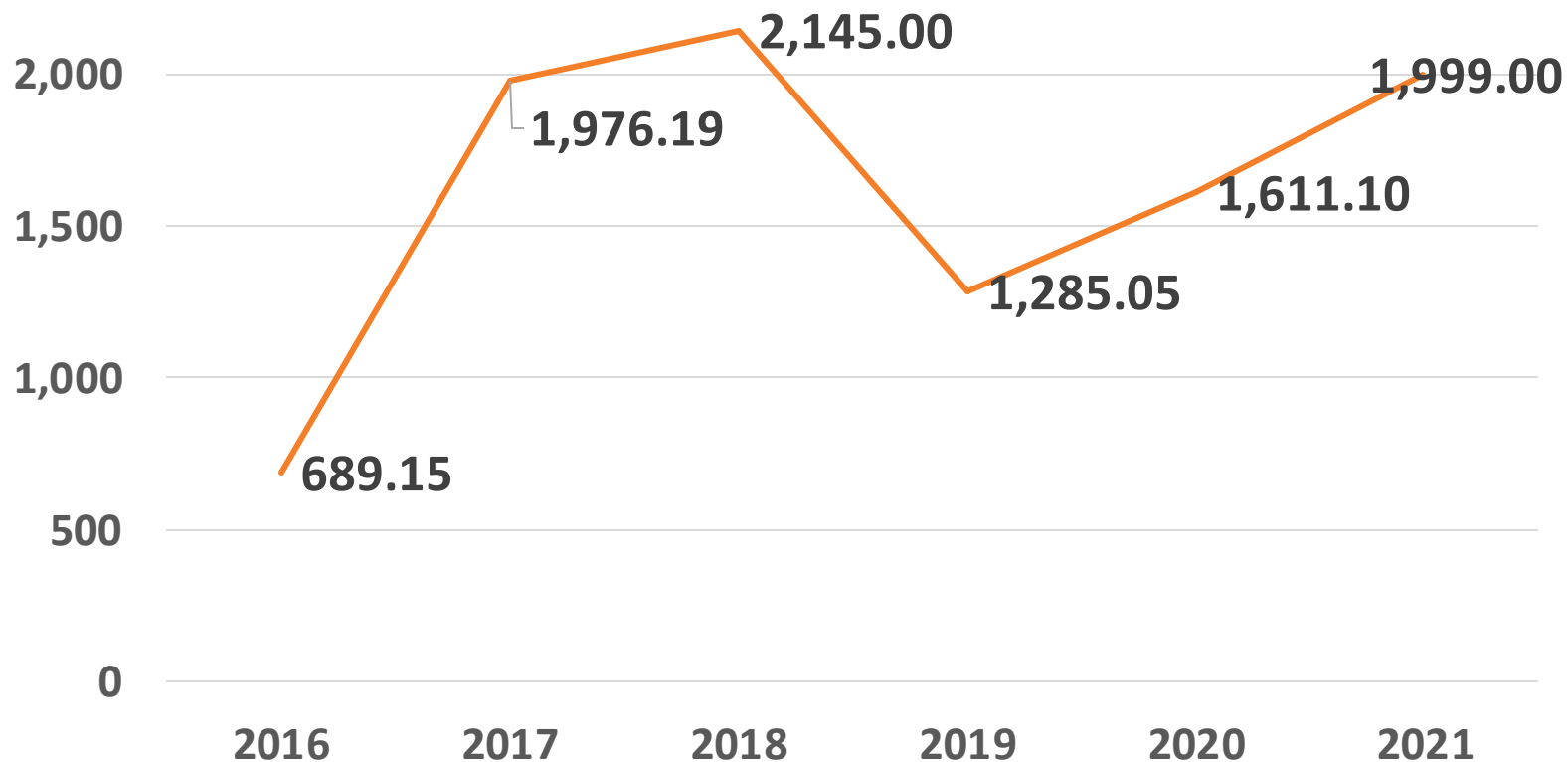
2022-2024: About \$8 billion planned pipeline



- 2021-2025: \$10-\$12 billion planned in CPS
- 2021: \$1.99 billion committed as of 9 December 2021

ADB Commitment: Sovereign operations

\$ million
2,500





Business Opportunities

Ongoing and Upcoming Procurement
2020 - 2022



Ongoing Procurement: 2020

S. N.	Sector/EA/Loan/Grant: Package Number and Name	Estimated Price (\$, M)	Remarks
	Agriculture, Natural Resources and Rural Development (ANR) Sector		
1	Local Government Engineering Department (LGED): Loan 3731/3732-BAN Rural Connectivity Improvement Project (RCIP) - 27 Packages Invitation for Bids (IFB) published through e-Tendering (e-GP): \$58.99m , and - 6 Packages Bidding Documents being prepared for e-Tendering (e-GP): \$19.37m.	78.36	Total 33 Packages through e-GP.



Ongoing Procurement: 2020 (contd..)

S. N.	Sector/EA/Loan/Grant: Package Number and Name	Estimated Price (\$, M)	Remarks
	Urban and Water Sector		
1	Dhaka Water Supply & Sewerage Authority (DWASA): Loan 3051-BAN: Dhaka Environmentally Sustainable Water Supply Project, Package 3.2: Feeder Line (46 km) - under new loan	35.00	Bidding documents being prepared.
2	Khulna Water Supply & Sewerage Authority (KWASA): Khulna Sewerage System Improvement Project (Pipeline project): KWASA/STP-1(W-1): Construction of 2-Sewage Treatment Plant	53.53	Bidding documents being prepared.

Ongoing Procurement: 2020 (contd..)

S. N.	Sector/EA/Loan/Grant: Package Number and Name	Estimated Price (\$, M)	Remarks
	Urban and Water Sector		
3	KWASA: Khulna Sewerage System Improvement Project (Pipeline project): KWASA/SN-1: Construction of Sewage Network (Group 1), Gravity Mains and 2-Sewage Pumping Stations	54.76	Bidding documents being prepared.
4	KWASA: Khulna Sewerage System Improvement Project (Pipeline project): KWASA/SN-2: Construction of Sewage Network (Group 2), Gravity Mains and 2-Sewage Pumping Stations	82.15	Bidding documents being prepared.
5	Local Government Engineering Department (LGED): City Region Development Project-II (Pipeline Project): Rupganj/W-01: Road Construction	10.69	Bidding documents being prepared.



Ongoing Procurement: 2020 (contd..)

S. N.	Sector/EA/Loan/Grant: Package Number and Name	Estimated Price (\$, M)	Remarks
Transport Sector			
1	Roads and Highways Department (RHD): Loan 3592/93: SASEC-DNCRP, Phase 2-Tranche 1: Procurement of Civil Works- Improvement of Hatikamrul Interchange, ICB, 1S2E, ADB finance excludes maintenance	32.00	Bidding documents being prepared.
2	Roads and Highways Department (RHD): Loan 3592/93: SASEC-DNCRP, Phase 2-Tranche 1: Procurement of Civil Works- Establishment of Road Operations Unit, ICB, 1S2E, ADB finance excludes maintenance	17.00	Bidding documents being prepared.



2022-2024 Program





Energy

- Transmission and distribution
- Renewable energy (e.g., solar)
- Rural electrification
- Regional power trade
- Energy efficiency

Indicative Pipeline: Energy

Year	Sector/ Project Name	Amount (\$M)
2022	Dhaka Power System Expansion and Strengthening Project	170.0
2022	Solar Land-based PV Projects	150.0
2022	Southwest Power Transmission Grid Expansion Project for Rural Electrification	200.0
2022	Power Transmission System Expansion Project- <i>Standby</i>	250.0
2022	Efficiency Improvement Project (Prepaid meters)- <i>Standby</i>	200.0
	Pipeline Total in 2022 (excluding 2 standby projects)	520.0
2023	Power Transmission System Expansion Project (<i>from Standby</i>)	250.0
2023	Efficiency Improvement Project (Prepaid meters) (<i>from Standby</i>)	200.0
2023	Northern Region Power Distribution System Strengthening Project- <i>Standby</i>	150.0
2023	Rural Electrification Program- <i>Standby</i>	200.0
	Pipeline Total in 2023 (excluding 2 standby projects)	450.0

Indicative Pipeline: Energy (contd.)

Year	Sector/ Project Name	Amount (\$M)
2024	Rural Electrification Program <i>(from Standby)</i>	200.0
2024	Regional Interconnection Project - <i>Standby</i>	200.0
2024	Renewable Energy Development and Efficiency Improvement Project - <i>Standby</i>	150.0
2024	Wind Power Generation Project - <i>Standby</i>	50.0
	Pipeline Total in 2024 (excluding 3 standby project)	200.0
	Energy Total (firm projects)	1,170



Transport

- Transport capacity expansion (railways, roads, ports)
- Regional connectivity (corridor development, capacity expansion and rehabilitation)
- Urban transport

Indicative Pipeline: Transport

Year	Sector/ Project Name	Amount (\$M)
2022	SASEC Integrated Trade Facilitation Project	100.0
2022	SASEC Chattogram Port Access Road Improvement Project	150.0
2022	Greater Dhaka Sustainable Urban Transport Project - Additional Financing	100.0
2022	SASEC Tongi-Akhaura Dual Gauge Project Phase 1 – <i>standby</i>	200.0
2022	SASEC Dhaka-Northwest Corridor Road Project Phase 2 (tranche 3) – <i>standby</i>	300.0
	Pipeline Total in 2022 (excluding 2 standby projects)	350.0
2023	SASEC Laksam-Chattogram Dual Gauge project	300.0
2023	SASEC Dhaka-Sylhet Corridor Road Investment Project (tranche 2)	500.0
2023	Development of Dhirasram Inland Container Depot Project – <i>Standby</i>	100.0
2023	SASEC Dhaka-Northwest Corridor Road Project Phase 3 (tranche 1) – <i>Standby</i>	400.0

Indicative Pipeline: Transport (contd..)

Year	Sector/ Project Name	Amount (\$M)
2023	SASEC Chittagong-Cox's Bazar Railway Project Phase 1 (tranche 3) - <i>Standby</i>	500.0
Pipeline Total in 2023 (excluding 3 Standby projects)		800.0
2024	MFF Dhaka Mass Rapid Transit Development Project (Line 5, Southern Route) (tranche 1)	300.0
2024	Road Safety Improvement Program (RBL)	100.0
2024	Development of Dhirasram Inland Container Depot Project (<i>from Standby</i>)	100.0
2024	SASEC Dhaka-Northwest Corridor Road Project Phase 3 (tranche 1) (<i>from Standby</i>)	400.0
2024	SASEC Railway Connectivity Dhaka-Cumilla Chord-line Project (tranche 1) – <i>Standby</i>	300.0
2024	SASEC South Corridor Improvement Project (Daulatdia–Faridpur–Barishal) (Phase 1) (tranche 1) - <i>Standby</i>	400.0



Indicative Pipeline: Transport (contd..)

Year	Sector/ Project Name	Amount (\$M)
2024	SASEC Dhaka-Chattogram PPP Highway Project (tranche 1) - <i>Standby</i>	400.0
2024	SASEC Dhaka Northwest Corridor Road Project Phase 2 (tranche 4) - <i>Standby</i>	200.0
2024	SASEC Inland Waterways Project - <i>Standby</i>	200.0
	Pipeline Total in 2024 (excluding 5 standby projects)	900.0
	Transport Total (firm projects)	2,050.0



Water and Urban Infrastructure and Services

- Municipal services (water, sanitation)
- Urban governance
- Climate resilient infrastructure



Indicative Pipeline: Water and Urban

Year	Sector/ Project Name	Amount (\$M)
2022	Second Coastal Towns Environmental Infrastructure Improvement Project	250.0
2022	Secondary Towns Water Supply and Sanitation Project	150.0
2022	Integrated Urban Development Project (RBL) - <i>Standby</i>	300.0
	Pipeline Total in 2022 (excluding 1 standby project)	400.0
2023	Integrated Urban Development Project (RBL) (<i>from Standby</i>)	300.0
2023	Narayanganj Urban Development Project	80.0
2023	Dhaka Sewerage System Development Project	300.0
2023	Emergency Assistance Project Phase 2 Part 2	58.6
2023	Khulna Water Supply Project (Phase-2) – <i>Standby</i>	90.0
2023	Third City Region Development Project – <i>Standby</i>	150.0
	Pipeline Total in 2023 (excluding 2 standby projects)	738.6

Indicative Pipeline: Water and Urban (contd.)

Year	Sector/ Project Name	Amount (\$M)
2024	Khulna Water Supply Project (Phase-2) <i>(from Standby)</i>	90.0
2024	Coastal Towns Water Supply Project	150.0
2024	Dhaka Integrated Water Supply Project - <i>Standby</i>	120.0
2024	Urban Sector Reform Program PBL - <i>Standby</i>	200.0
	Pipeline Total in 2024 (excluding 2 standby projects)	240.0
	Water & Urban Total (firm projects)	1,378.6



Education & Health

- Higher education
- Skills development
- Health care
- Social protection



Indicative Pipeline: Education & Health

Year	Sector/ Project Name	Amount (\$M)
2022	Advanced Skills for Boosting Employment Project - Phase 1 (RBL)	300.0
2022	Strengthening Social Resilience Program, Subprogram 2 (PBL)	250.0
2022	Support for Health Care Improvement Project - <i>Standby</i>	500.0
2022	Strengthening Agricultural Tertiary Education Project - <i>Standby</i>	150.0
	Pipeline Total in 2022 (excluding 1 standby project)	550.0
2023	Support for Health Care Improvement Project (<i>from standby</i>)	500.0
2023	Digital University Development Project - <i>Standby</i>	200.0
	Pipeline Total in 2023 (excluding 1 standby project)	500.0

Indicative Pipeline: Education & Health (contd.)

Year	Sector/ Project Name	Amount (\$M)
2024	Second Strengthening Social Resilience Program PBL	300.0
2024	Supporting Education for Children with Special Needs - <i>Standby</i>	100.0
2024	NextGen Primary and Secondary Education Program - <i>Standby</i>	200.0
2024	TVET Teachers for the Future (previously "Technical Education Modernization Project") - <i>Standby</i>	100.0
2024	Second Skills for Employment Project Phase 2 (RBL) – <i>Standby</i>	200.0
2024	Digital University Development Project – <i>Standby</i> – <i>Standby</i>	200.0
	Pipeline Total in 2024 (excluding 5 standby projects)	300.0
	Education Total (firm projects)	1,350.0





Agriculture, Natural Resources and Rural Development

- Water resource management
- Rural road update and maintenance
- Flood and riverbank strengthening and protection
- Irrigation management
- Agriculture commercialization and value chain development

Indicative Pipeline: Agriculture, Natural Resources and Rural Development

Year	Sector/ Project Name	Amount (\$M)
2022	Climate and Disaster Resilient Small-Scale Water Resource Management Project	100.0
2022	Climate-Resilient Livelihood Improvement and Watershed Management in Chattogram Hill Tracts Project	100.0
2022	Southwest Area Integrated Water Resources Planning and Management Project – Additional Financing	71.0
2022	Crop Commercialization and Productivity Improvement Project- <i>Standby</i>	50.0
	Pipeline Total in 2022 (excluding 1 standby project)	271.0
2023	Crop Commercialization and Productivity Improvement Project (<i>from Standby</i>)	50.0
2023	Rural Connectivity Improvement Project – RBL	200.0
2023	Ganges–Kobadak Irrigation Project – <i>Standby</i>	180.0



Indicative Pipeline: Agriculture, Natural Resources and Rural Development

Year	Sector/ Project Name	Amount (\$M)
2023	Flood and Riverbank Management (SDP) including Aricha to Chauhali - <i>Standby</i>	250.0
	Pipeline Total in 2023 (excluding 2 standby projects)	250.0
2024	Ganges–Kobadak Irrigation Project (<i>from Standby</i>)	180.0
2024	Flood and Riverbank Management (SDP) including Aricha to Chauhali (<i>from Standby</i>)	250.0
2024	Climate and Disaster Resilience in Southwest Coastal Region	70.0
2024	Integrated Water Resources and Flood Management Sector Project – <i>Standby</i>	300.0
	Pipeline Total in 2024 (excluding 1 standby project)	500.0
	Agriculture, Natural Resources and Rural Development Total (firm projects)	1,021.0



Finance and Public Sector Management

- Public private partnership support
- SMEs development
- Public financial management
- Banking sector strengthening

Indicative Pipeline: Finance and Public Sector Management

Year	Sector/ Project Name	Amount (\$M)
2022	Small and Medium-Sized Enterprises Development Facility -Additional Financing	200.0
2022	Strengthening of the Banking Sector Program-Subprogram 1 (PBL)	100.0
2022	Startup Venture Capital Fund - <i>Standby</i>	50.0
2022	Sustainable Economic Recovery Program (Sub program 2) - <i>Standby</i>	250.0
2022	Scaling Up Energy Efficiency Project - <i>Standby</i>	150.0
	Pipeline Total in 2022 (excluding 3 standby projects)	300.0
2023	Sustainable Economic Recovery Program (Sub program 2) (<i>from Standby</i>)	250.0
2023	Infrastructure Leasing Company - <i>Standby</i>	50.0
	Pipeline Total in 2023 (excluding 1 standby project)	250.0

Indicative Pipeline: Finance and Public Sector Management

Year	Sector/ Project Name	Amount (\$M)
2024	Economic Zone Development Program (with OPPP support)	150.0
2024	Strengthening of the Banking Sector Program- Subprogram 2 (PBL)	100.0
2024	PFM and Expenditure Management – Standby	200.0
2024	E-mobility Financing Program – Standby	100.0
	Pipeline Total in 2024 (excluding 2 standby projects)	250.0
	Finance and Public Sector Management Total (firm projects)	800.0

ANY
QUESTIONS
?