

The views expressed in this presentation are the views of the author/s and do not necessarily reflect the views or policies of the Asian Development Bank, or its Board of Governors, or the governments they represent. ADB does not guarantee the accuracy of the data included in this presentation and accepts no responsibility for any consequence of their use. The countries listed in this presentation do not imply any view on ADB's part as to sovereignty or independent status or necessarily conform to ADB's terminology.

ADB

Affordable Housing (Urban Sector Group)

20 Oct 2021

Hong Soo Lee
Senior Urban Specialist
Urban Sector Group
Sustainable Development and
Climate Change Department, ADB

BUSINESS
OPPORTUNITIES



Overview of the presentation

- An Urbanizing Asia and the Pacific
- ADB's Strategy 2030, Livable Cities Operational Priority Plan, and the Post-COVID-19 New Normal
- ADB's Urban Sector Portfolio
- Opportunities in ADB's Urban Sector and **Affordable Housing**



An Urbanizing Asia and the Pacific



Urbanization

- From 20% in the 1950s to 48% in 2018, 55% by 2030
- Requires investments of \$1.7 trillion per year



Housing

- 564 million (64%) of the world's slum dwellers



Urban Water Supply and Wastewater Management

- 300 million people with no safe drinking water
- 80% of wastewater discharged without primary treatment
- 1.2 billion people lack access to basic sanitation



Solid Waste Management

- 1.8 billion tons of municipal waste generated per year by 2025



Climate Change and Disaster

- Cities consume about 60% to 80% of total energy supply
- 40% of natural disasters occur in the region.
- Home to 6 of 10 of the world's most vulnerable countries

ADB STRATEGY 2030

ADB's 2030 Vision

*“ADB’s vision is to achieve a **prosperous**, **inclusive**, **resilient**, and **sustainable** Asia and the Pacific, while sustaining its efforts to eradicate extreme poverty.”*

How will ADB add value?



FINANCE

Providing own financing while also mobilizing funds from other sources




KNOWLEDGE

Focusing on practical value that fits local conditions, identify lessons, and replicate good practices



PARTNERSHIPS

Promoting dialogue and collaboration among diverse partners and stakeholders



ADB STRATEGY 2030

OPERATIONAL PRIORITIES

Poverty and Inequality	Gender	Climate, Environment, and DRM
<ul style="list-style-type: none"> Human development and social inclusion Quality jobs Education and training Better health for all Social protection for those in need 	<ul style="list-style-type: none"> Twin-track approach Women's economic empowerment Gender equality in human development Gender equality in decision-making, leadership Reduced time poverty of women Women's resilience to external shocks 	<ul style="list-style-type: none"> Comprehensive approach to building climate and disaster resilience, and environmental sustainability Increased support for inclusive, green, sustainable, and resilient infrastructure Water-food-energy nexus

← Cross-sectoral collaboration →

Livable Cities	Rural Development & Food Security Cities	Governance and Institutional Capacity	Regional Cooperation & Integration
<ul style="list-style-type: none"> Integrated solutions Increased funding for cities Inclusive and participatory urban planning Climate resilience and disaster management 	<ul style="list-style-type: none"> Market connectivity and value chain linkages Agricultural productivity and food security Food safety 	<ul style="list-style-type: none"> Public management reforms Strengthened service delivery Institutional strengthening / capacity building 	<ul style="list-style-type: none"> Enhanced connectivity and competitiveness Regional public goods Cooperation in the financial sector Strengthened subregional initiatives



ADB's Strategy 2030 and The Livable Cities Operational Priority

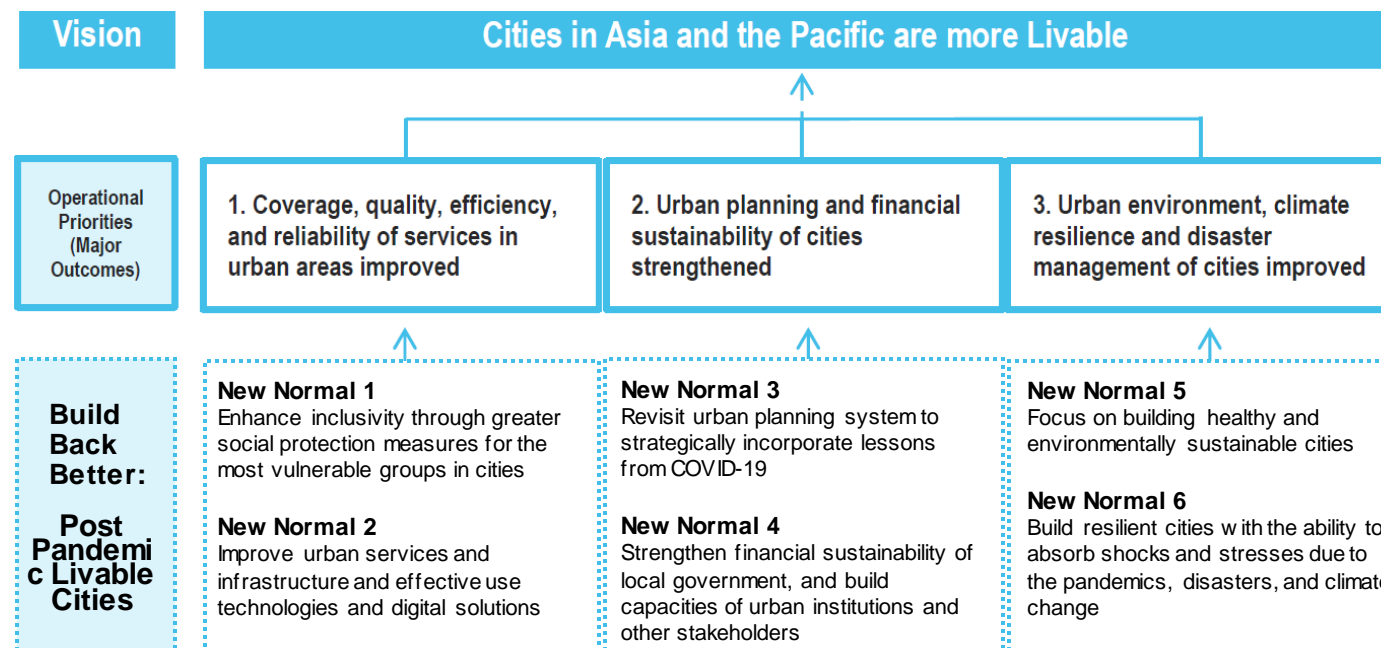


Strategy 2030 identified “**Making Cities More Livable**” as one of its seven operational priorities

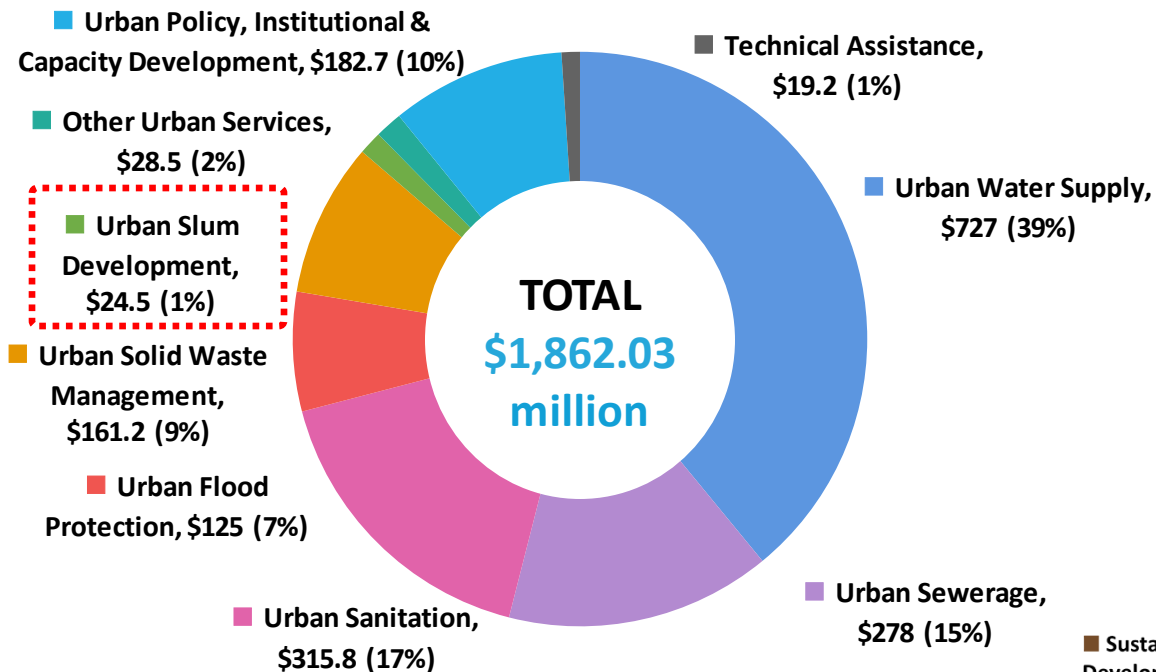
Key Outcomes

- i) Improve access, quality and reliability of services in urban areas
- ii) Strengthen urban planning and financial sustainability of cities
- iii) Improve urban environment, climate-resilience and disaster management of cities

Making Cities More Livable: Post-COVID-19 Short and Medium Actions for the New Normal

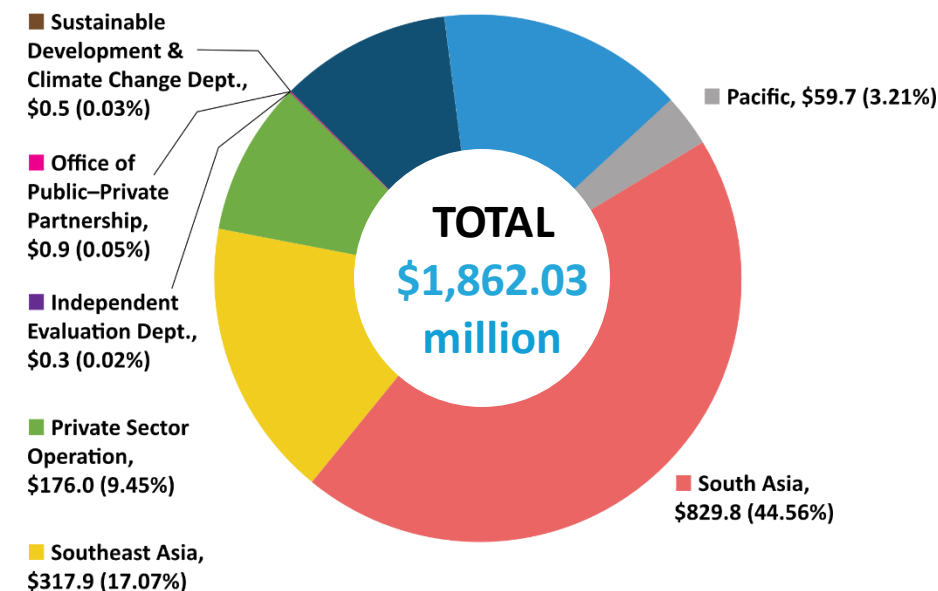


2020 ADB Urban Sector Portfolio



2020 USG Project Commitments by Subsector

2020 USG Project Commitments by Operations Department



Business Opportunities in ADB's Urban Development Sector Projects

Business Opportunities in ADB



- Transactional Technical Assistance (TRTA)
- Knowledge & Support Technical Assistance (KSTA)

Business Opportunities in Client Countries



- Civil Works Contracting
- Supply of Equipment
- Consulting Services for Project Implementation
- Capacity Development

Affordable Housing in Urban Sector Group





The housing challenge

Housing need: ~600M people in Asia Pacific live in informal or inadequate housing (370M in East/South-East Asia + 227M in Central and South Asia)

COVID-19: Fragile relationship between housing and public health outcomes

All else being equal, those without safe, sanitary, and secure housing are suffering the most...

ADB's engagement in housing

- Pre 2000s: successful housing / urban sector projects with DMCs
- Post 2000 (RSDD): focus shifted to water sector; housing became one of sub-themes
- Mid-2010s ADB reorganization (SDCC): influenced housing-related lending by DMCs requests



As ADB starts to re-engage in the housing sector...

This presentation provides a snapshot of ADB's 2000-2020 housing portfolio against a backdrop of broader global trends, to guide ADB's future operations

1. ADB's HOUSING-RELATED ASSISTANCE (2000-2020)

2. POTENTIAL ADB ASSISTANCE IN HOUSING

Scope and method

Lending Operations

- 29 lending operations between 2000 and 2020 identified and reviewed
- 23 deemed housing-related: 16 sovereign and 7 non-sovereign
- Grouped under 3 dominant categories:
 - Category (i): mortgage / housing finance
 - Category (ii): integrated infrastructure / slum upgrading / microfinance
 - Category (iii): housing policy / supply / construction finance

Technical Assistance

- 32 lending operations between 2000 and 2020 identified and reviewed
- 26 deemed housing-related

ADB's HOUSING-RELATED ASSISTANCE (2000-2020)_Lending Operations

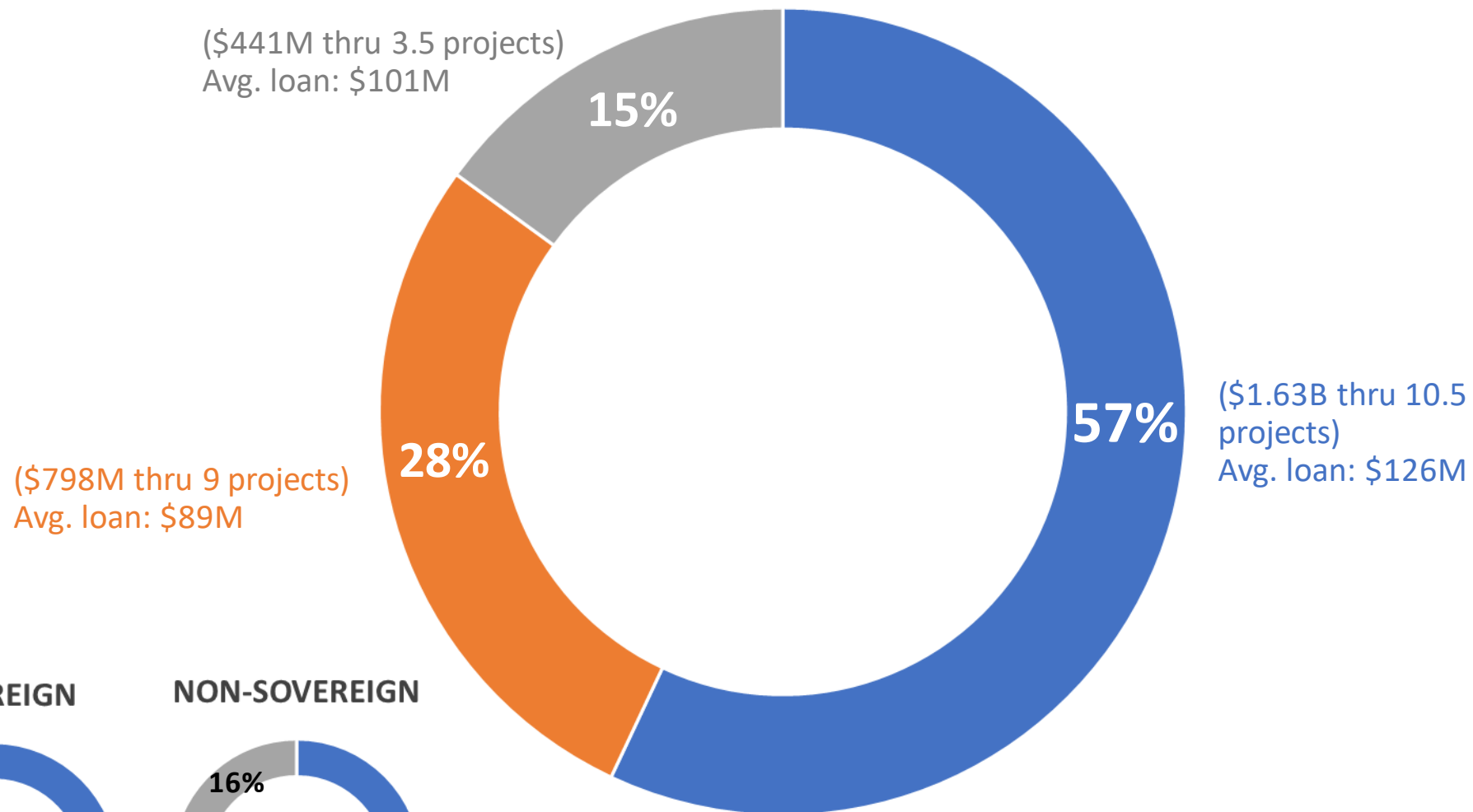
Country	Project	Category assigned	Project		\$ Million
			start	end	
2000-2010					
IND	Housing Finance I Project	(i) / (ii)	1997*	2000	300
IND	India: Karnataka Urban Infrastructure Development Project	(ii)	1996*	2004	105
IND	Housing Finance II Project*	(i) / (ii)	2002	2007	88
IND	Loan to Dewan Housing Finance Project	(i)	2004	2005	20
MLD	Loan and Equity Investment in HDFC Maldives	(i)	2008	2015/ongoing	12
SRI	Housing Finance comp Urban Dev. and Low-Income Housing	(ii)	1998*		2005
MON	Housing Finance (Sector) Project	(i) / (ii)	2002	2008	16.4
MON	Urban Development Sector Project	(ii)	2008	2015	35
INO	Neighborhood Upgrading and Shelter Sector Project	(ii)	2005	2011	88
PHI	Development of Poor Urban Communities Sector Project	(ii)	2004	2008	30
VIE	Housing Finance Project	(i) / (ii)	2004	2012	30
2000-2010 subtotal					827.4
2011-2020					
UZB	Housing for Integrated Rural Development Investment Program (MFF)	(i)	2012	2017	500
UZB	Affordable Rural Housing Program	(i) / (iii)	2017*	2021	500
UZB	Mortgage Market Sector Development Program	(i)	2019*	2023	200
KAZ	Promoting Gender Equality in Housing Finance Project	(i)	2020*	2022	100
IND	Loan to Pune Nirvana Hills Slum Rehabilitation Project	(iii)	2012	-	35
IND	Loan to Shapoorji Affordable Housing Project	(iii)	2015	2023	36
IND	Loan to PNB Housing Finance for Affordable Housing	(i)	2016	2016	150
IND	Loan to Aavas Housing Finance for Women in LIG and in Lagging States	(i)	2019*	2028	60
GEO	Loan to Credo Bank JSC Low-income Housing Finance and TBC Bank JSC Affordable Mortgage Finance	(i)	2018*	2023	125
MON	Ulaanbaatar Urban Services and Ger Areas Dev. Investment Prog.	(ii) / (iii)	2013	2023	160
MON	Ulaanbaatar Green Affordable Housing & Resilient Urban Renewal	(ii) / (iii)	2018*	2026	80
INO	Urban Sanitation & Rural Infrastr. Support to PNPM Mandiri	(ii)	2011	2016	100
2011-2020 subtotal					2046.0

ADB's HOUSING-RELATED ASSISTANCE (2000-2020)_Technical Assistance

Country	Project	Category assigned	Project		\$ million
			Start	End	
Reg.	Housing Finance Capacity Development in South and SE Asia (CDTA)	(i)	2009	-	1.3
IND	Restructuring State-Level Housing Institutions	(i)	1999	2001	0.5
IND	Study on Agency for Residential Mortgage-Backed Securities	(i)	2004	2005	0.25
IND	SSTA-Developing a Strategic Framework for a Slum-free Delhi (PATA)	(iii)	2010	2013	0.2
IND	Enabling Ecosystem to Improve Access to Green Affordable Housing for Women	(iii)	2020	2022	1.0
BHU	Housing Sector Reform (PPTA)	(iii)	2003	2004	0.5
MON	Housing Sector Policy	(iii)	1997	-	0.2
MON	Institutional strengthening of the Housing Sector	(iii)	1999	2001	0.8
MON	Housing Sector Finance	(i) / (ii)	-	2000	0.6
MON	Developing an Urban Dev. and Housing Sector Strategy	(iii)	2004	2005	0.35
MON	Preparing the Urban Dev. and Housing Project	(iii)	2005	-	0.6
MON	Ulaanbaatar Urban Planning Improvement	(iii)	2014	2016	1.5
MON	Ulaanbaatar Affordable Housing and Urban Renewal Project: (PPTA)	(ii) / (iii)	2016	2018	1
INO	Secondary Mortgage Facility	(i)	2005	2009	0.6
INO	Preparing the Financing Integrated Settlements Dev. Project	(ii)	2004	2006	1.0
PHI	Capacity Building for Housing Microfinance (ADTA)	(ii)	2003	2008	1.4
PHI	Metro Manila Urban Services for the Poor	(ii)	2005	2009	1.0
VIE	Low-Income Housing & Secondary Towns Dev. Needs Assessment	(iii)	2001	2003	0.5
VIE	Preparing the Housing Finance Project	(i)	2002	2002	0.4
GEO	Enhancing Rural Financial Inclusion for Women-Credo Bank JSC (CDTA)*	(i)	2019	2023	0.5
Reg.	Financial Sector Development in Central and West Asia	(i)	2010	2013	1.5
UZB	Enhancing Efficiency in Rural Infrastructure (CDTA)	(i) / (iii)	2015	2020	0.6
UZB	Affordable Rural Housing Program (PPTA)*	(iii)	2017	2022	1.5
UZB	Mortgage Market Sector Development Program (RDTA)	(i) / (iii)	2017	2020	0.6
UZB	Operationalization of the UZB Mortgage Refinancing Comp (CDTA)	(i)	2019	2020	0.5
KAZ	Promoting Gender Equality in Housing Finance Project (CDTA)*	(i)	2019	2021	0.6
2000-2020 subtotal					20

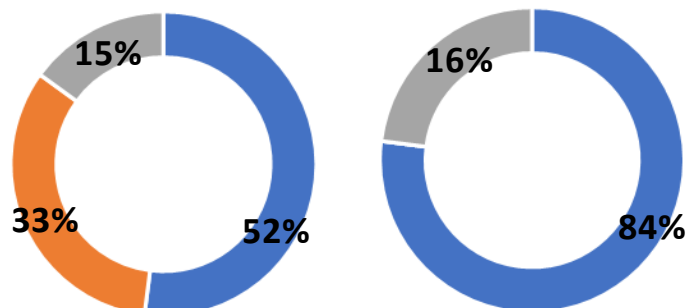
Lending Operations (2000-2020)_by category

SOVEREIGN + NON-SOVEREIGN



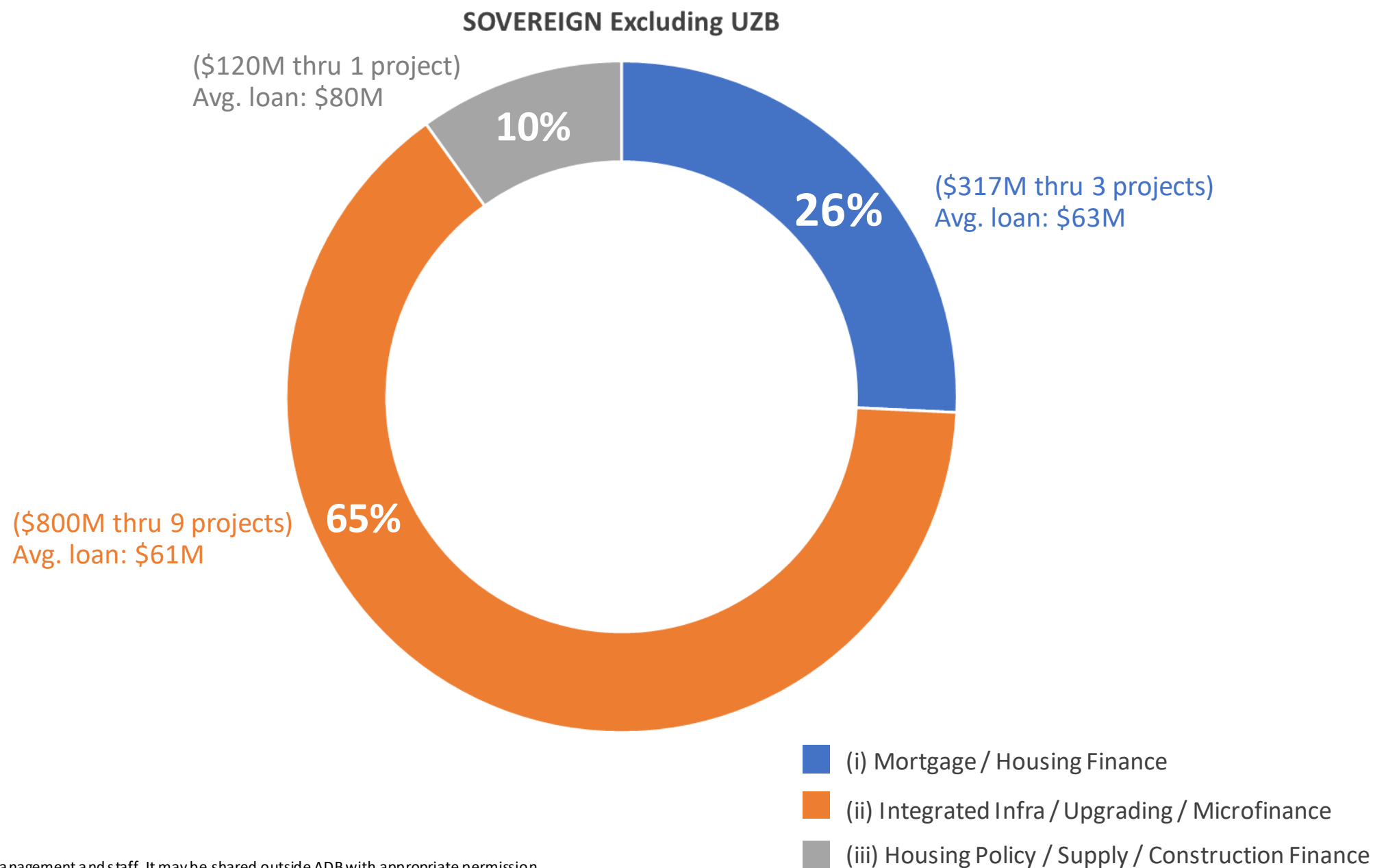
SOVEREIGN

NON-SOVEREIGN



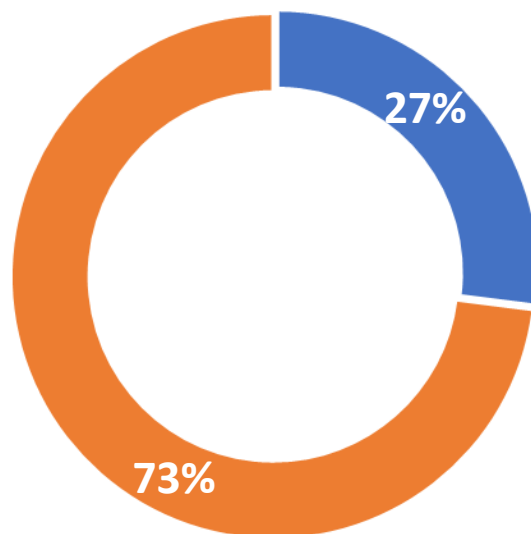
- (i) Mortgage / Housing Finance
- (ii) Integrated Infra / Upgrading / Microfinance
- (iii) Housing Policy / Supply / Construction Finance

Lending Operations (2000-2020)_by category

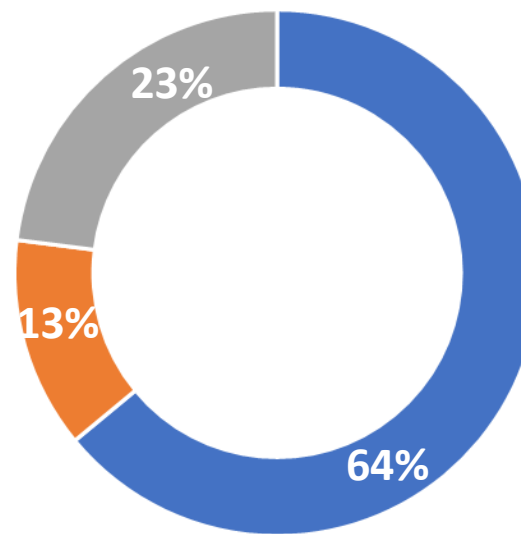


Lending Operations (2000-2020)_by category and decade

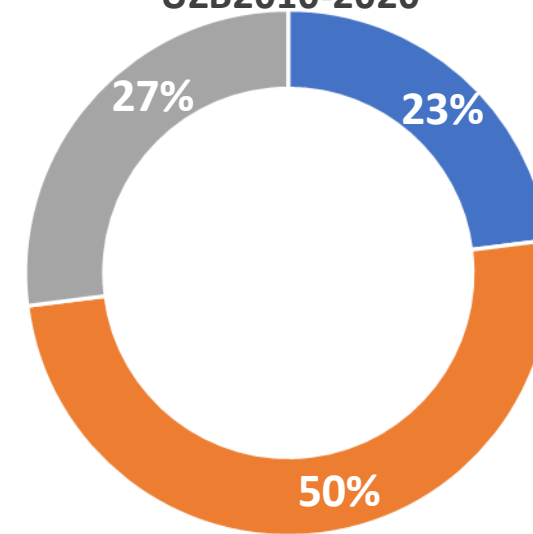
SOVEREIGN 2000-2010



SOVEREIGN 2010-2020

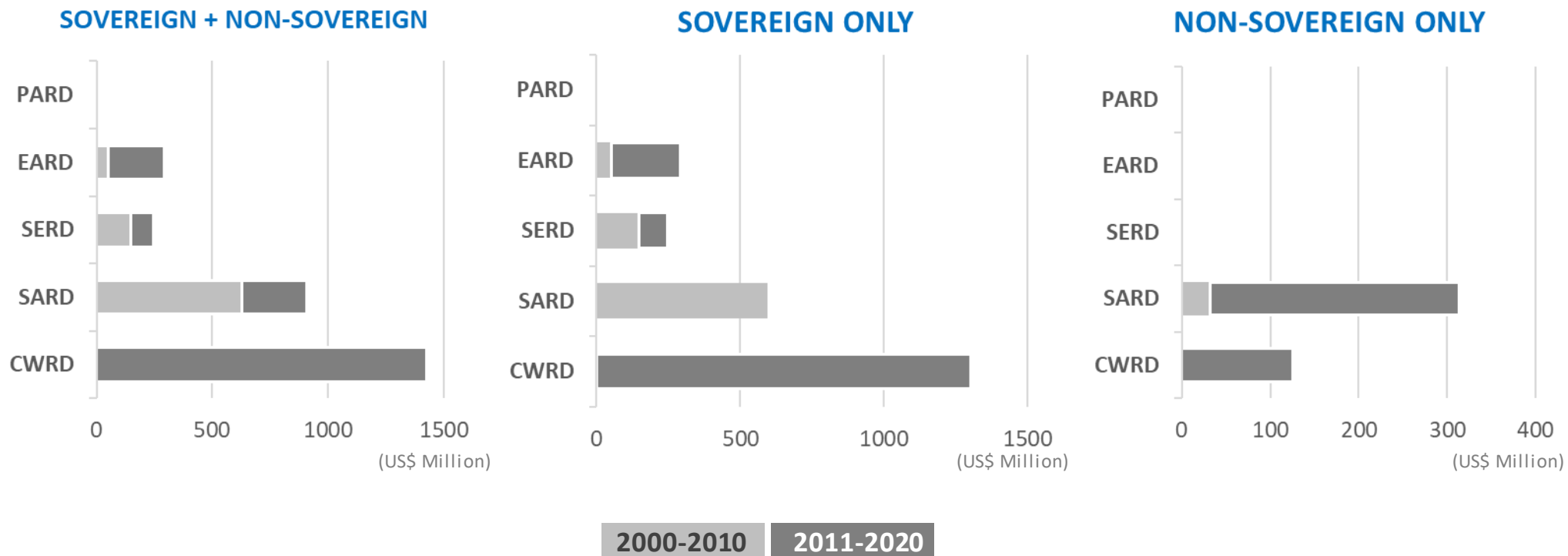


SOVEREIGN Excluding UZB 2010-2020



- (i) Mortgage / housing finance
- (ii) Integrated infra / upgrading / microfinance
- (iii) Housing policy / supply / construction finance

Lending Operations (2000-2020)_by decade and region



PARD: None

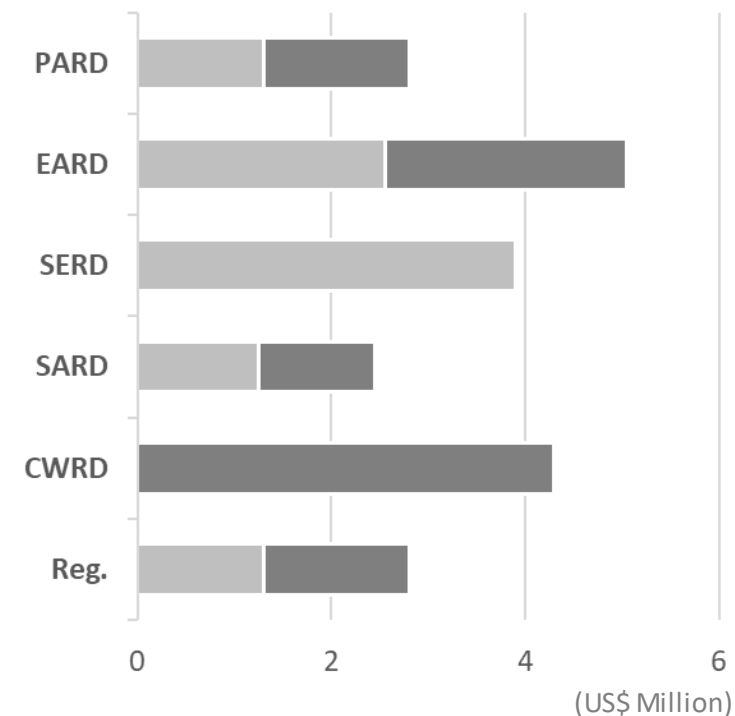
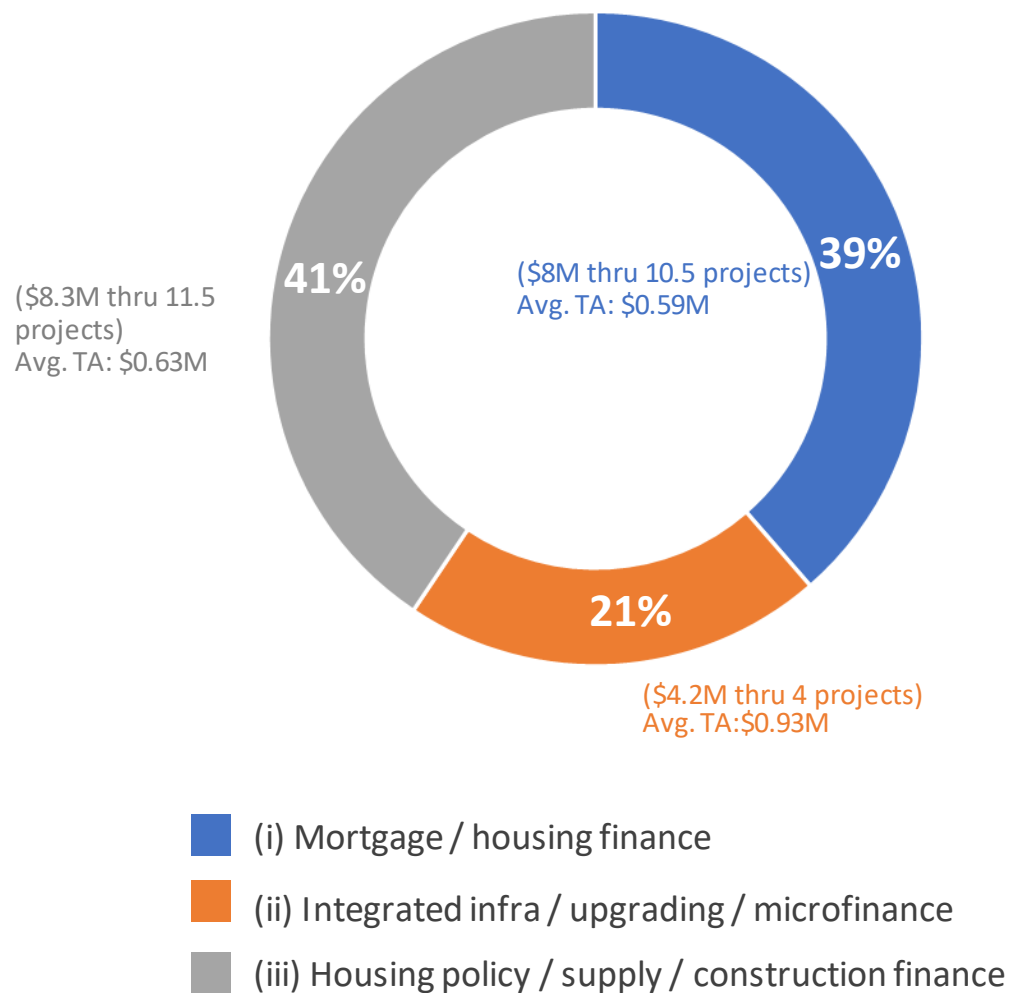
EARD: China, Mongolia

SERD: Vietnam, Indonesia, Philippines

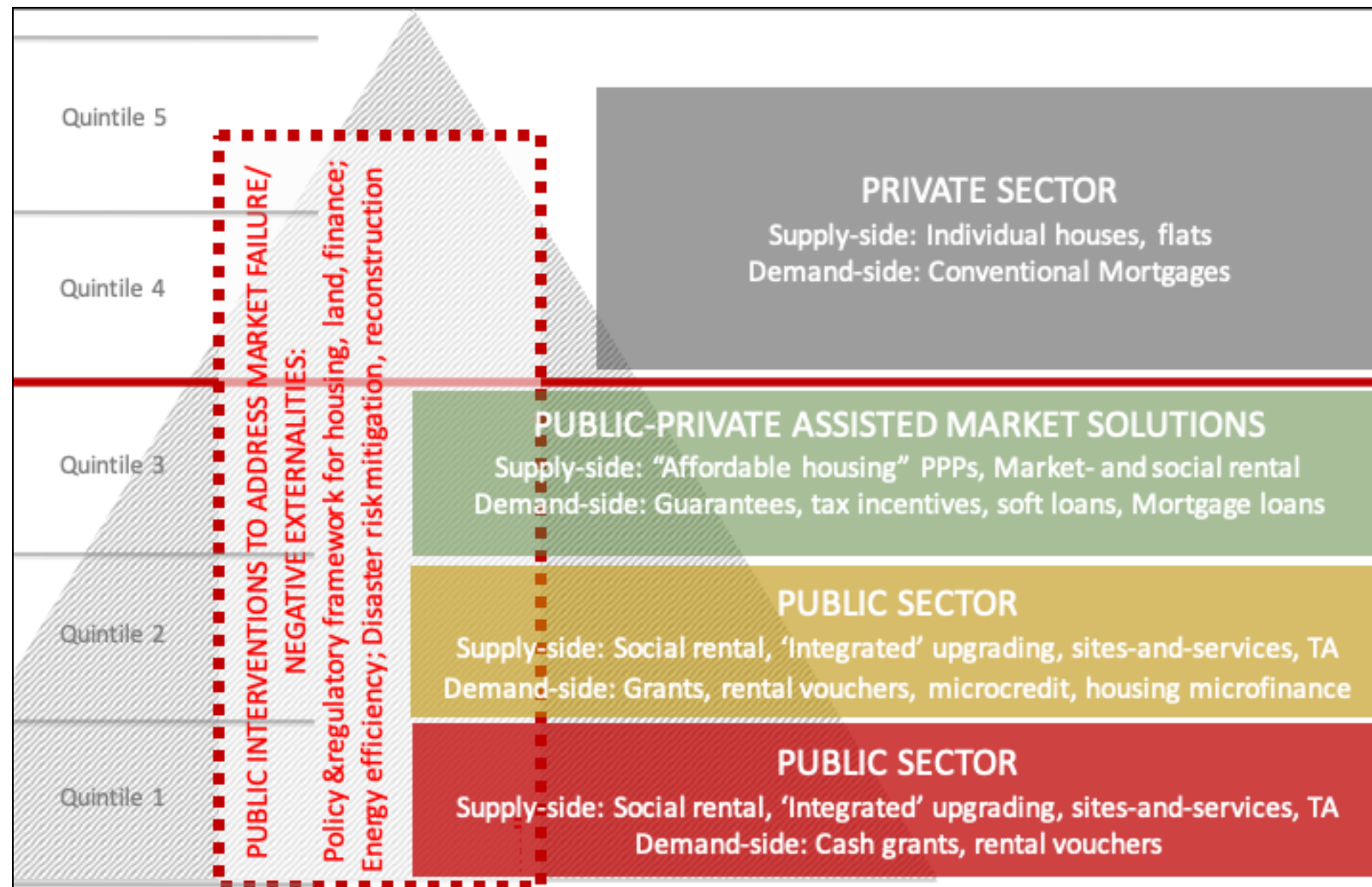
SARD: India, Bhutan, Sri Lanka, Maldives

CWRD: Uzbekistan, Kazakhstan, Georgia, Pakistan

Technical Assistance (2000-2020)_by category, region and decade



Role for Public and Private Sectors



Potential ADB Assistance in Housing

1. Sovereign and non-sovereign lending:

- Sovereign funds are best suited for public sector interventions – for example, enhancing the “enabler” role of governments, and on providing assistance to the most vulnerable groups.
- Non-sovereign are best suited for supporting markets players to bring the delivery of housing and housing finance more downstream.

2. Recommended focus on: Lower income countries of Asia and the Pacific; Urban areas; Bottom two income quintiles of the income distribution

3. Sub-groups to prioritize: Residents of slums and informal settlements; Low-income renters; Lower income homeowners and small landlords; Women and other vulnerable groups.



Potential ADB Assistance in Housing


Categories	Thematic Area	Intervention	Assistance Type	ADB Funding Type	Target Group (Income Quintile)
CAT iii)	Housing Policy & Institutions	Housing assessment / policy dev.	TA	Primarily sov.	N/A
		Institutional capacity building	TA	Sov.	N/A
CAT ii)	Low Income & Informal Communities	Tenure regularization	TA	Sov.	Q1, Q2, Q3
		In-situ upgrading	TA / Loan	Sov.	Q1, Q2
		Sites-and-services	TA / Loan	Sov.	Q1, Q2
		Densification of existing settlements	TA / Loan	Sov.	Q2, Q3
		Resettlement from hazardous zones	TA / Loan	Sov.	Q1, Q2, Q3
		Resilience to Climate Change	TA / Loan / Investment	Sov. / non-sov.	Q1, Q2, Q3
CAT i)	Housing Finance	Legal and regulatory reform	TA	Primarily sov.	N/A
		‘Conventional’ mortgage market expansion	TA / Loan / Investment	Primarily non-sov.	Q2, Q3
		‘Small’ mortgage finance	TA / Loan / Investment	Sov. / non-sov.	Q2, Q3
		Housing microfinance (for home improvement)	TA / Loan / Investment	Sov. / non-sov.	Q2, Q3
CAT iii)	Housing Supply	Development of affordable housing (including PPP)	TA / Loan / Investment	Sov. / non-sov.	Q2, Q3. Q4
		Social housing	TA / Loan / Investment	Sov. / non-sov.	Q2, Q3



In Summary

- Region needs huge investments in the Urban Sector
- ADB's Strategy 2030, Livable Cities Operational Priority Plan reiterate importance of Cities
- ADB's Urban Sector Portfolio is increasing at a fast pace
- Opportunities in ADB's Urban Sector: Working together
- COVID-19 can be turned from a crisis into an opportunity to reduce inequalities of access, make cities safe, healthy, environmentally sustainable, resilient and inclusive in a post-COVID-19 world



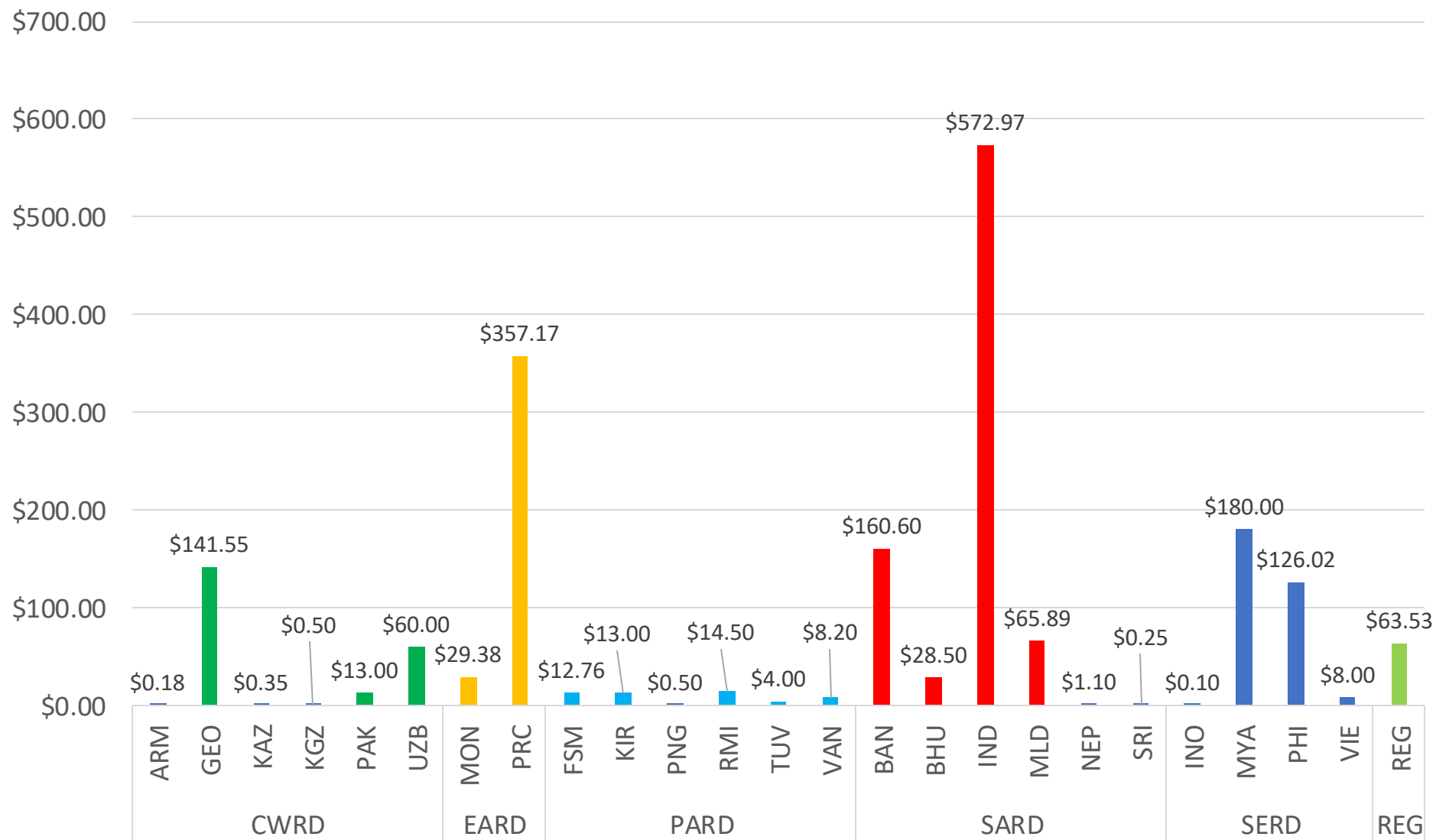


THANK YOU!

Hong Soo Lee
Senior Urban Specialist
Urban Sector Group
(hslee@adb.org)

2020 Urban Sector Group Committed Projects

(in \$ Millions)



2020 Urban Sector Group Committed Projects

OCR, concessional OCR, ADF

Department	DMC	Project Title	WUS Component (\$ million)
CWRD	GEO	Sustainable Water Supply and Sanitation Sector Development Program (SDP)	121.55
	UZB	Sustainable Solid Waste Management Project	60.00
	PAK	Punjab Urban Development Projects	13.00
	KGZ	Osh-Plotina Water Treatment Plant Chlorine Neutralization Unit	0.50
EARD	MON	Ulaanbaatar Urban Services and Ger Area Development Program (Tranche 3)	28.63
	PRC	Heilongjiang Green Urban and Economic Revitalization Project (additional financing)	75.08
	PRC	Jilin Yanji Low-Carbon Climate-Resilient Urban Development Project	59.76
	PRC	Xiangtan Low-Carbon City Transformation Sector Development Program	45.37
	PRC	Anhui Huangshan Xin'an River Ecological Protection and Green Development Project	45.63
	PRC	Henan Dengzhou Integrated River Restoration and Ecological Protection	24.81
PARD	KIR	South Tarawa Water Supply Project (excludes \$2.0 million PDA amount)	13.00
	VAN	Greater Port Vila Urban Resilience Project (formerly Port Vila Integrated Urban Improvements Project)	8.20
	RMI	Preparing Urban Service Improvement Projects - PRF	5.00
	RMI	Ebeye Solid Waste Management	6.50
	FSM	Chuuk Water Supply and Sanitation Project	12.76
	TUV	Preparing the Funafuti Water and Sanitation Project (formerly Integrated Urban Resilience Project) - Project Readiness Financing	4.00
	RMI	Ebeye Water Supply and Sanitation Project – Additional Financing	3.00
SARD	IND	Madhya Pradesh Urban Services Improvement Project - Additional Financing	270.00
	IND	Rajasthan Secondary Town Development Sector Project	300.00
	BAN	Khulna Sewerage System Development Project	160.00
	BHU	Phuentsholing Township Devt Project-Additional Financing	28.50
	IND	Tripura Urban and Tourism Development Project	2.71
	MLD	Greater Male Waste to Energy Project	65.39
SERD	MYA	Yangon City Water Resilience Project	180.00
	VIE	Binh Duong Water Treatment Expansion Project (nonsovereign loan)	8.00
	PHI	Angat Water Transmission Improvement Project (Additional Financing)	126.02
PSOD	REG	Indorama Ventures Regional Blue Loan Project	50.00
	GEO	Georgian Green Bond Project	20.00
	PRC	Climate-Resilient and Smart Urban Water Infrastructure Project	105.45



2020 Urban Sector Group Committed Projects

Technical Assistance

Department	DMC	Project Title	WUS Component (\$ million)
CWRD	ARM	Support and Validation Seismic Safety Improvement Program Indicators (Additional Financing)	0.18
	KAZ	TA 9462 Kazakhstan Urban Infrastructure Modernization Program and Finance Facility	0.35
	REG	TA 9553 Supporting Social Safeguards in the Central and West Asia Region (Additional Financing)	0.14
	REG	TA 9541 Supporting Environmental Safeguards in the Central and West Asia Region	0.14
EARD	PRC	Innovation-Driven Green Economic Diversification for Resource-Exhausted Cities in Heilongjiang	0.40
	PRC	Green Circular Economy Zero Waste Cities	0.67
	MON	Strengthening the Institutional Capacity and Autonomy of Public Utility Services Organizations	0.75
PARD	REG	Strengthening Water, Sanitation and Hygiene Practices and Hygiene Behavioral Change in the Pacific	5.00
	REG	Pacific Urban Development Investment Project Enhancement and Capacity Development	1.50
	REG	Sustainable Capacity Development for Safeguards in the Pacific	0.25
	PNG	Support for water and sanitation sector management	0.50
SARD	BAN	Restoration of Waterbodies for Supply Augmentation and Sustainable Water Management in Dhaka Watershed	0.50
	BAN	Capacity Building for Improving Portfolio Performance (Supplementary)	0.10
	IND	Strategic Interventions for Economic Transformation-Strengthening Knowledge for Enhancing Development Outcomes (Supplementary)	0.26
	MLD	Supporting Capacity for Sustainable Waste to Energy Service Delivery (attached)	0.50
	NEP	Second Kathmandu Valley Water Supply Improvement Project (Supplementary)	1.00
	SRI	Improving Project Readiness and Portfolio Management - Phase II	0.25
	REG	Sustaining Climate and Disaster Risk Resilient and Low Carbon Development in South Asia (Supplementary)	0.02
	REG	Enhancing Gender Equality and Social Inclusion Results in South Asia Developing Member Countries	0.45
	NEP	Knowledge Solutions and Institutional Reforms for Sustainable Growth	0.10
SERD	INO	Supporting Water Security Investments Facility	0.10
	REG	TA 9416: Sustaining the Gains of Regional Cooperation in the Greater Mekong Subregion (Additional Financing)	0.08
	REG	TA 9554: Southeast Asia Urban Services Facility (SURF) (Additional Financing)	3.70

2020 Urban Sector Group Committed Projects

Technical Assistance

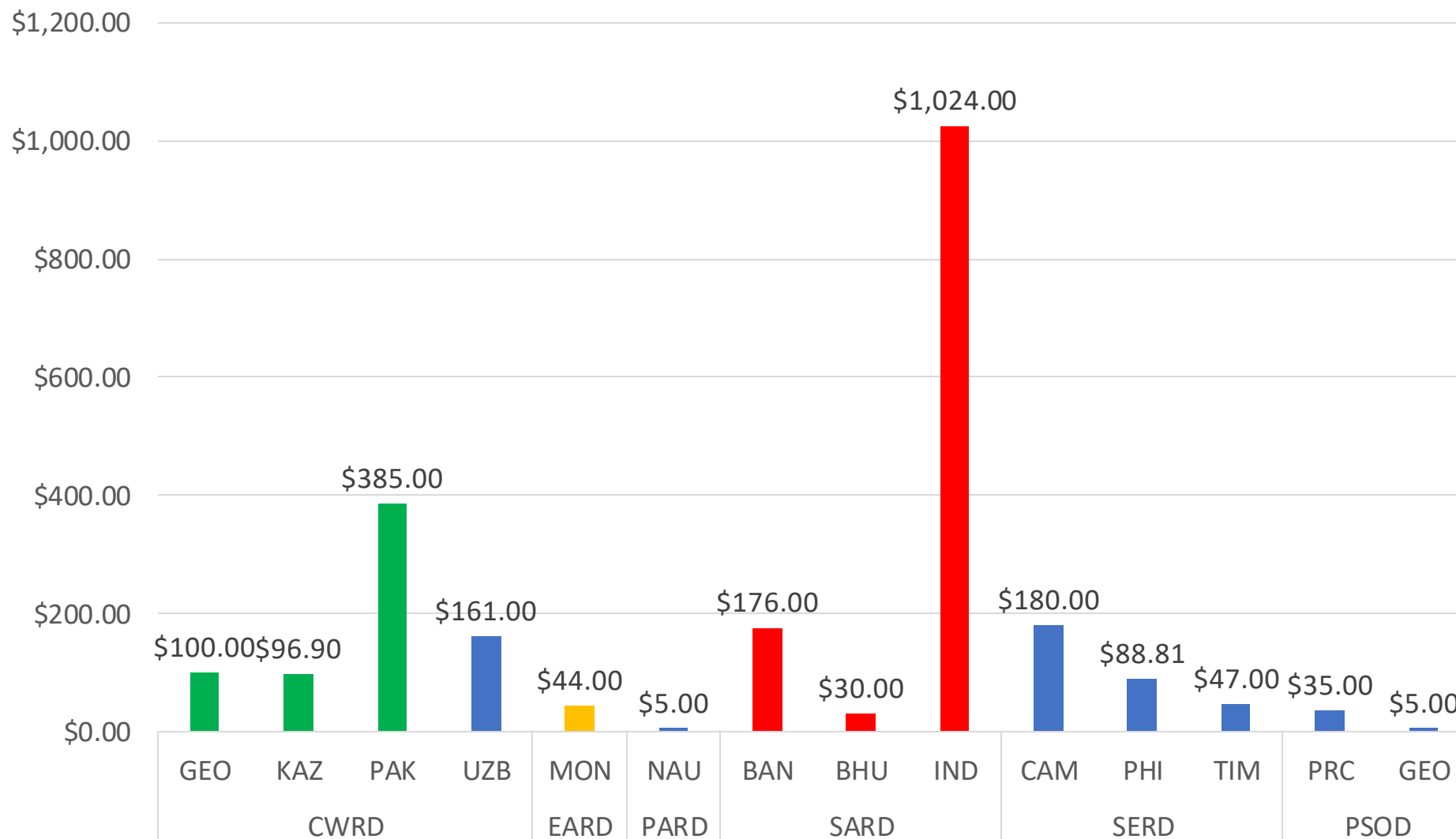
Department	DMC	Project Title	WUS Component (\$ million)
IED	REG	Supporting Evaluations for Development in Asia and the Pacific, 2021-2022 (Subproject 1)	0.30
OPPP	REG	Creating Investable Cities in Post-COVID-19 Asia-Pacific: Enhancing Competitiveness and Resilience through Quality Infrastructure	0.90
PSOD	REG	ADB Ventures Technical Assistance	0.33
	REG	Developing and Implementing Private Sector Projects in Fragile and Conflict-Affected Situations and Small Island Developing States	0.21
SDCC	REG	RETA 9901: Strengthening Safeguards Implementation in ADB Projects	0.07
	REG	RETA 9608: Strengthening Knowledge-base and Actions for Air Quality Improvement	0.31
	REG	Empowering DMCs to Use Artificial Intelligence and Multi-spectral Satellite Images for Land Use and Coastal Planning (formerly Earth Observation Technical Assistance)	0.13

Total: \$19.18 M

Total USG commitments: \$1,862.03 M

2021 Urban Sector Group Proposed Pipeline as of October 2021

(in \$ Millions)



2021 Urban Sector Group Proposed Pipeline as of August 2021

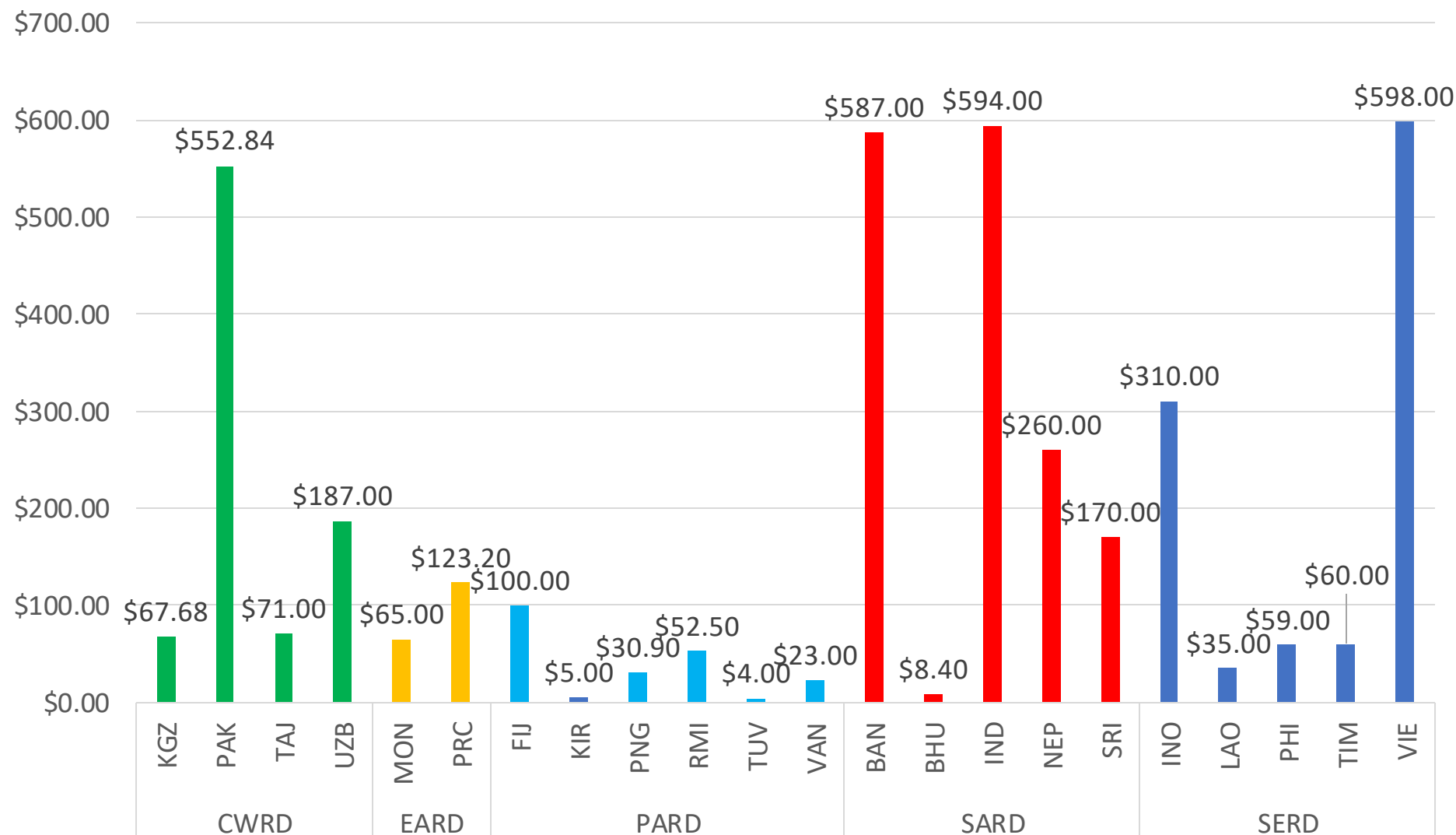
(in \$ Millions)

Department	DMC	Project Title	WUS Component (\$ million)
CWRD	PAK	KP Cities Improvement Project	385.00
	GEO	Livable Cities Investment Program (LCIP) for Balanced Development	100.00
	UZB	Tashkent Province Sewerage Improvement Project	161.00
	KAZ	Urban Infrastructure Modernization Program - Construction and Rehabilitation of Wastewater Treatment Facilities	96.90
EARD	MON	Aimag and Soum Centers Green Regional Development Investment Program (MFF, Tranche 1)	44.00
PARD	NAU	Preparing the Nauru Sustainable Urban Development Project	5.00
SARD	IND	Agartala City Urban Devt Project	36.00
	BAN	Dhaka Environmentally Sustainable Water Supply Project-Additional Financing	140.00
	IND	Integrated Urban Flood Management for the Chennai-Kosasthalaiyar Basin Project	251.00
	IND	Jharkhand Urban Water Supply Improvement Project	112.00
	IND	Inclusive, Resilient, and Sustainable Housing for Urban Poor in Tamil Nadu	150.00
	IND	Uttarakhand Integrated Urban Development Project	120.00
	IND	Sustainable Urban Development and Service Delivery Program	350.00
	BHU	Affordable Housing Project	30.00
	BAN	Emergency Assistance Project Additional Financing	36.00
SERD	PHI	Sustainable Tourism Development Project	88.81
	TIM	Water Supply and Sanitation Investment Project	47.00
	CAM	Livable Cities Investment Project	180.00
PSOD	GEO	M Square Affordable Housing Project	5.00
	PRC	China Cube Water Limited (Asia Cube Wastewater Treatment Upgrade)	35.00

Total: \$2,377.71 M

2022 Urban Sector Group Proposed Pipeline as of October 2021

(in \$ Millions)



2022 Urban Sector Group Proposed Pipeline as of August 2021

(in \$ Millions)

Department	DMC	Project Title	WUS Component (\$ million)
CWRD	KGZ	Issyk-Kul Sustainable Wastewater Management Project (Phase 2)	67.68
	PAK	Punjab Livable Cities Sustainable Development Investment Program (MFF tranche 1)	350.00
	TAJ	Integrated Urban Development Project	33.00
	TAJ	Additional Financing for Dushanbe Water Supply and Sanitation	38.00
	PAK	Punjab Water Supply and Sanitation	200.00
	PAK	Punjab Intermediate Cities Improvement Investment Project (additional financing) (PICIP)	2.84
	UZB	Integrated Urban Development Project	87.00
	UZB	Water Supply and Sanitation Sector Development Program (SDP)	100.00
EARD	PRC	Green Transformation in Heilongjiang	15.00
	PRC	Shanxi Changzhi Green Transformation and Human Capital Development and Demonstration Project	40.00
	PRC	Guangxi Guilin Comprehensive Ecological Rehabilitation	30.00
	PRC	Shandong West Jining Water Supply and Drainage Integration Program	13.20
	MON	Ulaanbaatar Satellite City Development Investment Program (Tranche 1)	65.00
	PRC	Guangxi Hezhou Mountain Mining Areas Vitalization Project	25.00
PARD	PNG	Urban Water Supply and Sanitation Project	30.90
	TUV	Funafuti Water and Sanitation Project	4.00
	KIR	South Tarawa Water Supply Project Additional Financing	5.00
	FIJ	Nadi Flood Alleviation Project	100.00
	VAN	Luganville Urban Water and Sanitation Project (excludes PRF amount)	23.00
	RMI	Majuro Integrated Urban Services Improvement Project	52.50



2022 Urban Sector Group Proposed Pipeline as of August 2021

(in \$ Millions)

Department	DMC	Project Title	WUS Component (\$ million)
	BAN	Second Coastal Towns Environmental Infrastructure Improvement Project	137.00
	BAN	Secondary Towns Water Supply and Sanitation Project	150.00
	BHU	Water Flagship Program	8.40
	IND	Tamil Nadu Urban Flagship Investment Program - Tranche 3	125.00
	IND	Tourism Development in Buddhist Circuit	50.00
SARD	NEP	Urban Development Project	75.00
	NEP	Second Kathmandu Valley Water Supply Improvement Project	185.00
	SRI	Water Supply Improvement Project	170.00
	IND	Gujarat Urban Infrastructure Improvement Project	194.00
	IND	Visakhapatnam–Chennai Industrial Corridor Development Program - Tranche 2	100.00
	BAN	Dhaka Sewerage System Development Project	300.00
	IND	Kerala Urban Water Services Improvement Project	125.00
	VIE	Climate Adaptive Integrated Flood Risk Management Project	100.00
	INO	City-wide Inclusive Sanitation Project	310.00
	LAO	Urban Environment Improvement Investment Project	35.00
SERD	TIM	Dili Urban Water Supply Project	60.00
	VIE	HCMC Climate Resilient Urban Services Project (HCMC CRUS1)	317.00
	VIE	Secondary Cities Environment Improvement Project	181.00
	PHI	Baguio Resilient City Tourism Project	59.00

Total: \$3,963.52 M

