

This is not an ADB material. The views expressed in this document are the views of the author/s and/or their organizations and do not necessarily reflect the views or policies of the Asian Development Bank, or its Board of Governors, or the governments they represent. ADB does not guarantee the accuracy and/or completeness of the material's contents, and accepts no responsibility for any direct or indirect consequence of their use or reliance, whether wholly or partially. Please feel free to contact the authors directly should you have queries.

The presentation will discuss:

- Asia-Pacific LG issues
- Are SDGs an opportunity to rethink local development?
- Presentation of the UNDP Asia-Pacific 'SDG Local Governance Diagnostic Tool'

Discussion on Localizing the SDGs at subnational level

Patrick Duong
Regional Programme Advisor
Local Governance & Decentralization
UNDP Asia-Pacific

patrick.duong@undp.org

Manila, 27-29 Sep 2016

"We need a new way of partnership and financing models to turn these ambitious SDG goals into reality".

Mayor of Seoul

"We need tools to integrate the Mongolia's Sustainable Development Vision in our Regional plans."

Deputy Governor of Uvurkhangai, about the new Law on planning

Why a tool?

'Let's don't wait. Localization must happen NOW'

"Our government wants to work with UNDP and is ready to allocate funds to help our 16 States localize the SDGs".

Minister of Finance, Republic of Palau

The context and problem (in Asia-Pacific)

OK

Urbanization & Migration

NOT OK

Leave no one behind

This part of the city (where most of us live...) has:

- High GDP growth and massive FDIs
- High level of household revenues
- High quality of service and public infra
- A good social contract and social cohesion
- A solid Public-Private partnership

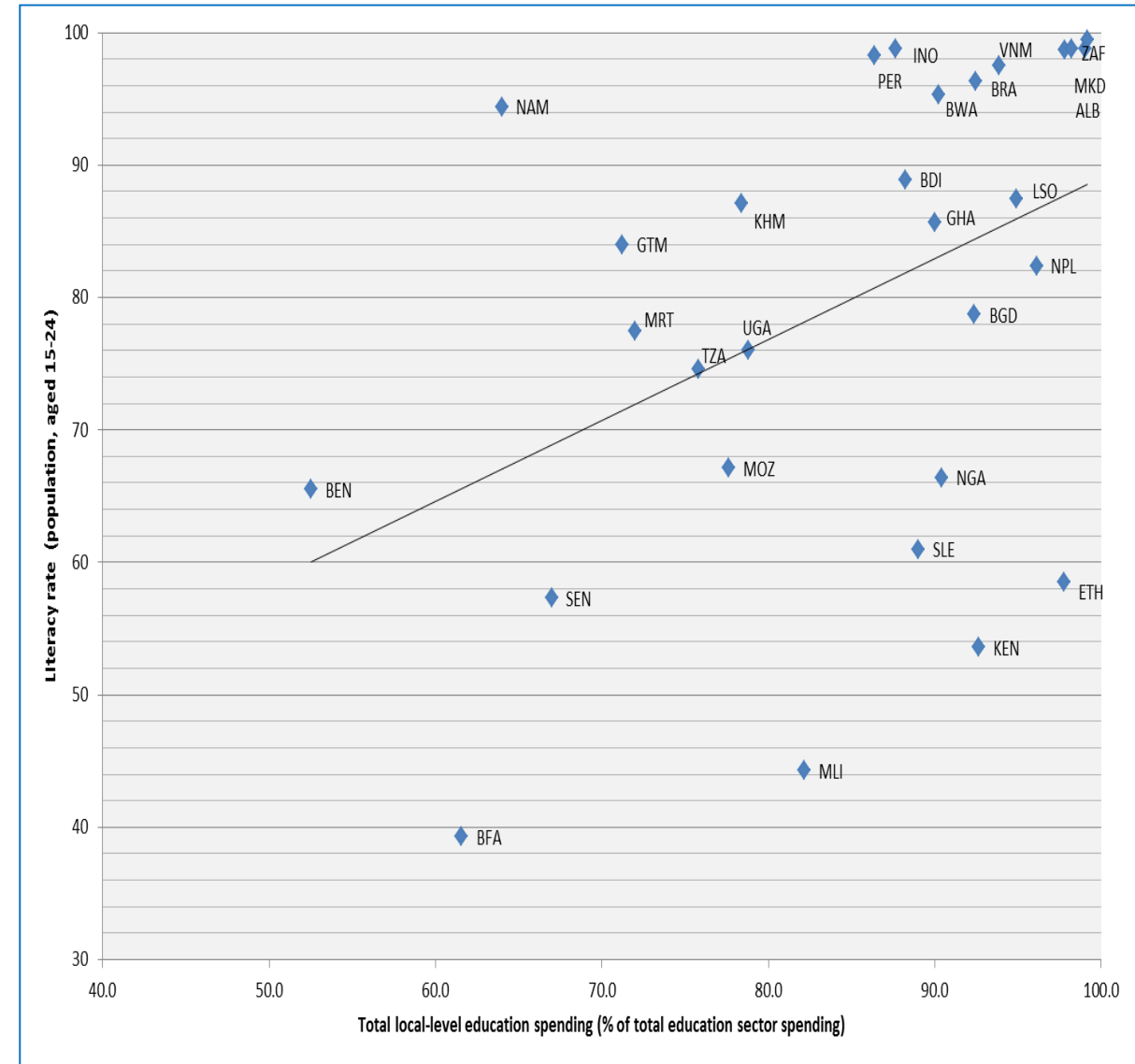
Problem 1: Inequalities

Here, People are poor and may not have a legal identity

- They don't access basic services
- They have little voice (and women even less)
- They don't pay tax and can't vote
- Social contract is fragile (patronage system)
- Inequalities are aggravated by rapid urbanization trends (56-64% of the AP pop will be urban by 2050)

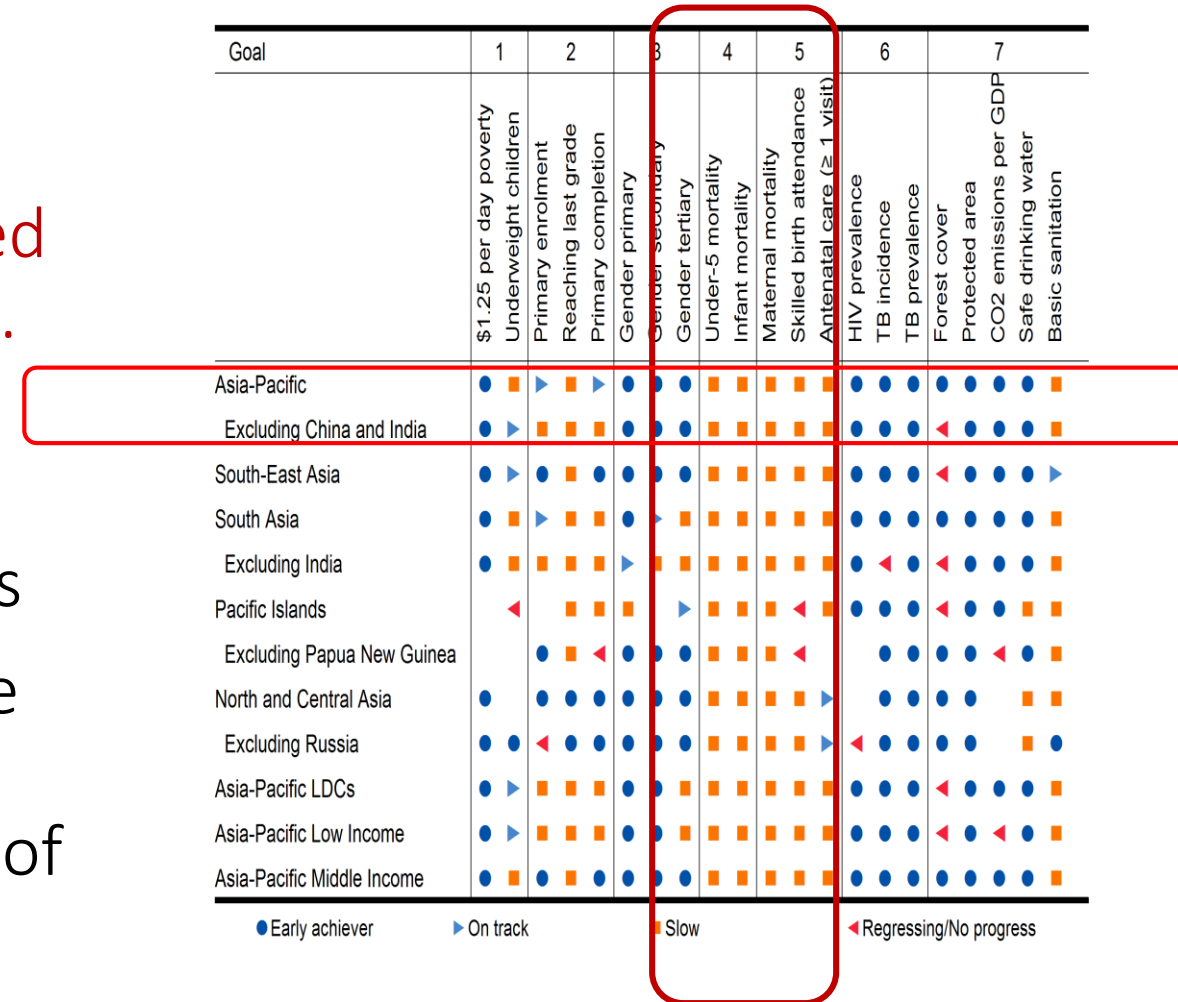
The 2nd problem: Local governance reforms are 'unfinished'

- Political decentralization exist but administrative and fiscal decentralization are half-done.
- Most LGs don't have authority and resources to develop, fund and drive their local development agenda (+ lack of data)
- Influenced by central policies, local development plans and social services are often sector orientated and disconnected from community needs.
- On the other hand, community projects can be 'too local', externally driven (NGOs, influential groups), difficult to sustain and poorly aligned with local governments priorities.

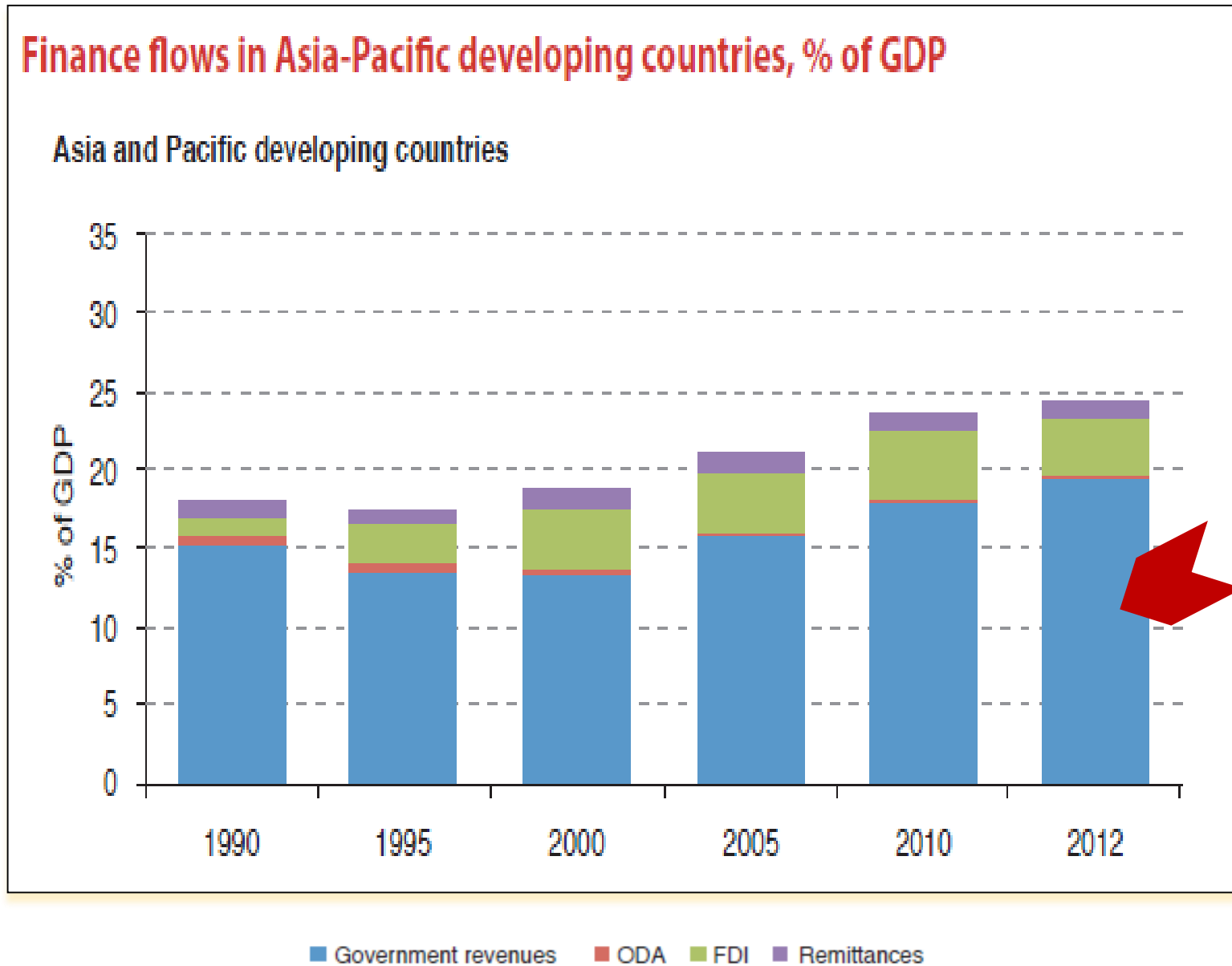


The SDGs are a unique opportunity to rethink local development

- “Leave no one behind”: The SDGs are political and must be localized
- SDGs are not sector specific but interrelated and require a “whole of LG approach” (incl. to budget)
- Multi-stakeholder partnerships (incl. communities) are at the center of the SDGs
- New approaches are needed to finance the SDGs (i.e: multi-sector budgeting, private sector engagement, sharing economy, use of remittances, crowdfunding, etc.)



Financing the SDGs



UNDP, ESCAP ABD, MDG AP report 2015

A tool to help localize the SDGs at subnational level in Asia-Pacific

With a strong focus on communities

With support from:



Microsoft Innovation
Center



50
YEARS

UNDP Asia-Pacific
Bangkok Regional Hub
Local Governance Team

Empowered lives. Resilient nations.

DIAGNOSTIC
SDG
LOCAL

An online platform that brings quantitative and qualitative data together for effective SDG plans (using local indicators)



MPI, HDI, MICS and/or
National statistics
(Poverty Index, HHS at local level.)



Findings from public consultations,
FGDs, Crowdsourcing
(Private sector, youth, women, vulnerable groups)



Local governance assessments
(Legal, Policy, Institutional capacity reviews)



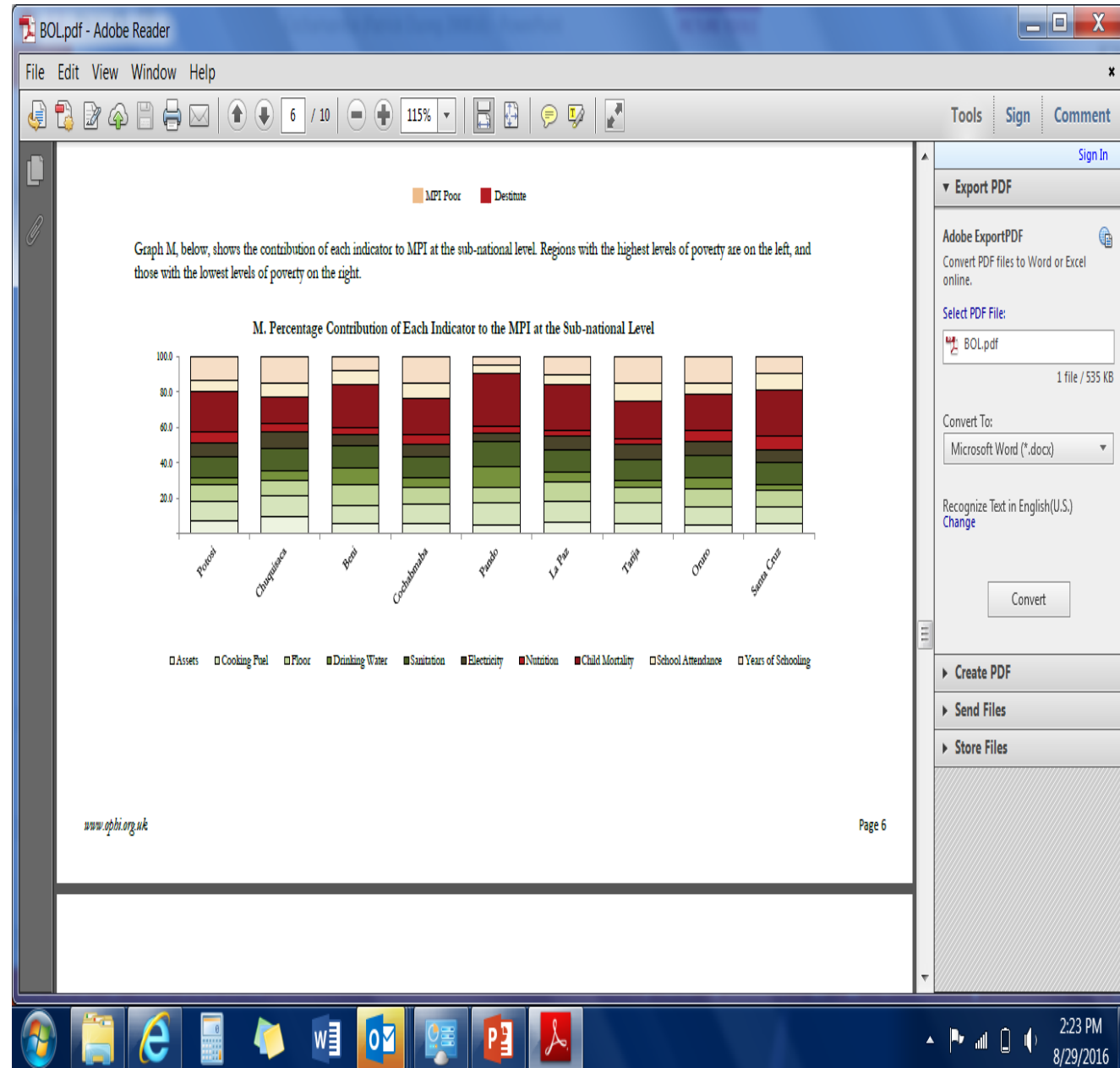
Vulnerability assessments, Policy coherence
(CCA, DRR, Integrity risk assessment, RIA)



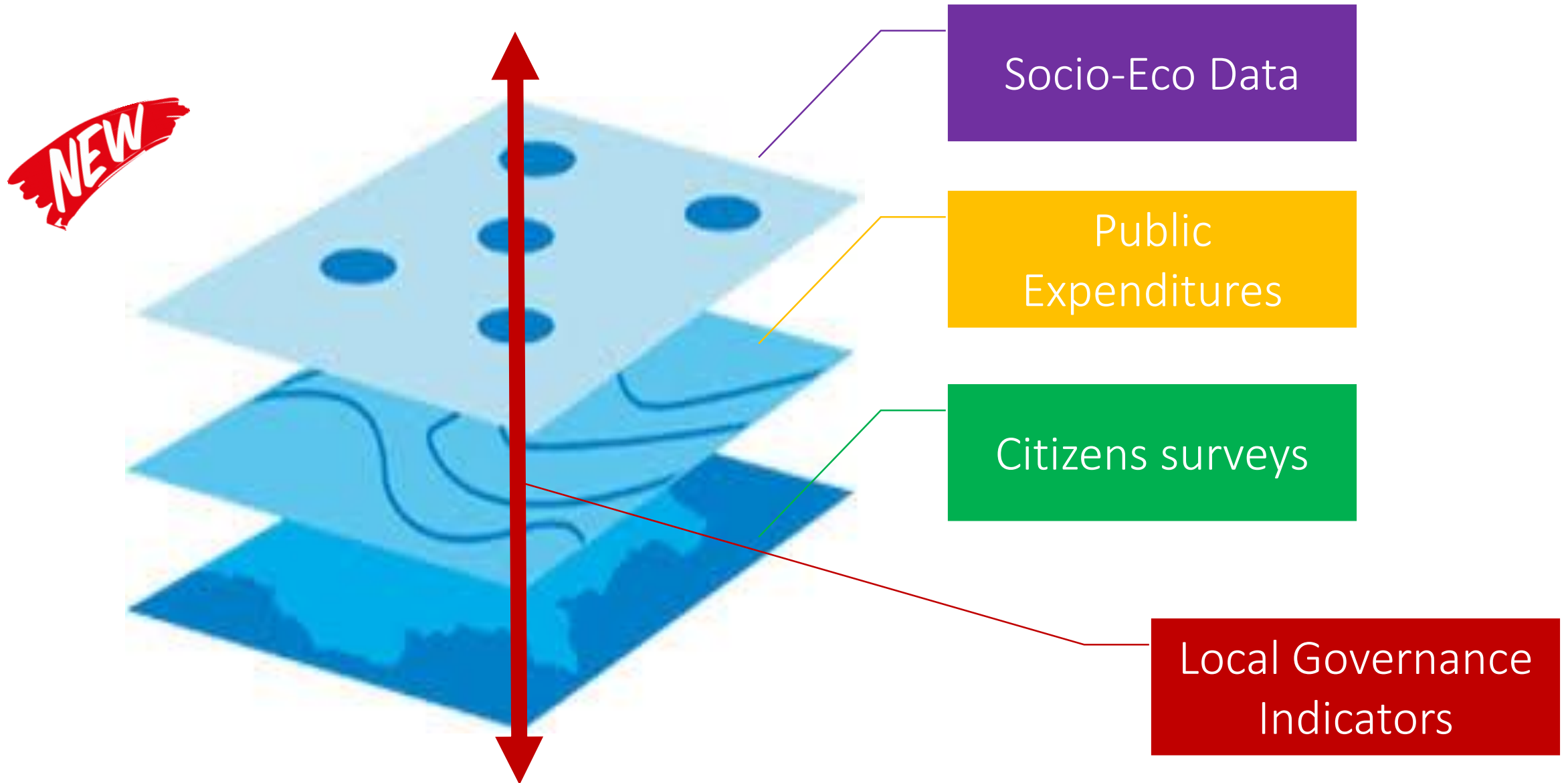
Local Expenditures analysis (public & PPP)
(PE, DFA/AP, COFOG)

Why MPI as an entry-point?

- Multi Dimensional Poverty (MDP) doesn't consider poverty only from an income perspective but from **3 poverty deprivation dimensions** (education, health and standard of living).
- Indicators **disaggregated at local level** (incl. household) and helps target (location, pop group, poverty dimension).



3 layers of local data (moving away from data in silo)



Not just a Diagnostic tool but a local planning process



Start of project: Identify local needs, establish local/community committees, map data availability and start contextualize the tool.



Unpack what SDGs means for communities



Data collected and populated on the online platform.



Implementation & local innovation lab
Citizens-LGs-Private
(incl. critical role for women and youth)



LG SDG Roadmap produced
(Advocacy tool for subnational governments).



Results analyzed (Executive Snapshot produced) and local validation workshops conducted = SDG Prioritized + LG issues mapped



A user friendly online survey (also on mobiles and pads)

- 3 dimensions (DLG policy, Capacity, Perception: 100 indicators), incl. MPI and Budget analysis
- Data synchronized & protected
- Indicators aggregated and graphs/trends generated

Results are then utilized by UNDP-Asia-Pacific and the LGs for in-depth analysis, reports, community consultations, implementation, public info and social auditing

Browser: https://qtrial2016q3az1.az1.qualtrics.com/jfe/form/SV_djoNowmXyA Capacity Assessment Online Survey Software | Qu...

File Edit View Favorites Tools Help

Google Suggested Sites Web Slice Gallery

To what extent are the following categories of people given special attention by your local government?

	Not at all	Very little	Little	Fair	High	Very high
Children	<input type="radio"/>	<input type="radio"/>	<input type="radio"/>	<input type="radio"/>	<input type="radio"/>	<input type="radio"/>
People with disabilities	<input type="radio"/>	<input type="radio"/>	<input type="radio"/>	<input type="radio"/>	<input type="radio"/>	<input type="radio"/>
Elderly	<input type="radio"/>	<input type="radio"/>	<input type="radio"/>	<input type="radio"/>	<input type="radio"/>	<input type="radio"/>
Minorities	<input type="radio"/>	<input type="radio"/>	<input type="radio"/>	<input type="radio"/>	<input type="radio"/>	<input type="radio"/>
Orphans	<input type="radio"/>	<input type="radio"/>	<input type="radio"/>	<input type="radio"/>	<input type="radio"/>	<input type="radio"/>
Poor people	<input type="radio"/>	<input type="radio"/>	<input type="radio"/>	<input type="radio"/>	<input type="radio"/>	<input type="radio"/>
Widows	<input type="radio"/>	<input type="radio"/>	<input type="radio"/>	<input type="radio"/>	<input type="radio"/>	<input type="radio"/>
Women	<input type="radio"/>	<input type="radio"/>	<input type="radio"/>	<input type="radio"/>	<input type="radio"/>	<input type="radio"/>
Youth	<input type="radio"/>	<input type="radio"/>	<input type="radio"/>	<input type="radio"/>	<input type="radio"/>	<input type="radio"/>

Are these groups sufficiently represented in elected and appointed positions in your local government?

	Yes	No	Don't Know
Women	<input type="radio"/>	<input type="radio"/>	<input type="radio"/>
Minorities	<input type="radio"/>	<input type="radio"/>	<input type="radio"/>
Youth	<input type="radio"/>	<input type="radio"/>	<input type="radio"/>

POWERED BY QUALTRICS

Start Your Free Account Today Report Abuse

4:11 AM 8/29/2016

How vulnerable groups assess quality of service they receive

Browser: https://qtrial2016q3az1.az1.qualtrics.com/jfe/form/SV_1G4QYFLKGLc Capacity Assessment

File Edit View Favorites Tools Help

Google Suggested Sites Web Slice Gallery

What is the level of engagement in public meetings and monitoring mechanisms of the following groups?

	High	Moderate	Low	None
Women	<input type="radio"/>	<input type="radio"/>	<input type="radio"/>	<input type="radio"/>
Youth	<input type="radio"/>	<input type="radio"/>	<input type="radio"/>	<input type="radio"/>
Minority groups	<input type="radio"/>	<input type="radio"/>	<input type="radio"/>	<input type="radio"/>

Engagement mechanisms

	Yes	No	If yes, please describe
Are there mechanisms to engage other stakeholders (such as private sector)?	<input type="radio"/>	<input type="radio"/>	<input type="text"/>

Have there been public consultations on SDG priorities in the last 12 months?

Yes

No

POWERED BY QUALTRICS

Start Your Free Account Today Report Abuse

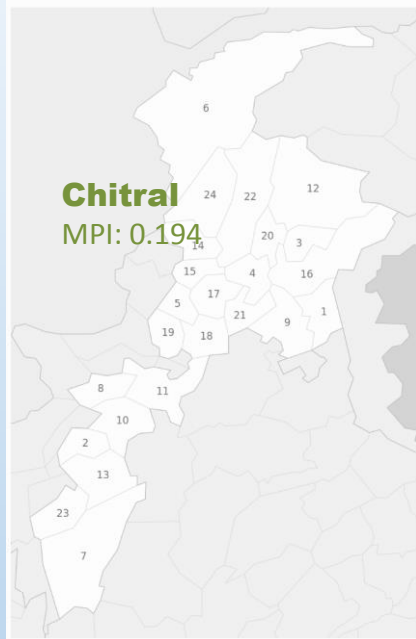
4:07 AM 8/29/2016

Quality and level of public participation in local decisions

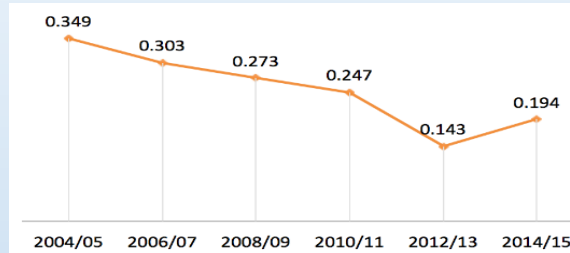
Local MPI and Public Expenditures

Pakistan - Khyber Pakhtunkhwa - CHITRAL District

Find your district



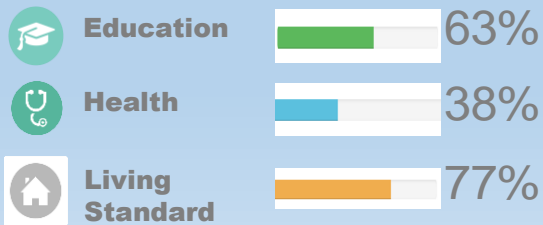
MPI Trend



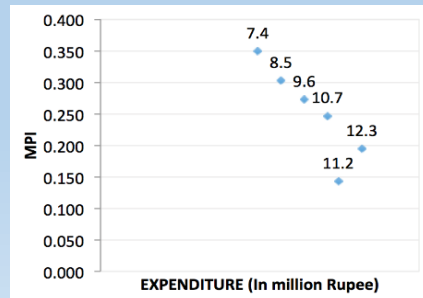
Expenses Breakdown



MPI Indicators



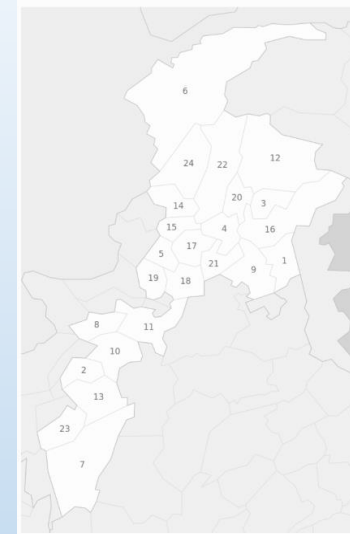
MPI to Expenditure



Local Governance mapping

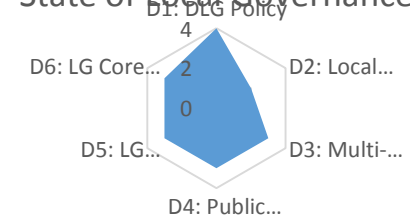
Pakistan - Khyber Pakhtunkhwa - CHITRAL District

Find your district

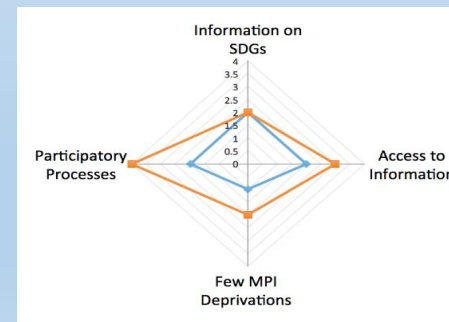


Local Governance Assessment												
Capacity Assessment												
Awareness/Knowledge/Participation				Institutional and Planning Capacity				Leadership			Quality of Services	
Information on SDG	Access to Information	MPI	Participatory Process	Engage Stakeholders	Assess Situations/Define Vision and Strategies	Formulate Policies and Strategies	Budgeting, Managing, and Implementing	Electoral Official	Local Official	Civil Society and Others	Official Documents and Data	Health, Education and Social
District												
District												
District												
District												
Public Participation												
Awareness/Knowledge/Participation				Institutional and Planning Capacity				Leadership			Quality of Services	
District												
District												
District												
District												

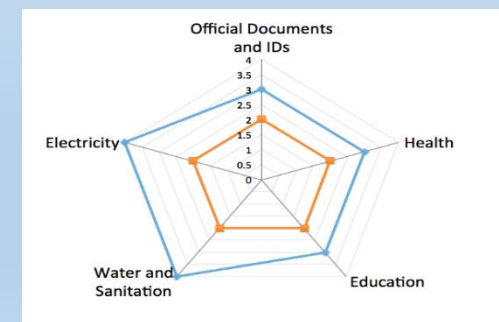
State of Local Governance



Local Governance: Assessment vs. Public



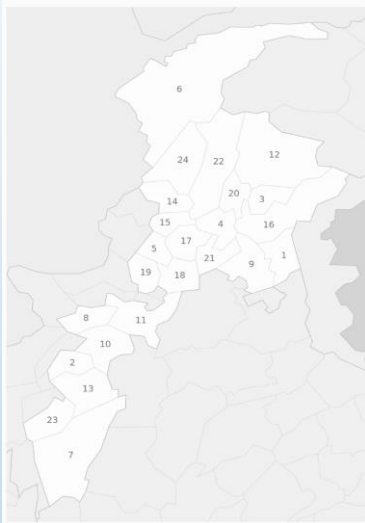
Awareness/Knowledge/Participation



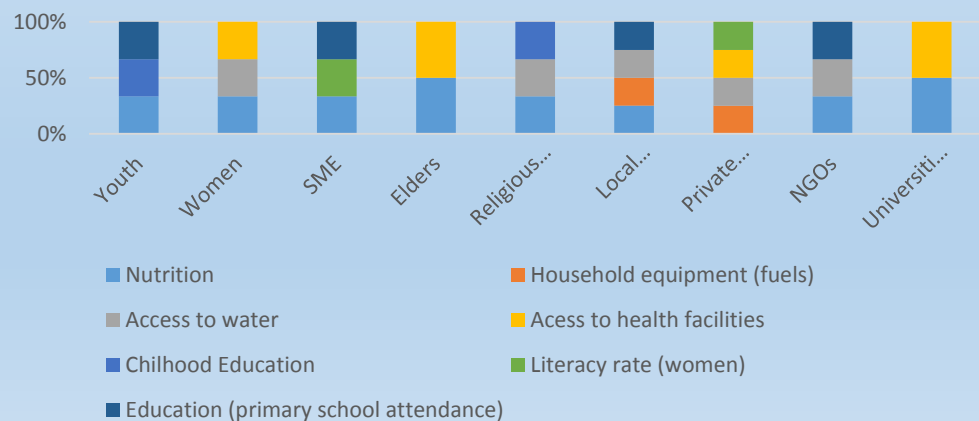
Quality of Service

Pakistan - Khyber Pakhtunkhwa - CHITRAL District

Find your district



Results from FGDs



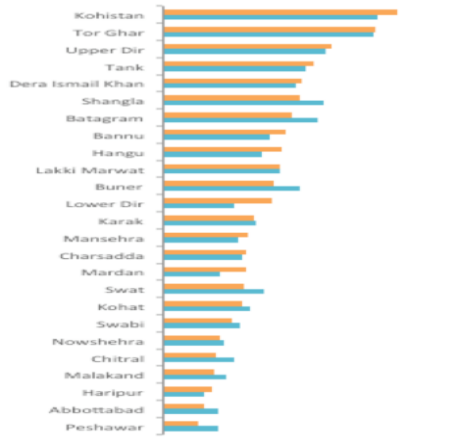
Pakistan - Khyber Pakhtunkhwa

Find your province

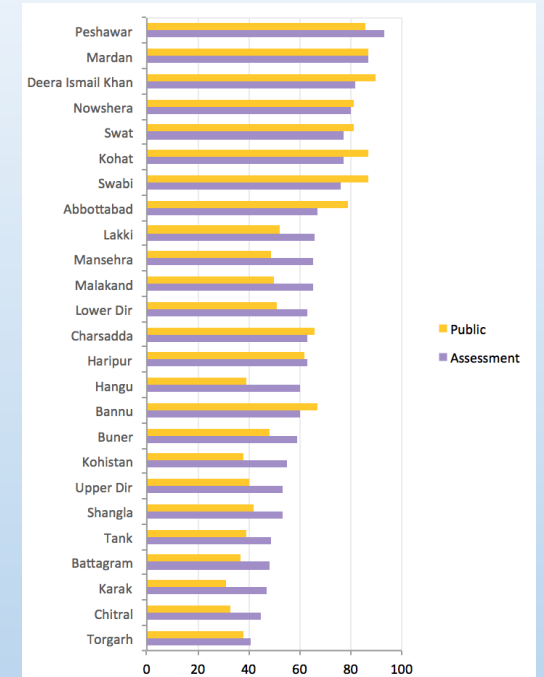
Socioeconomics



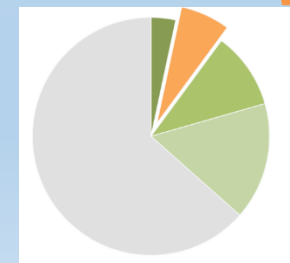
Budget & Expenditure By District



Local Governance Assessment vs. Public



Budget Distribution by Sector

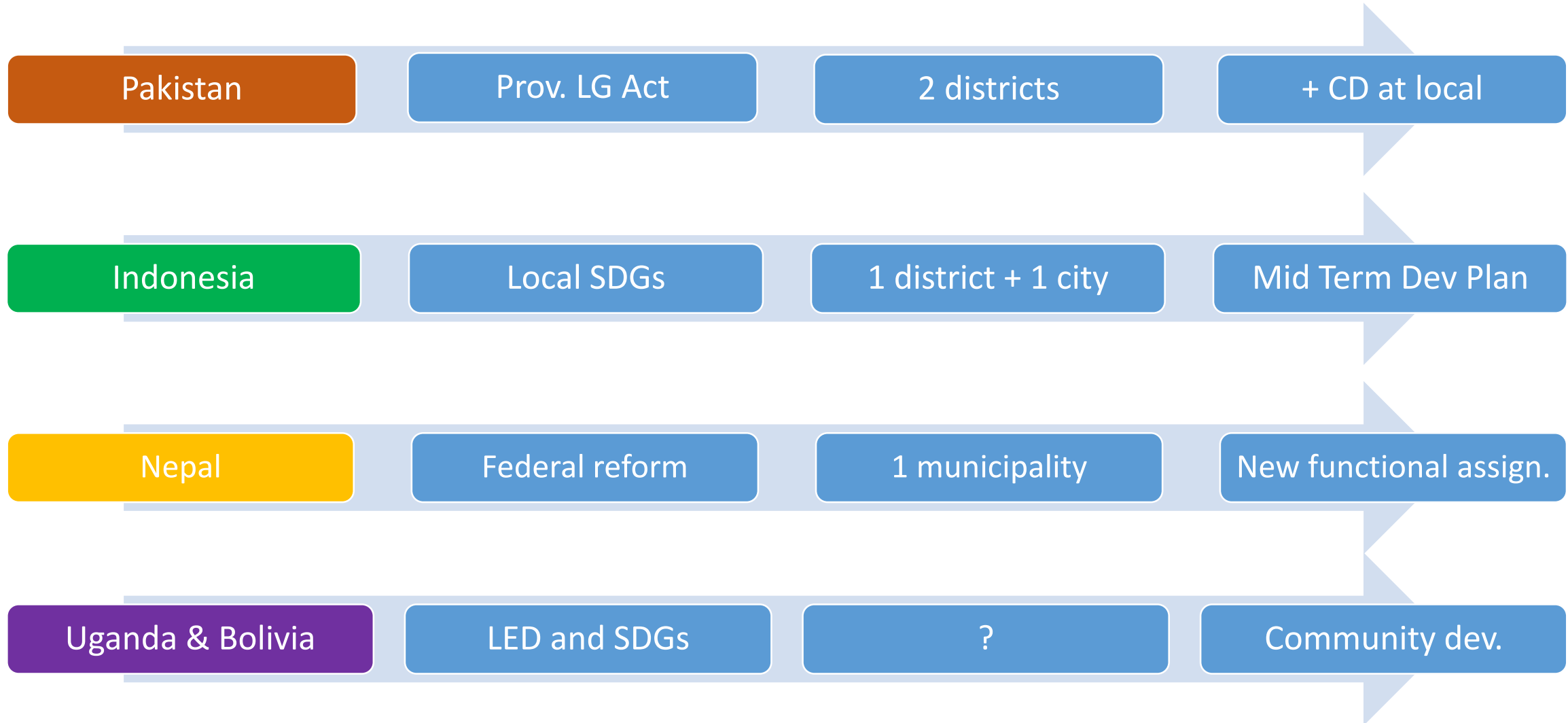


2004/05 2006/07 2008/09 2010/11 2012/13 2014/15

Supporting Implementation...



Pilots from 2016 (as of Sep)



Using the Dashboard

Local Governance Assessment

Part I: Local Governance Environment



Using an additive index, we created an overall score for each district. Higher scores denote political, administrative, and fiscal environments that are more inclusive, more transparent, and more effective.

Target Areas



Index Scores



Part II: Capacity Assessment



Using an additive index, we created an overall score for each district. Higher scores denote greater capacities (from planning to implementation to monitoring) and greater public participation.

Level of Engagement



Index Scores



Thank you.

The design has started. Let us know,

- How can we improve the tool (focus, content, methodology, etc.)?
- Are you ready to be part of the design, development and/or testing?

DIAGNOSTIC LOCAL
D G A L
G L