

*The views expressed in this presentation are the views of the author/s and do not necessarily reflect the views or policies of the Asian Development Bank, or its Board of Governors, or the governments they represent. ADB does not guarantee the accuracy of the data included in this presentation and accepts no responsibility for any consequence of their use. The countries listed in this presentation do not imply any view on ADB's part as to sovereignty or independent status or necessarily conform to ADB's terminology.*

# 7 Development Myths

**Vinod Thomas**  
Director General

16 June 2016

Independent  
Evaluation



# What is a myth?



*"I like to think we aren't so much anti-science as we are pro-myth."*

# Development myths

1. ADB projects lag competitors in success
2. Simple is always better
3. Private sector is just for profit-making
4. Implementation is (almost) everything
5. Gender work is mainly for soft sectors
6. Knowledge is less important in LICs
7. Environmental efforts detract from social inclusion



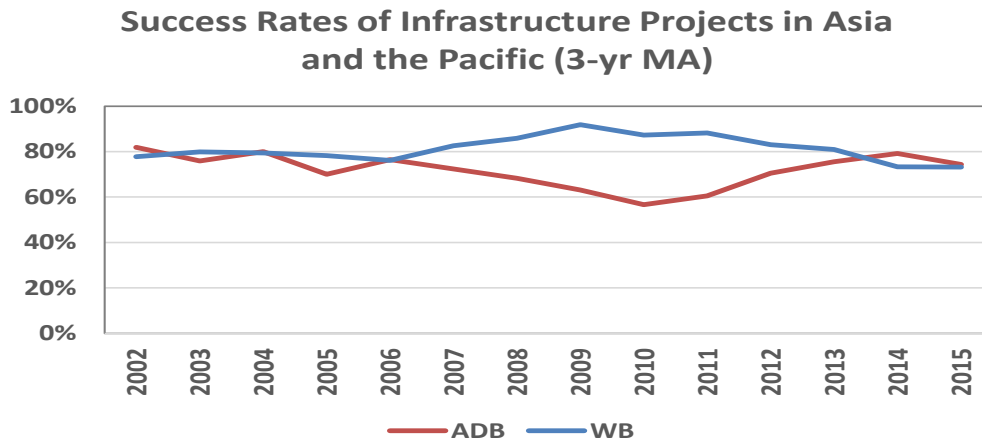
# 1 ADB projects lag competitors in success

Also said:

Evaluation of ADB is getting tougher

Evidence

An example:



- Asia and the Pacific
- Infrastructure: ICT, water and urban, energy, transport
- WB energy sector includes mining, WB rating excludes sustainability

Takeaway

Evaluation of ADB projects is getting more favorable

## 2 Simple is always better

Also said:

Any complexity weakens results because of coordination problems and weak country capacity

Evidence

### Category A vs B

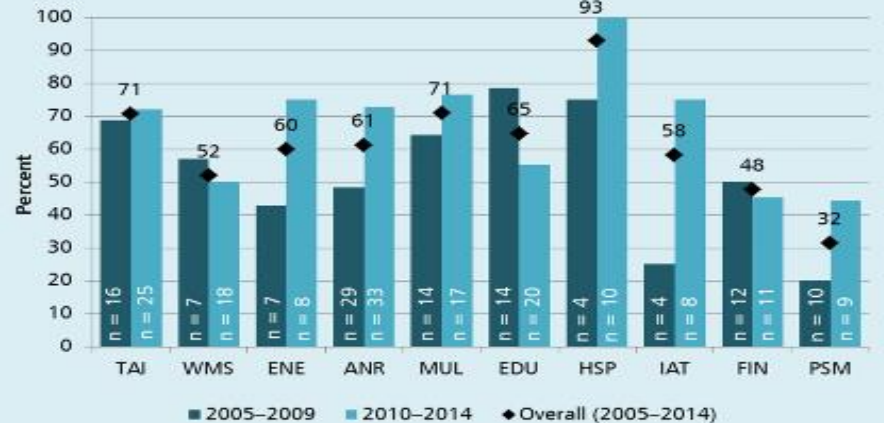
#### Success Rates by Environmental Safeguard Category

	A	B	C
Success Rate	84%	62%	57%
Number of Projects Rated	64	263	166

Source: Asian Development Bank Independent Evaluation Department.

### Success Rates

Figure 10: Success Rates of ADF-Financed Projects by Sector, PCR Calendar Year 2005–2014

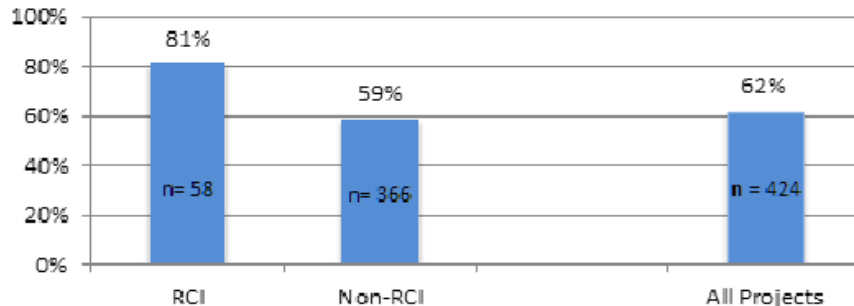


# 2 Simple is always better

## Evidence

### RCI

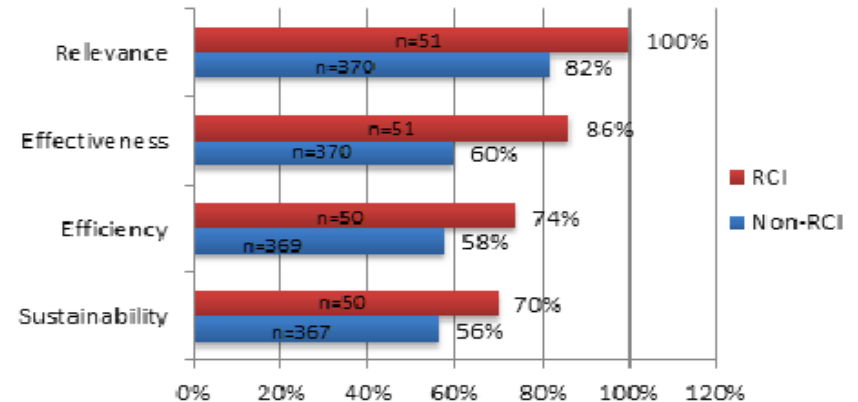
Percentage of Successful Projects



n = number of projects evaluated

Source: Project performance evaluation reports, project validation reports (PVRs), and project performance audit reports of RCI projects.

Percentage of Successful Projects by Evaluation Criteria



## Takeaway

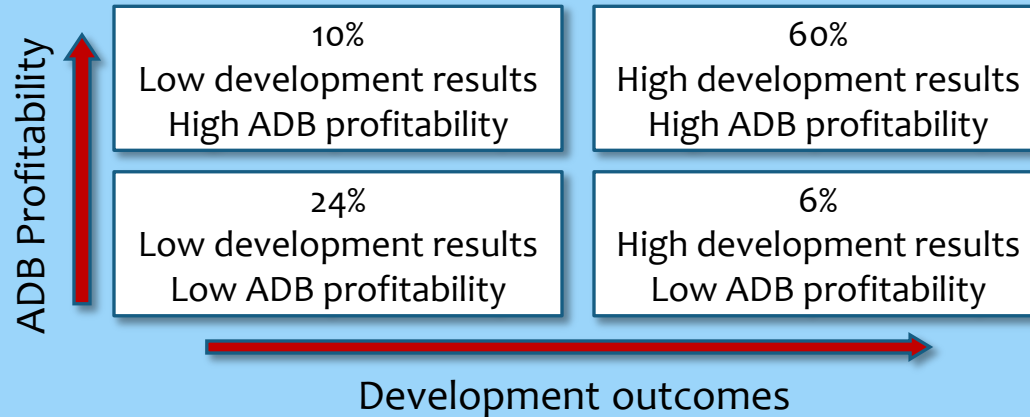
Good complexity, like good cholesterol, can help

# 3 Private sector is just for profit-making

Also said:

Profitability is hurt by socio and environment work  
Development impact is a luxury in early stages

Evidence



Takeaway

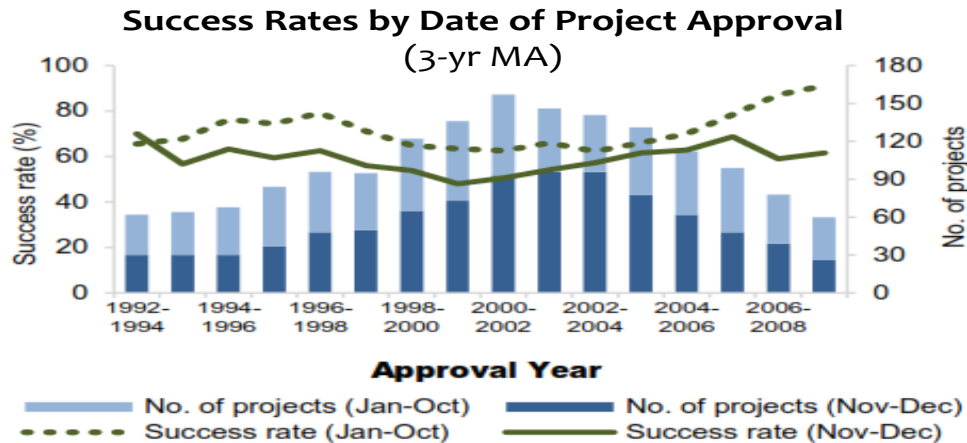
Private profitability and development impact can go together

# 4 Implementation is (almost) everything

Also said:

Country conditions dominate and quality at entry doesn't matter

Indirect Evidence



Takeaway

Both project design and implementation are important

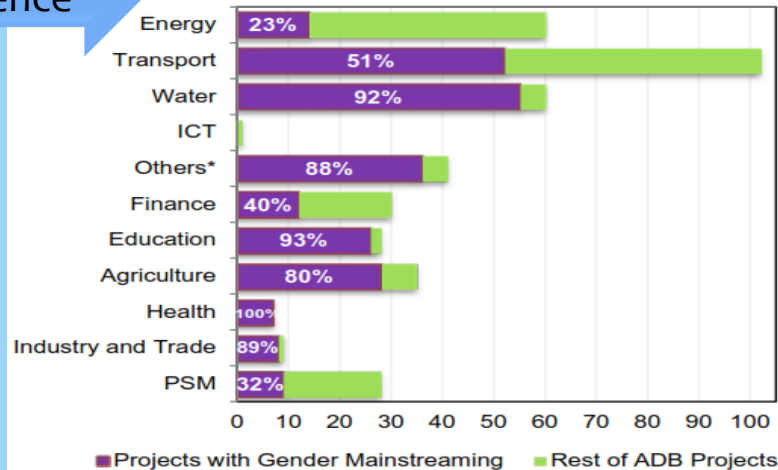
# 5 Gender work is mainly for soft sectors

Also said:

Gender is difficult to integrate in hard sectors

Evidence

**Gender Mainstreaming in Sectors:  
Data at 3-year averages (2013-2015)**



## Rural Roads Improvement Project in Cambodia (2011)

### Outputs

- Recruitment of women
- Women's participation

### Impact

- Maternity mortality rate
- Rural girls' secondary enrollment rate



Takeaway

Outcome-based indicators are key to promoting gender equality

# 6 Knowledge is less important in LICs

Also said:

LICs demand knowledge less than MICs

Evidence

- \* Studies for Agriculture and Rural Statistics (2016)
  - \* Countries as diverse as Bhutan, Lao PDR, Philippines, Viet Nam
  - \* High impact for statistical systems that are still maturing
- \* Urban Project in Bangladesh (2012)
  - \* Community-driven development knowledge sharing
  - \* “... What has made the project a beauty are governance improvement, citizen participation and sustainability.”



Takeaway

Invest in knowledge in poor countries as much as in MICs

## 7 Environmental efforts

## Also said:

The environment is a low priority when resources are tight

## Evidence

## Number of threatened species (2012)

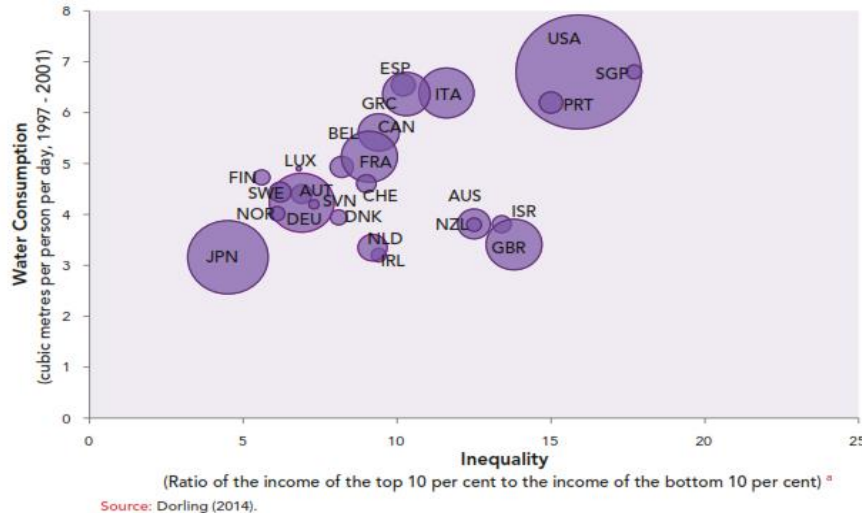
## Biodiversity and inequality



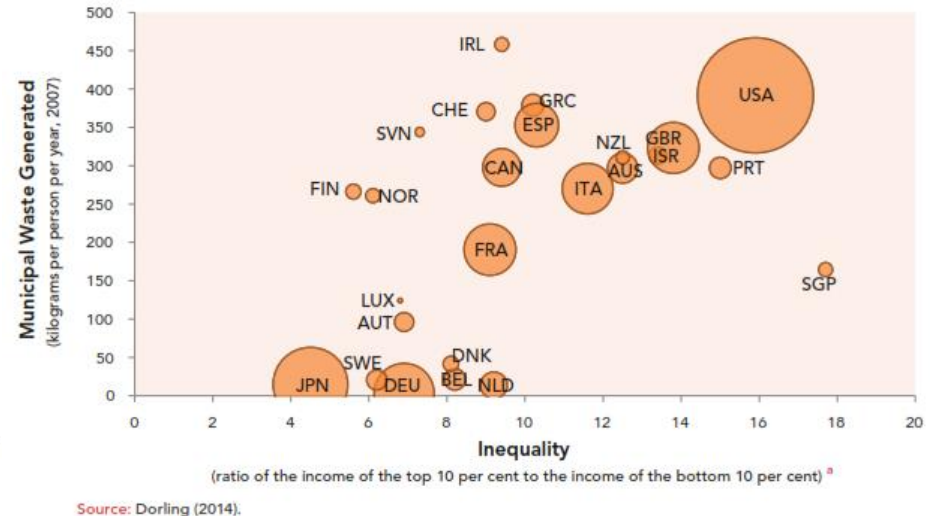
# 7 Environmental efforts detract from social inclusion

## Evidence

### Inequality and water consumption, 1997-2001



### Inequality and municipal waste, 2007



## Takeaway



ADB is well-positioned to address environment and inclusion

# Seven takeaways

1. Evaluation of ADB projects is getting more favorable
2. Good complexity, like good cholesterol, can help
3. Private profitability and development impact can go together
4. Both project design and implementation are important
5. Outcome-based indicators are key to promoting gender equality
6. Invest in knowledge in poor countries as much as in MICs
7. ADB is well-positioned to address environment and inclusion



# Thank you!



Amith Mandavilli

*"I am not Amith. I am a legend."*

# Thank you!

Download

ds:



Global Increase in Climate-Related Disasters:

<http://www.adb.org/documents/global-increase-climate-related-disasters>



Evaluation Documents:

<http://www.adb.org/site/evaluation/evaluation-documents-type>



[evaluation@adb.org](mailto:evaluation@adb.org)



[www.adb.org/evaluation](http://www.adb.org/evaluation)



<https://www.facebook.com/adbevaluation>



<https://twitter.com/adbevaluation>



<http://www.youtube.com/evaluationatadb>



<http://www.scribd.com/adbevaluation/>



<http://www.soundcloud.com/adbevaluation/>

Follow

Us: