

勿忘昨天 无愧今天 不负明天

Not to forget yesterday, worthy of today and live tomorrow

“数”说

E

夹马口

numerate the Jiamakou

(2002—2012)

用数字量化工作

Quantify the workload

用表格分析问题

Analyse the questions with the table

用图形表达趋势

Express trend with the figure

This is not an ADB material. The views expressed in this document are the views of the author/s and/or their organizations and do not necessarily reflect the views or policies of the Asian Development Bank, or its Board of Governors, or the governments they represent. ADB does not guarantee the accuracy and/or completeness of the material's contents, and accepts no responsibility for any direct or indirect consequence of their use or reliance, whether wholly or partially. Please feel free to contact the authors directly should you have queries.

山西省运城市夹马口引黄管理局

Jiamakou Yellow River Diversion Administration Bureau

Yuncheng City, Shanxi Province, China

2002 2003 2004 2005 2006 2007 2008 2009 2010 2011 2012



行政科室宏观调控，经营实体
独立核算，服务部门全方位服务。

Marco regulation of administrative agency,
separate accounting and self sufficient in
finance of business entities and compre-
hensive services of logistic agency.

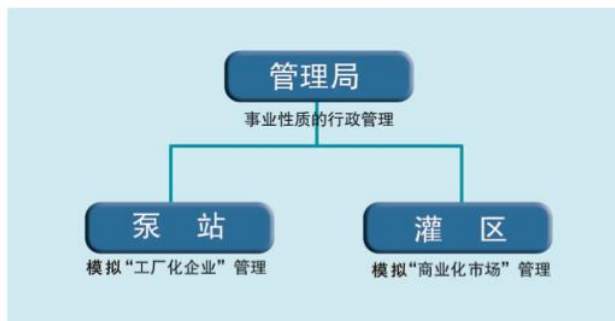


图 1-2 模拟“事企”分开的管理体制
The separation of “institution” and “enterprise”

模拟法人“主体化”

独立核算“企业化”

层层买卖“市场化”

规范服务“公开化”

Simulated legal person responsibility system
Independent accounting enterprise model
The formation of water deal market grade by grade
Open and mormative service

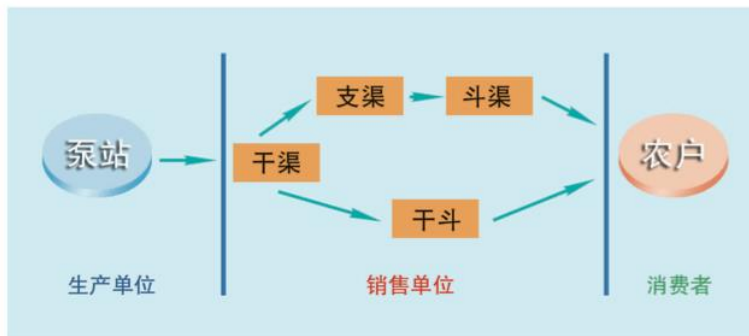


图 1-3 模拟“市场化”的运营机制
Simulating Enterprise Operation Mode



创建“环保、文明、富裕、现代化”灌区

Establish a civilized prosperous modernized irrigated environmental protection.



总结经验, 创新理念, 不断提高灌区管理水平。



学术著作及文化载体
Academic works and cultural carrier



职工警示教育学习 Staff warning education



公安水政安全检查
The public security administration security check

表 7—3 灌区学习交流情况

The situation of learning exchange on irrigation systems

年 度 The year	领导灌区调研 Leadership irrigation system research		同行经验交流 Counterparts experience exchange		职工外出学习(培训) Staff goes out to study	
	次 数 The number of times	人 数 The number of people	次 数 The number of times	人 数 The number of people	次 数 The number of times	人 数 The number of people
2002	10	66	5	58	1	27
2003	3	12	1	5	1	2
2004	9	74	2	66	3	4
2005	7	147	1	30	2	3
2006	9	94	1	19	5	49
2007	11	72	6	64	2	8
2008	21	165	3	41	3	31
2009	8	22	2	14	2	48
2010	9	60	3	37	1	80
2011	11	137	5	44	1	32
2012	3	14	8	112	3	20
合 计 In total	101	863	37	490	24	304

表 8—4 灌区农民收入调查

Survey District peasant income

年 度 The year	农民年人均纯收入(元) Per capita net income of farmers
2002	5040
2003	5536
2004	4679
2005	5652
2006	6636
2007	7498
2008	4380
2009	5956
2010	9513
2011	13831
2012	14102

※以上数据为灌区随机抽样 100 户农民调查结果。

图 8-8 正式职工收入情况

The annual income for regular staff

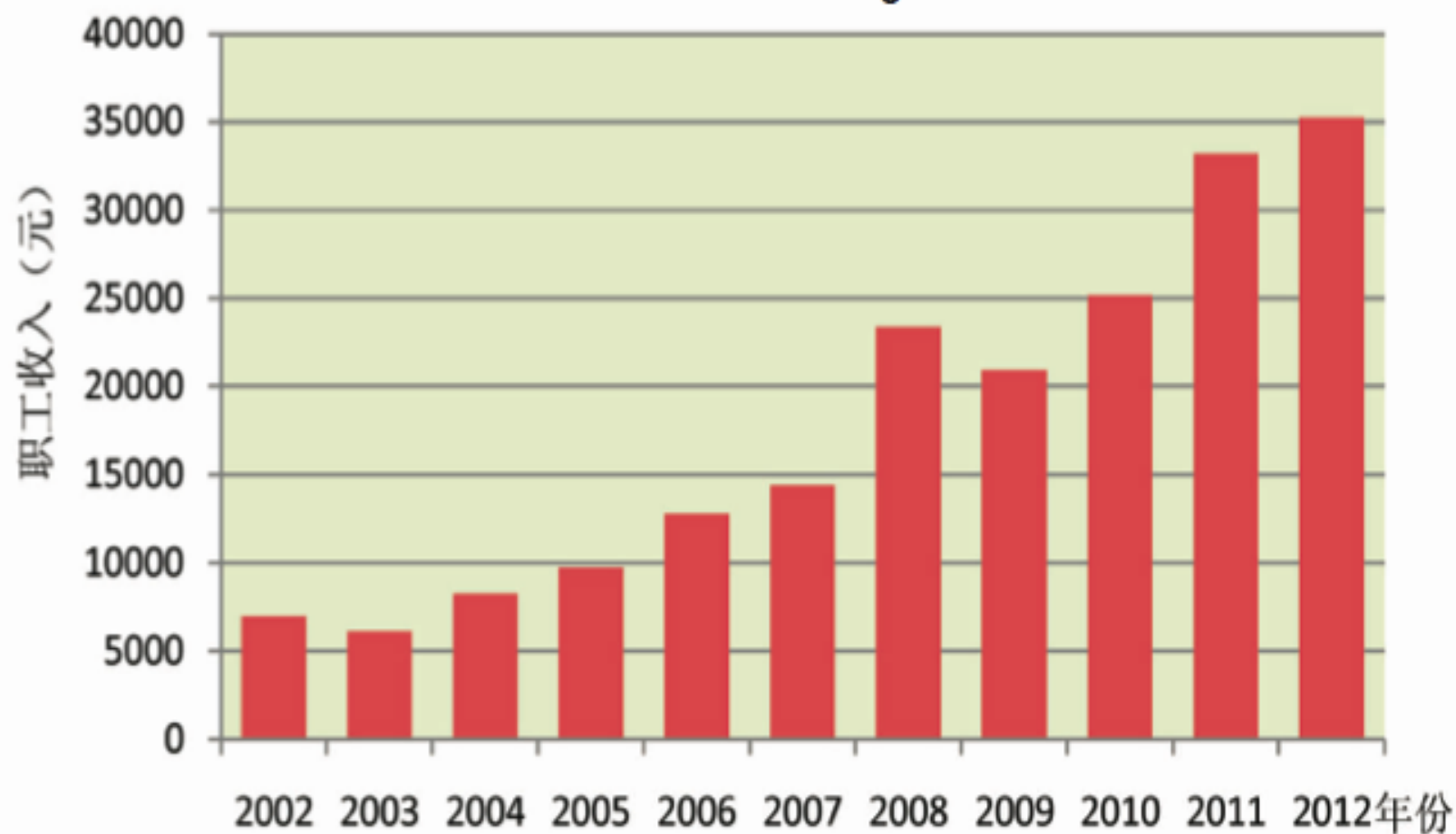


表 8-7 职工收入统计

表 8—9 2002 - 2012 年人员结构及变化

The trend of staff composition (2002 - 2012)

年 度 The year	正 式 职 工 The regular staff										临时 人员 Temporary staff	退休 人员 The retired staff	总人数 The total number
	专业技术人员 Professionals				技术工人 Technical Worker					合计 In total			
	高级 Senior	中级 Middle- level	初级及 其他 Junior workers	小计 Sub- total	技师 Technician	高级工 Senior Workers	中级工 Middle- level Workers	初级及 其他 Junior workers	小计 Sub- total				
2002	4	6	74	84	8	30	20	175	233	317	96	58	471
2003	4	8	73	85	10	32	22	173	237	322	100	65	487
2004	5	10	73	88	10	35	26	164	235	323	129	75	527
2005	5	10	80	95	12	45	28	150	235	330	130	84	544
2006	6	12	96	114	12	47	30	138	227	341	130	91	562
2007	7	10	97	114	12	45	29	130	216	330	132	102	564
2008	7	10	97	114	14	60	45	91	210	324	216	109	649
2009	7	17	89	113	14	57	63	71	205	318	235	112	665
2010	7	16	109	132	14	52	64	71	201	333	226	119	678
2011	7	16	120	143	21	46	55	70	192	335	242	124	701
2012	7	16	135	158	18	41	55	70	184	342	246	132	720

广泛交流,博采众长,打造优秀团队



联合国粮农组织(FAO)在灌区测评

The United Nations Food and Agriculture Organization
(FAO)in irrigation evaluation



In 2009 to participate in the China water-saving agriculture and the high-level forum on national food security

