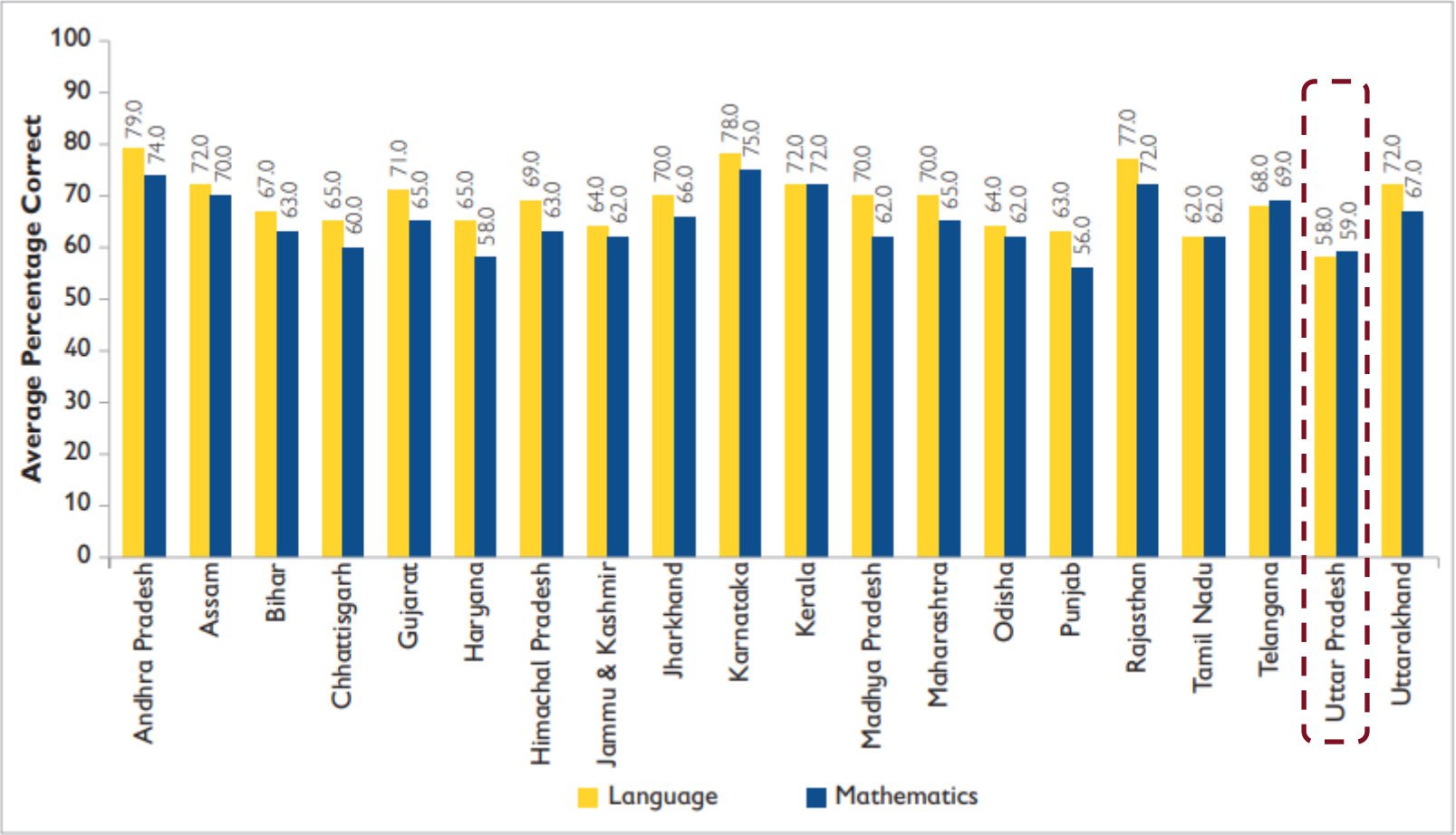


Case Study: NIPUN Bharat Mission in Uttar Pradesh

This is not an ADB material. The views expressed in this document are the views of the author/s and/or their organizations and do not necessarily reflect the views or policies of the Asian Development Bank, or its Board of Governors, or the governments they represent. ADB does not guarantee the accuracy and/or completeness of the material's contents, and accepts no responsibility for any direct or indirect consequence of their use or reliance, whether wholly or partially. Please feel free to contact the authors directly should you have queries.

UP was the worst performer on FLN outcomes among major states in 2018

Performance in NAS 2018



UP was the worst performer among 20 major states

Performance in ASER 2018

19th




Rank in Language proficiency

25th

Rank in Maths proficiency

ASER rankings are out of 28 states that participated in the study

Scale of primary education in Uttar Pradesh

State		<div>110,000</div> <div>Schools</div>	<div>400,000</div> <div>Teachers</div>	<div>3 million</div> <div>Students</div>
District	 <div>75 Districts</div>	<div>Administrative Cadre</div> <div>75 District Education Officers</div>	<div>Academic Cadre</div> <div>225 District Mentors</div>	
Block	 <div>880 Blocks</div>	<div>880 Block Education Officers</div>	<div>~4400 Block Mentors</div>	

NIPUN Bharat – Approach

Goal: To ensure all government school students in grades 1-2 in UP become FLN competent by March 2026



NIPUN Lakshya – Goal and Role clarity



Inputs



Structured
Pedagogy



Teacher
Training



Supportive
Supervision



Measurement



NIPUN Lakshya App



Motivation



NIPUN Ghoshna



**Review &
Monitoring**



Cascaded
data-backed
Reviews



Decentralized
NBMC
Dashboard



Vidya
Samiksha
Kendra

Communication



WhatsApp
Groups



NIPUN
Samwad



Physical
Workshops



Owning Outcomes



District Ownership



Driving KPIs

NIPUN Ghoshna Gamification



Schools take charge: Nominate themselves for NIPUN Vidyalaya



Sample of 12 students **assessed** by **DIET Trainees** on **NL App**



Schools with **80% students NIPUN** in each grade declared NIPUN



**NIPUN
Block**

80%
NIPUN Vidyalay



**NIPUN
State**

100%
NIPUN Districts



**NIPUN
Vidyalaya**

80%
students in all grades NIPUN



**NIPUN
District**

100%
NIPUN Blocks

NIPUN Bharat outcomes : 43% schools have already become NIPUN Vidyalay

AY 22-23 (all schools assessed)

1,05,799

Schools
Assessed

4,422

NIPUN
Schools

4%

% NIPUN
School*

AY 23-24 (district-nominated schools assessed)

68,352

Schools
Assessed

16,169

NIPUN
Schools

15%

% NIPUN
Schools*

AY 24-25 (self-nominated schools assessed)

64,668

Schools
Assessed

48,061










NIPUN
Schools

43%

% NIPUN
Schools*

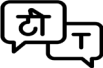





ASER 2024 results validate the progress seen in UP in FLN outcomes

FLN Performance in Uttar Pradesh's Government Schools in ASER 2024					
Grade	Subject	% Proficient Students 2024	State Rank 2024 (2018)	 In % Proficient Students over 2018	Delta State Rank
Grade 3	 Hindi	27.9 %	9 (19)	15.6 %	Rank 1 
	 Math	31.6 %	9 (25)	20.4 %	Rank 1 
Grade 5	 Hindi	50.5 %	12 (19)	14.3 %	Rank 2 
	 Math	31.8 %	8 (19)	14.8 %	Rank 1 

Delta State Rank is the rank based on increase in % proficient students over 2018

NAS 2024 also shows a significant delta in UP in early grades

FLN Performance in Uttar Pradesh's Government Schools in NAS 2024					
Grade	Subject	Average Percent Correct UP 2024 (2021)	Difference in UP in 2024 from 2021 (in % pts.)	National Average 2024 (2021)	Difference in UP and National Average 2024 (2021) (in % pts.)
Grade 3	 Language	74% (58%)	16%	64% (62%)	10% (-4%)
	 Mathematics	71% (54%)	17%	60% (57%)	11% (-3%)
Grade 5/6 5 in 2021 6 in 2024	 Language	58% (54%)	4%	57% (55%)	1% (-1%)
	 Mathematics	50% (44%)	6%	46% (44%)	4% (0%)