



# Urban Sector Group

15 September 2020

**Manoj Sharma**

Chief of Urban Sector Group  
Sustainable Development and  
Climate Change Department, ADB

# Overview of the presentation

- An Urbanizing Asia and the Pacific
- ADB's Strategy 2030, Livable Cities Operational Priority Plan, and the Post-COVID-19 New Normal
- ADB's Urban Sector Portfolio
- Opportunities in ADB's Urban Sector

# An Urbanizing Asia and the Pacific



## Urbanization

- From 20% in the 1950s to 48% in 2018, 55% by 2030
- Requires investments of \$1.7 trillion per year



## Housing

- 564 million (64%) of the world's slum dwellers



## Urban Water Supply and Wastewater Management

- 300 million people with no safe drinking water
- 80% of wastewater discharged without primary treatment
- 1.2 billion people lack access to basic sanitation



## Solid Waste Management

- 1.8 billion tons of municipal waste generated per year by 2025




## Climate Change and Disaster

- Cities consume about 60% to 80% of total energy supply
- 40% of natural disasters occur in the region.
- Home to 6 of 10 of the world's most vulnerable countries

# ADB STRATEGY 2030

## ADB's 2030 Vision

*“ADB’s vision is to achieve a **prosperous**, **inclusive**, **resilient**, and **sustainable** Asia and the Pacific, while sustaining its efforts to eradicate extreme poverty.”*



## How will ADB add value?



### FINANCE

Providing own financing while also mobilizing funds from other sources



### KNOWLEDGE

Focusing on practical value that fits local conditions, identify lessons, and replicate good practices



### PARTNERSHIPS

Promoting dialogue and collaboration among diverse partners and stakeholders

# ADB STRATEGY 2030 OPERATIONAL PRIORITIES

Poverty and Inequality	Gender	Climate, Environment, and DRM
<ul style="list-style-type: none"> <li>• Human development and social inclusion</li> <li>• Quality jobs</li> <li>• Education and training</li> <li>• Better health for all</li> <li>• Social protection for those in need</li> </ul>	<ul style="list-style-type: none"> <li>• Twin-track approach</li> <li>• Women's economic empowerment</li> <li>• Gender equality in human development</li> <li>• Gender equality in decision-making, leadership</li> <li>• Reduced time poverty of women</li> <li>• Women's resilience to external shocks</li> </ul>	<ul style="list-style-type: none"> <li>• Comprehensive approach to building climate and disaster resilience, and environmental sustainability</li> <li>• Increased support for inclusive, green, sustainable, and resilient infrastructure</li> <li>• Water-food-energy nexus</li> </ul>

← Cross-sectoral collaboration →

Livable Cities	Rural Development & Food Security Cities	Governance and Institutional Capacity	Regional Cooperation & Integration
<ul style="list-style-type: none"> <li>• Integrated solutions</li> <li>• Increased funding for cities</li> <li>• Inclusive and participatory urban planning</li> <li>• Climate resilience and disaster management</li> </ul>	<ul style="list-style-type: none"> <li>• Market connectivity and value chain linkages</li> <li>• Agricultural productivity and food security</li> <li>• Food safety</li> </ul>	<ul style="list-style-type: none"> <li>• Public management reforms</li> <li>• Strengthened service delivery</li> <li>• Institutional strengthening / capacity building</li> </ul>	<ul style="list-style-type: none"> <li>• Enhanced connectivity and competitiveness</li> <li>• Regional public goods</li> <li>• Cooperation in the financial sector</li> <li>• Strengthened subregional initiatives</li> </ul>

# ADB's Strategy 2030 and The Livable Cities Operational Priority


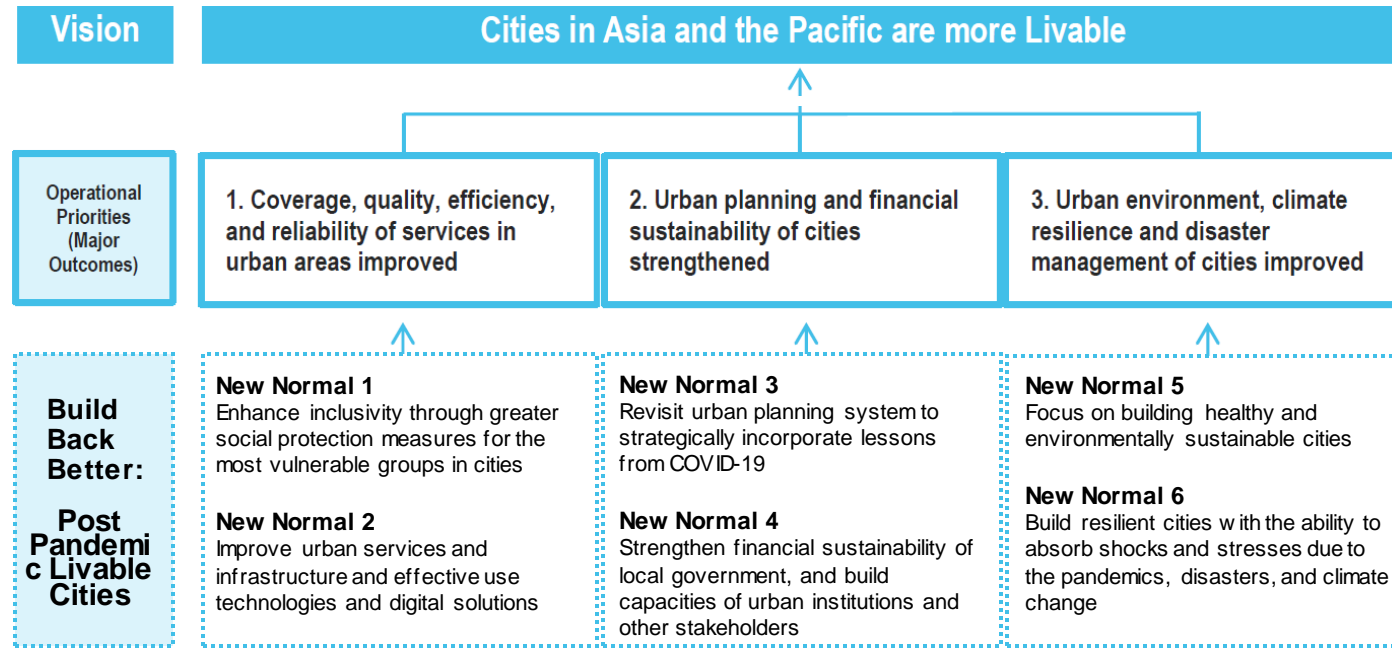


Strategy 2030 identified **“Making Cities More Livable”** as one of its seven operational priorities

## Key Outcomes

- Improve access, quality and reliability of services in urban areas
- Strengthen urban planning and financial sustainability of cities
- Improve urban environment, climate-resilience and disaster management of cities

# Making Cities More Livable: Post-COVID-19 Short and Medium Actions for the New Normal

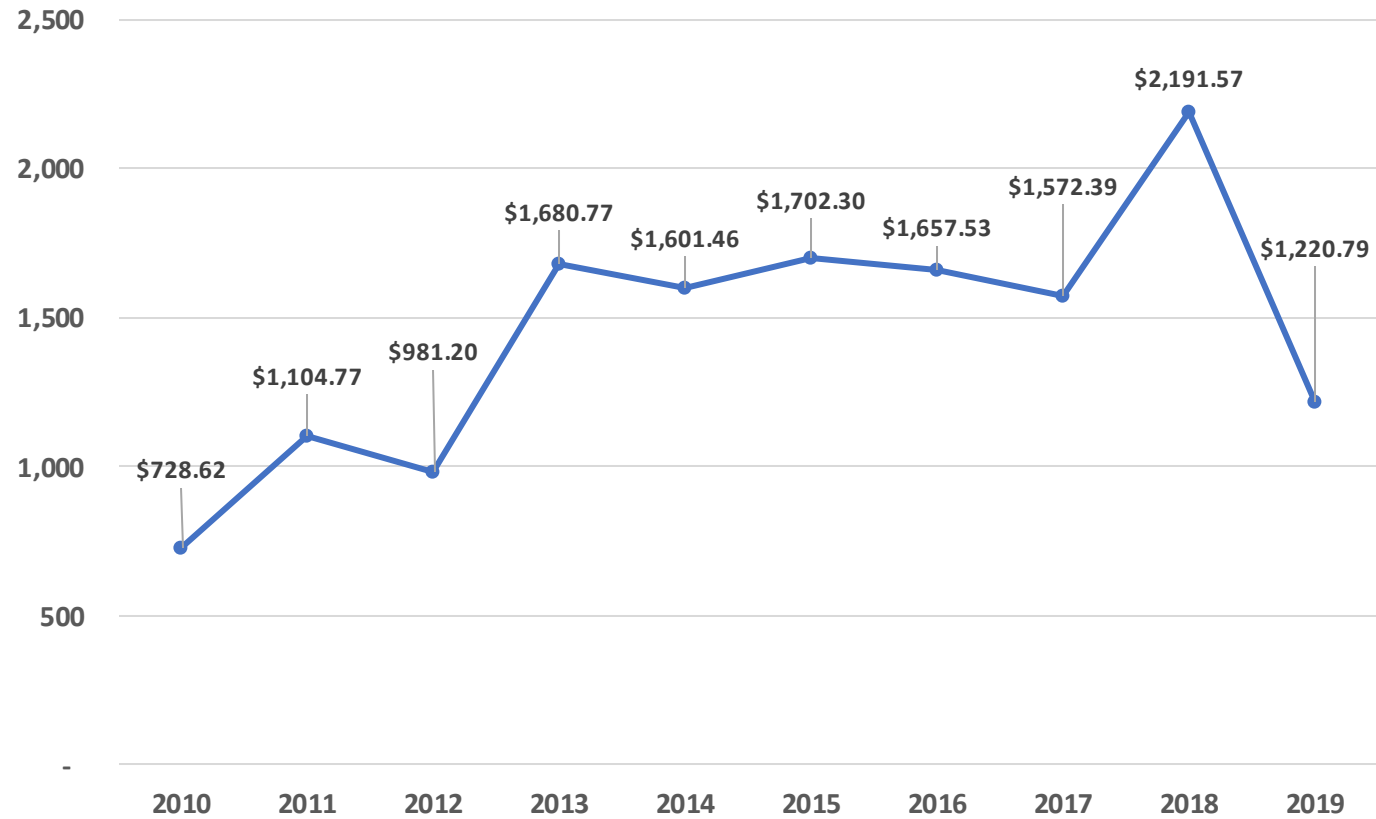


# Way Forward: Post-Pandemic Livable Cities and ADB's Portfolio

- ADB's project commitments in livable cities projects have a high potential to increase in the immediate and short-and medium-term
- Cities need to align “Immediate actions and emergency responses” to “Short- and medium-term measures” to maximize opportunities to ‘Build Back Better’
- Livable Cities projects will see a shift:
  - Integration in urban planning process strategically the lessons from COVID-19
  - Adoption of greater social protection measures for the most vulnerable groups
  - Improvement of urban environments including uninterrupted urban services
  - Measures to strengthen financial sustainability, financial inclusion, and building capacities of urban institutions and other stakeholders
  - Increased use of technologies and digital solutions in cities on all aspects of urban governance
- Cities can turn the crisis into an opportunity and work towards being more safe, healthy, inclusive, environmentally sustainable, and resilient during and after post-COVID-19
- ADB will continue to help cities understand their challenges and opportunities, and support their visions, plans, and road maps to become more livable

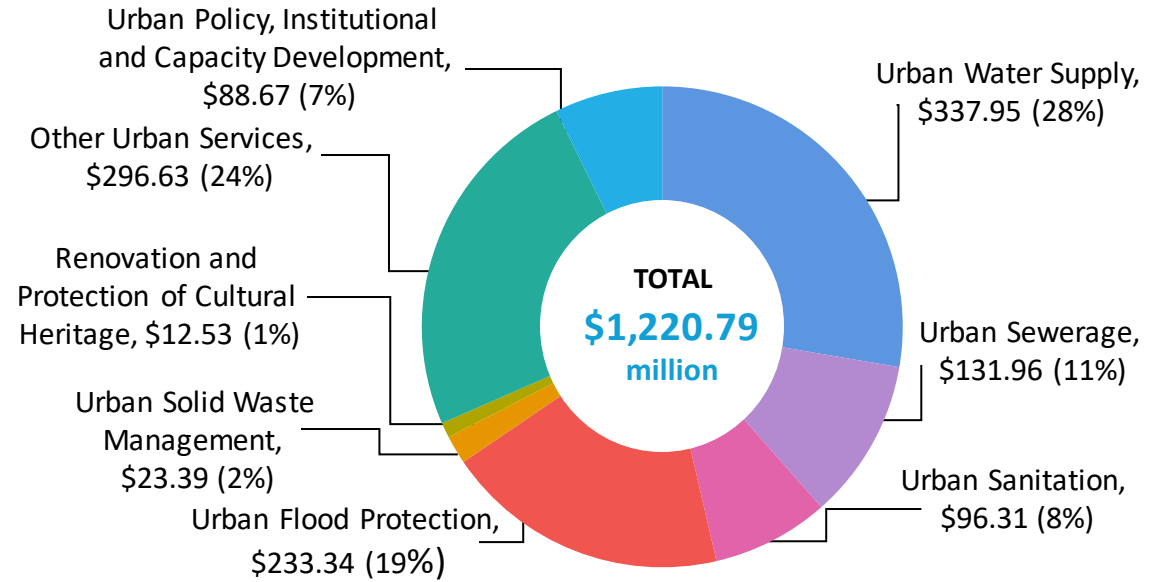


# Urban Projects: ADB's Annual Commitments 2010–2019 (Signed Loans and Grants)

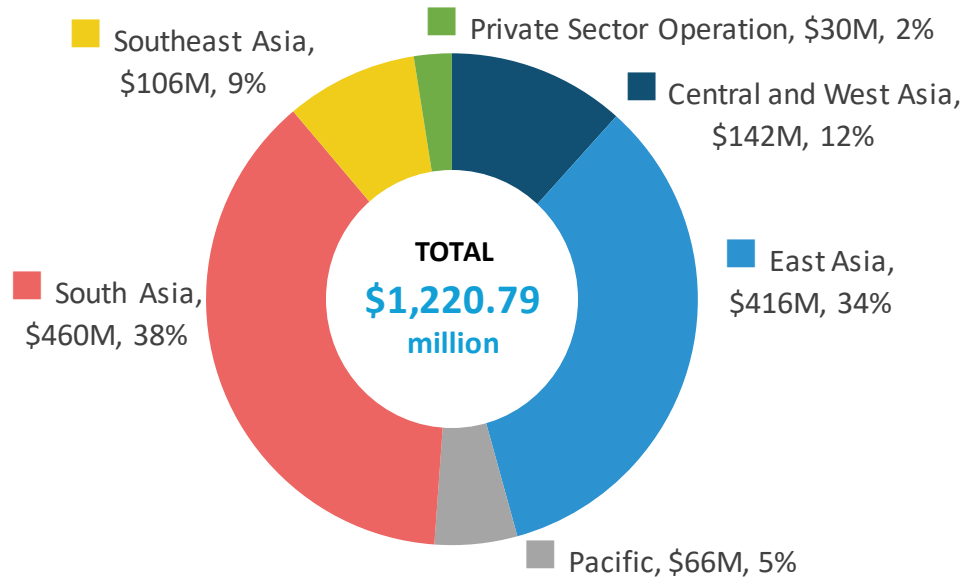


# 2019 ADB Urban Sector Portfolio

2019 USG Project Commitments by Subsector



2019 USG Project Commitments by Operations Department



# Business Opportunities in ADB's Urban Development Sector Projects

## Business Opportunities in ADB



- Transactional Technical Assistance (TRTA)
- Knowledge & Support Technical Assistance (KSTA)

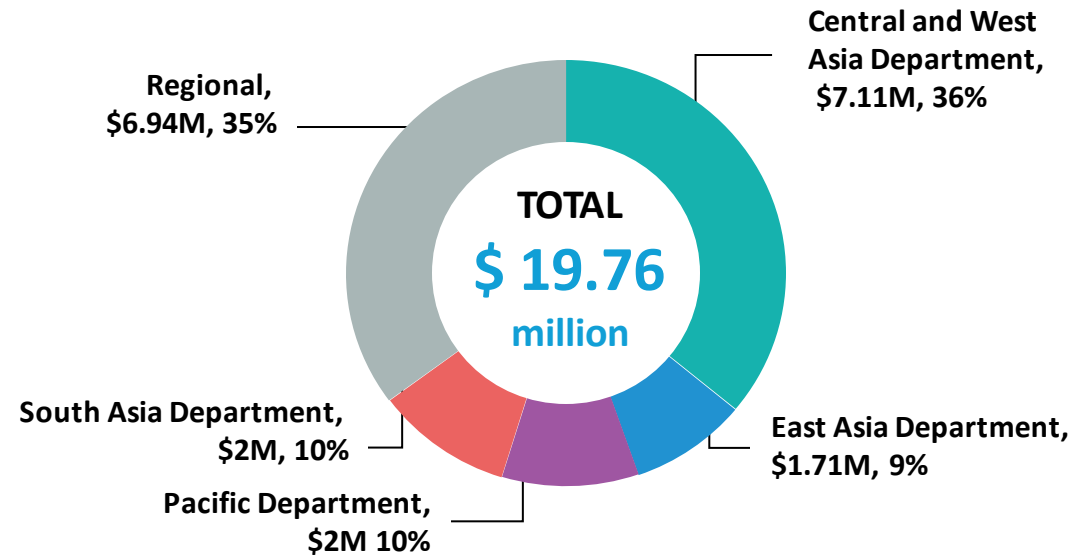
## Business Opportunities in Client Countries



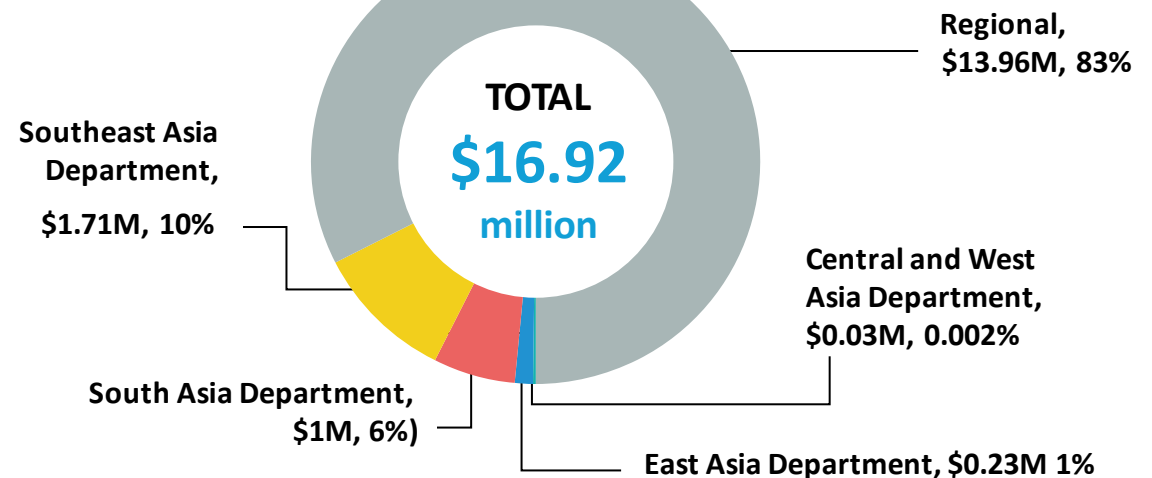
- Civil Works Contracting
- Supply of Equipment
- Consulting Services for Project Implementation
- Capacity Development

# Business Opportunities within ADB

## Consulting Services (2019) for Transactional Technical Assistance (TRTA)

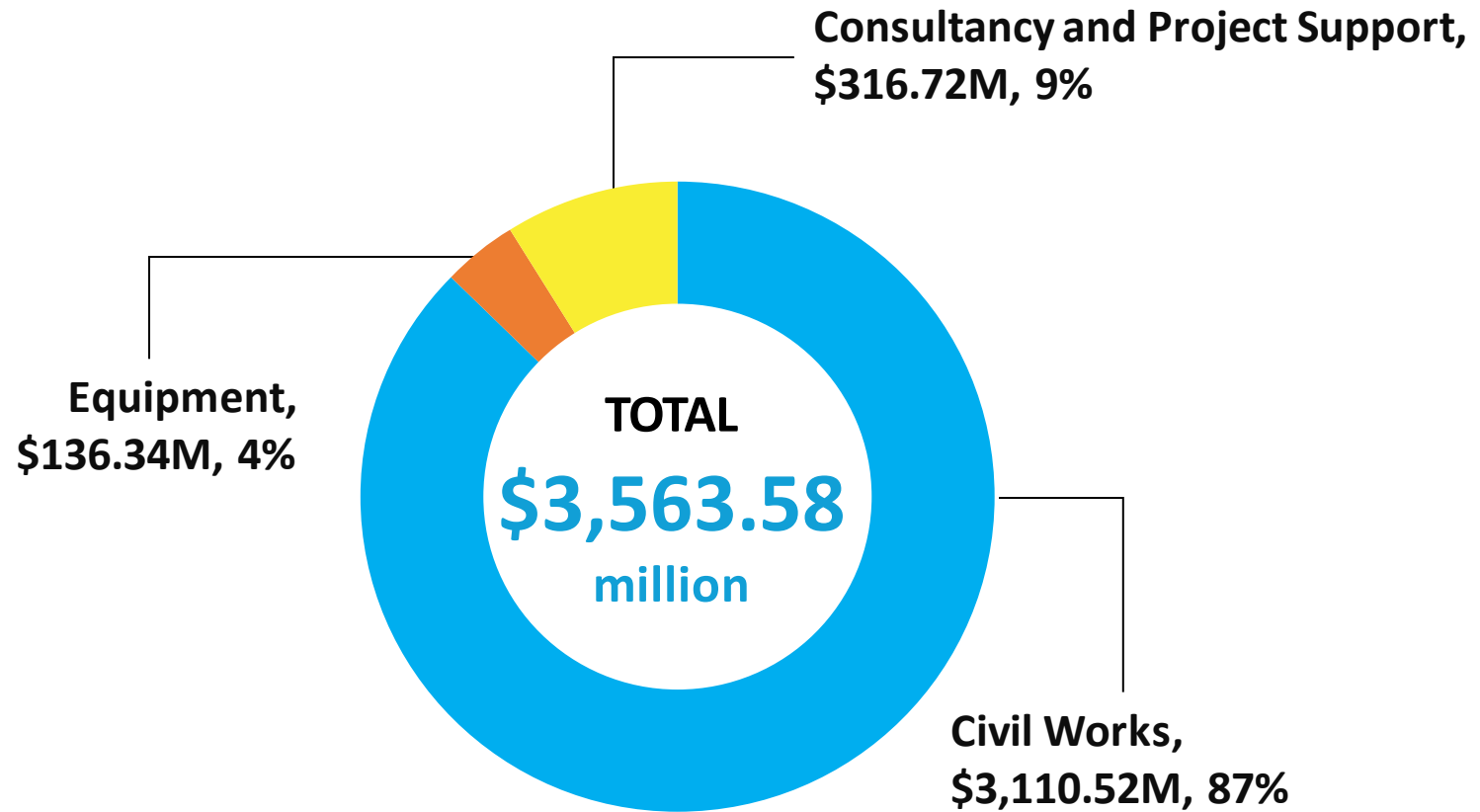


## Consulting Services (2019) for Knowledge and Support Technical Assistance (KSTA)



# Business Opportunities in DMCs

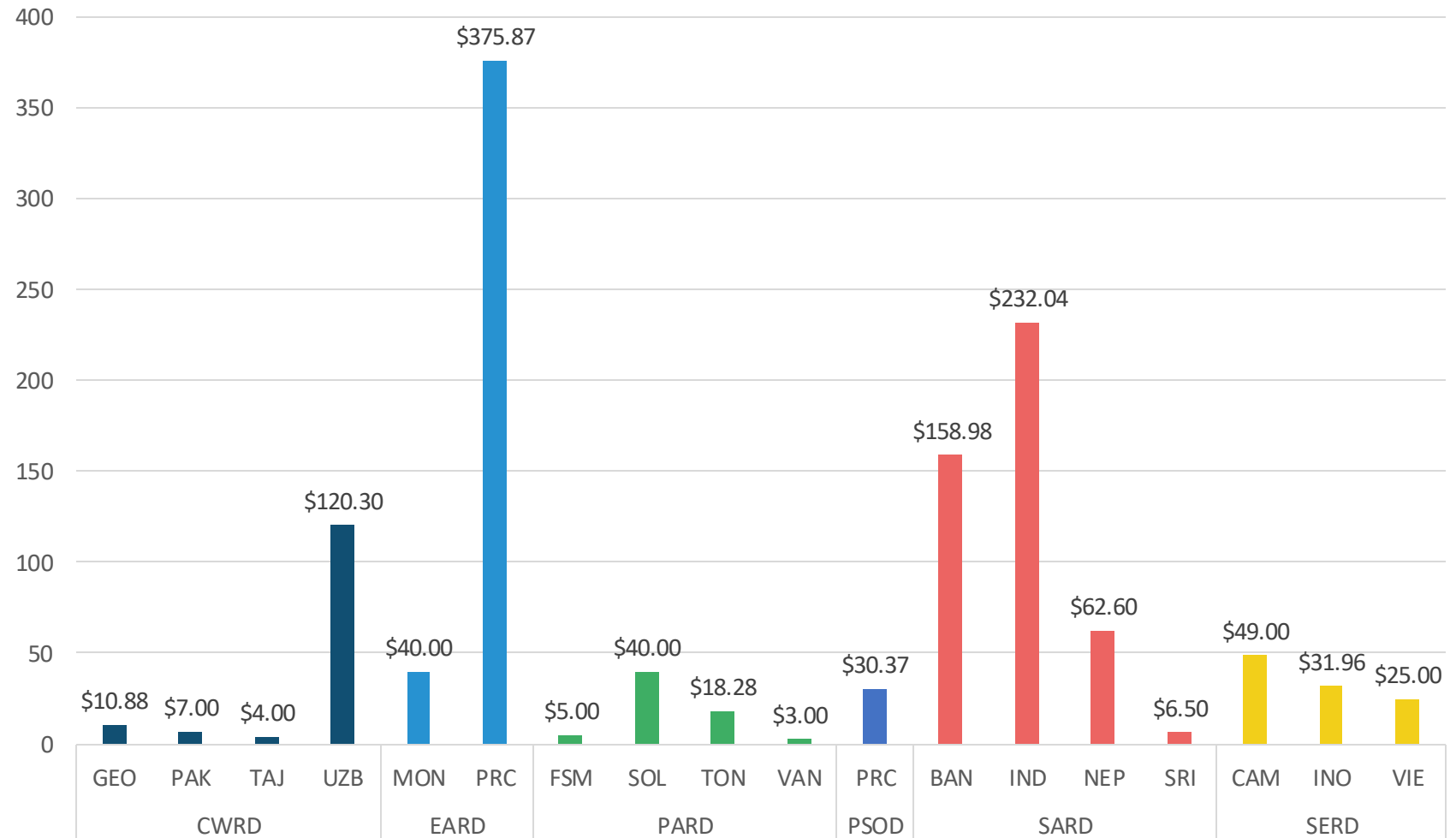
## Contracts for 2016-2019 Committed USG Projects



# 2019 Urban Sector Group Committed Pipeline

(Water and Other Urban Infrastructure and Services)

(in \$ Millions)



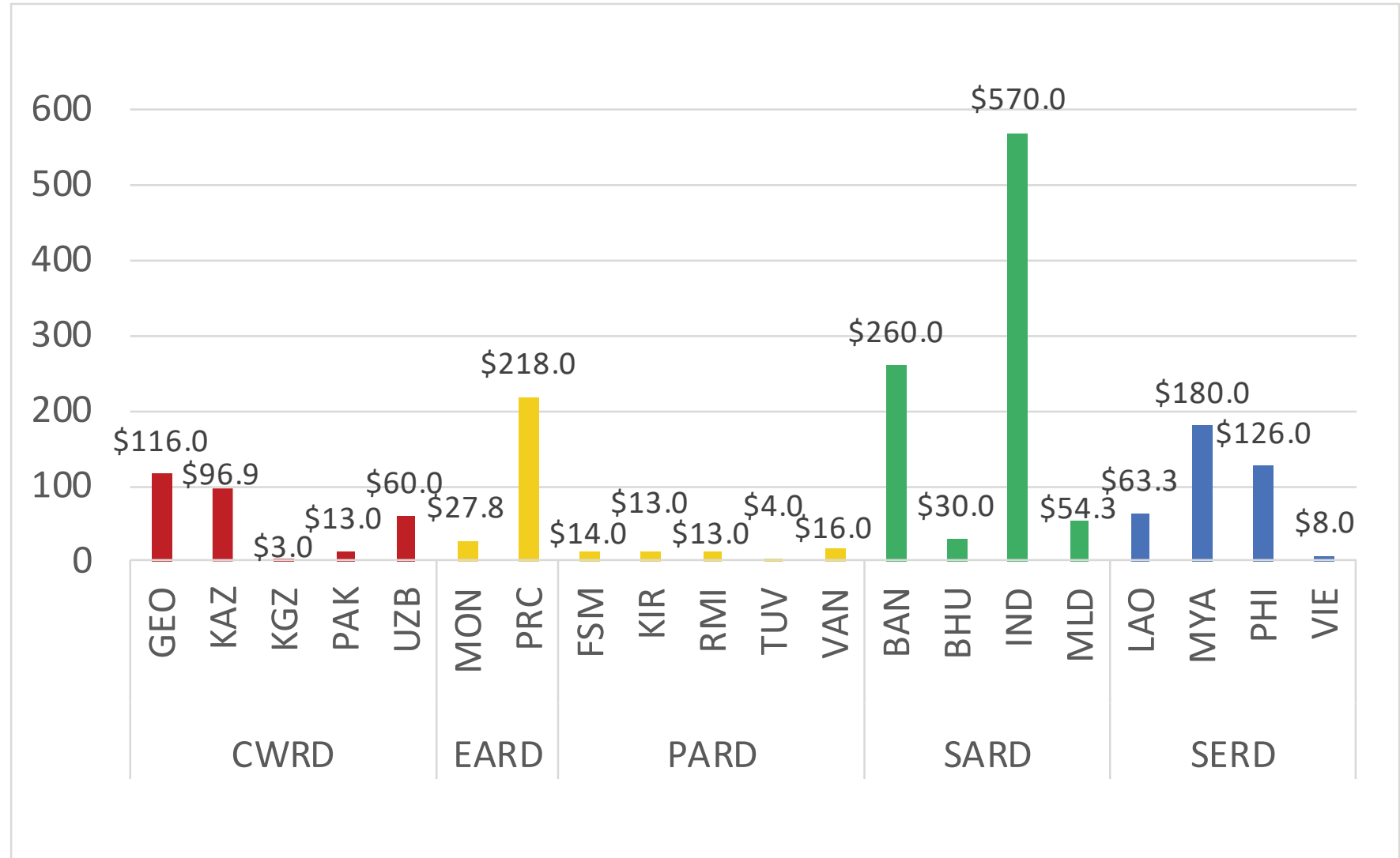
# 2019 Urban Sector Group Committed Pipeline

Department	Approval No.	DMC	Project Title	WUS Component (\$ million)
CWRD	3782	UZB	Second Tashkent Province Water Supply Development Project	105.30
	6015/6016	PAK	Khyber Pakhtunkhwa Cities Improvement Projects - Project Readiness Financing	7.00
	6020	UZB	Urban Services Projects	15.00
	6024	GEO	Livable Cities Investment Program	10.88
	6022	TAJ	Tourism Development Project	4.00
EARD	3759	PRC	Yunnan Lincang Border Economic Cooperation Zone Development Project	200.00
	3766	PRC	Sichuan Ziyang Inclusive Green Development Project	175.87
	3880/9888	MON	Ulaanbaatar Air Quality Improvement Program (PBL) Phase 2	40.00
PARD	0651	TON	Integrated Urban Resilience Sector Project	18.28
	3826/0662	SOL	Urban Water Supply and Sanitation Sector Project	37.00
	6014	SOL	Urban Water Supply and Sanitation Sector Project - Project Readiness Financing	3.00
	6025	VAN	Luganville Urban Water Supply and Sanitation Project (Project Readiness Financing)	3.00
	6026	FSM	Preparing the Chuuk Water Supply and Sanitation Project	5.00
SARD	3624	IND	Assam Urban Infrastructure Investment Program - Tranche 2	26.04
	3808/3809	BAN	Second City Region Development	147.98
	3706	SRI	Urban Project Preparatory Facility	6.50
	3862	IND	Tamil Nadu Urban Flagship Investment Program-Tranche 2	206.00
	3816	NEP	Bagmati River Improvement Project - Additional Financing	62.60
SERD	6019	BAN	Urban Infrastructure Improvement Preparatory Facility	11.00
	3832/3833/670	CAM	Third Rural Water Supply and Sanitation Service Sector Development Program (Project)	49.00
	3757	VIE	Second GMS Tourism Infrastructure for Inclusive Growth Project	25.00
PSOD	3792/3793	INO	Emergency Assistance for Rehabilitation and Reconstruction	31.96
	3811	PRC	Industrial and Municipal Wastewater Treatment Project	30.37

**Total: \$1,220.79 M**

# 2020 Urban Sector Group Proposed Pipeline (Water and Other Urban Infrastructure and Services)

(in \$ Millions)





# 2020 Urban Sector Group Proposed Pipeline (as of July 2020)

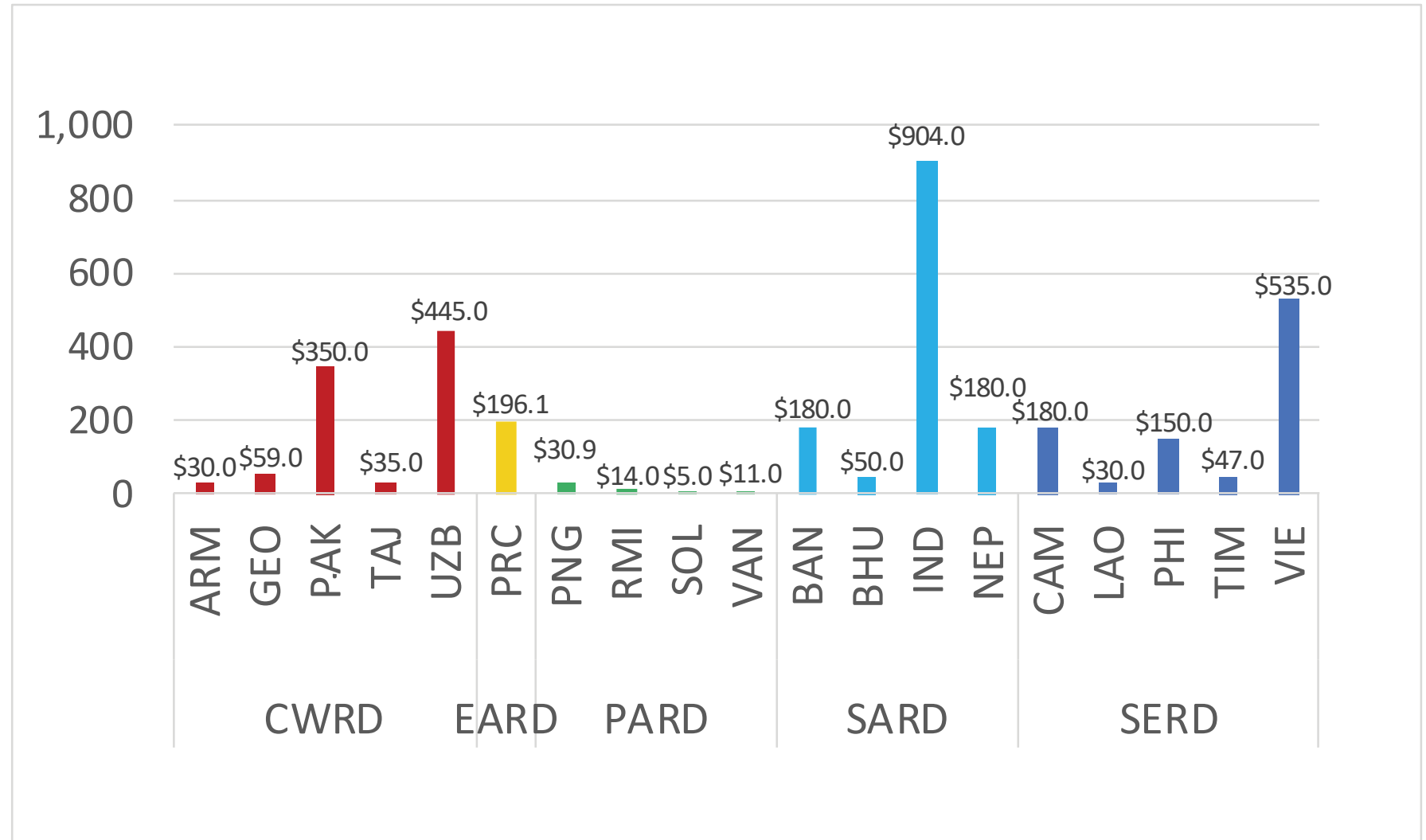
Department	Approval No.	DM C	Project Title	WUS Component (\$ million)
CWRD	3903	GEO	Sustainable Water Supply and Sanitation Sector Development Program (SDP)	116.00
		UZB	Sustainable Solid Waste Management Project	60.00
		KAZ	Urban Infrastructure Modernization Program - Wastewater Treatment Project	96.90
		PAK	Punjab Urban Development Projects	13.00
		KGZ	Osh-Plotina Water Treatment Plant Chlorine Neutralization Unit	0.50
		KGZ	Naryn Program Readiness	2.50
EARD	3946/3947	MO	Ulaanbaatar Urban Services and Ger Area Development Program (Tranche 3)	27.75
		PRC	Heilongjiang Green Urban and Economic Revitalization Project (additional financing)	75.00
		PRC	Jilin Yanji Low-Carbon Climate-Resilient Urban Development Project	61.00
		PRC	Xiangtan Low-Carbon City Transformation Sector Development Program	12.04
		PRC	Anhui Huangshan Xin'an River Ecological Protection and Green Development Project	45.00
		PRC	Henan Dengzhou Integrated River Restoration and Ecological Protection	25.00
PARD	0652/0653	KIR	South Tarawa Water Supply Project (excludes \$2.0 million PDA amount)	13.00
		VAN	Port Vila Integrated Urban Improvements Project	16.00
		RMI	Preparing Urban Service Improvement Projects - PRF	5.00
		RMI	Ebeye Solid Waste Management	5.00
		FSM	Chuuk Water Supply and Sanitation Project	14.00
			Preparing the Funafuti Water and Sanitation Project (formerly Integrated Urban Resilience Project) - Project	
		TUV	Readiness Financing	4.00
		RMI	Ebeye Water Supply and Sanitation Project – Additional Financing	3.00
SARD		IND	Madhya Pradesh Urban Services Improvement Project - Additional Financing	270.00
		IND	Rajasthan Secondary Town Development Sector Project	300.00
		BAN	Khulna Sewerage System Development Project	160.00
		BHU	Phuentsholing Township Devt Project-Additional Financing	30.00
		BAN	Emergency Assistance Project Phase 2	100.00
		MLD	Greater Male Waste to Energy Project	54.29
SERD		MYA	Yangon City Water Resilience Project	180.00
		LAO	Water Supply Sector Project	63.30
		VIE	Binh Duong Water Treatment Expansion Project (nonsovereign loan)	8.00
		3935	PHI	Angat Water Transmission Improvement Project (Additional Financing)

**Total:**  
**\$1,886.30**

# 2021 Urban Sector Group Proposed Pipeline

(Water and Other Urban Infrastructure and Services)

(in \$ Millions)




# 2021 Urban Sector Group Proposed Pipeline (as of July 2020)

Department	DMC	Project Title	WUS Component (\$ million)
CWRD	PAK	KP Cities Improvement Project	200.00
	ARM	Smart Regional Territorial Development Project	30.00
	UZB	Integrated Urban Development Project	85.00
	GEO	Livable Cities Investment Program (LCIP) for Balanced Regional Development	59.00
	TAJ	Integrated Urban Development Project	35.00
	PAK	Punjab Water Supply and Sanitation	150.00
	UZB	Water Supply and Sanitation Sector Development Program (SDP)	100.00
	UZB	Tashkent Province Sewerage Improvement Project	160.00
	UZB	Sustainable Solid Waste Management Project Phase 2 (Additional financing)	100.00
EARD	PRC	Guangxi Guilin Comprehensive Ecological Rehabilitation	120.00
	PRC	Shanxi Changzhi Green Transformation and Human Capital Development and Demonstration Project	40.00
	PRC	Aimag and Soum Centers Green Regional Development Investment Program (MFF, Tranche 1)	36.10
PARD	RMI	Majuro Integrated Urban Services Improvement Project	14.00
	SOL	Urban Water Supply and Sanitation Sector Project – Additional Financing	5.00
	PNG	Urban Water Supply and Sanitation Project	30.90
	VAN	Luganville Urban Water and Sanitation Project	11.00
SARD	IND	Agartala City Urban Devt Project	72.00
	IND	Kerala Urban Water Supply Improvement Project	125.00
	BAN	Dhaka Environmentally Sustainable Water Supply Project-Additional Financing	180.00
	IND	Visakhapatnam–Chennai Industrial Corridor Development Program - Tranche 2	255.00
	IND	Integrated Urban Flood Management for the Chennai-Kosasthalaiyar Basin Project	251.00
	IND	Jharkhand Urban Resilience and Livability Improvement Project	110.00
	NEP	Second Kathmandu Valley Water Supply Project	180.00
	IND	Inclusive, Resilient, and Sustainable Housing for Urban Poor in Tamil Nadu	150.00
	IND	Uttarakhand Urban Development Project	150.00
	BHU	Water Flagship Program	20.00
BHU	Affordable Housing Project	30.00	
SERD	PHI	Sustainable Tourism Development Project	50.00
	TIM	Water Supply and Sanitation Investment Project	47.00
	PHI	Baguio Sewerage System Rehabilitation Project	100.00
	VIE	Secondary Cities Environment Improvement Project	175.00
	VIE	HCMC Climate Resilient Urban Services Project	360.00
	CAM	Livable Cities Investment Program	180.00
	LAO	Urban Environment Improvement Investment Program, Tranche 1	30.00

**Total:**  
**\$3,641.00**

## In Summary

- Region needs huge investments in the Urban Sector
- ADB's Strategy 2030, Livable Cities Operational Priority Plan reiterate importance of Cities
- ADB's Urban Sector Portfolio is increasing at a fast pace
- Opportunities in ADB's Urban Sector: Working together
- COVID-19 can be turned from a crisis into an opportunity to reduce inequalities of access, make cities safe, healthy, environmentally sustainable, resilient and inclusive in a post-COVID-19 world



# THANK YOU!

Manoj Sharma  
Chief of Urban Sector Group  
([msharma@adb.org](mailto:msharma@adb.org))