

ADB

The Human Capital Index

Gabriel
Demombynes

8th International Skills Forum
27–29 August 2019
Asian Development Bank, Manila, Philippines

#ADBSkillsForum



**Session 8A:
Student
Assessment**

August 28, 2019

This is not an ADB material. The views expressed in this document are the views of the author/s and/or their organizations and do not necessarily reflect the views or policies of the Asian Development Bank, or its Board of Governors, or the governments they represent. ADB does not guarantee the accuracy and/or completeness of the material's contents, and accepts no responsibility for any direct or indirect consequence of their use or reliance, whether wholly or partially. Please feel free to contact the authors directly should you have queries.



8th International Skills Forum Future of Skills and Jobs in the Age of Digital Disruptions

27-29 August 2019 • Asian Development Bank, Manila, Philippines





8th International Skills Forum Future of Skills and Jobs in the Age of Digital Disruptions

27–29 August 2019 • Asian Development Bank, Manila, Philippines





SURVIVAL

X



SCHOOL

X



HEALTH

=

**HUMAN CAPITAL
INDEX**

**Productivity of future worker
(relative to potential)**



1 Survival



Under-5
survival rate

2 School



Years of
schooling
by age 18

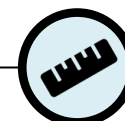


Harmonized
student
test scores



Quality adjusted years of
expected schooling

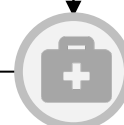
3 Health



Not stunted
prevalence



Adult
survival
rate





New dataset of Harmonized Learning Outcomes

160+ countries

Sources of data:

- ***International tests:*** PISA/TIMSS/PIRLS
- ***Regional tests:*** e.g. Program of Analysis of Education Systems (PASEC)
- ***Other tests:*** Early Grade Reading Assessments (EGRA)



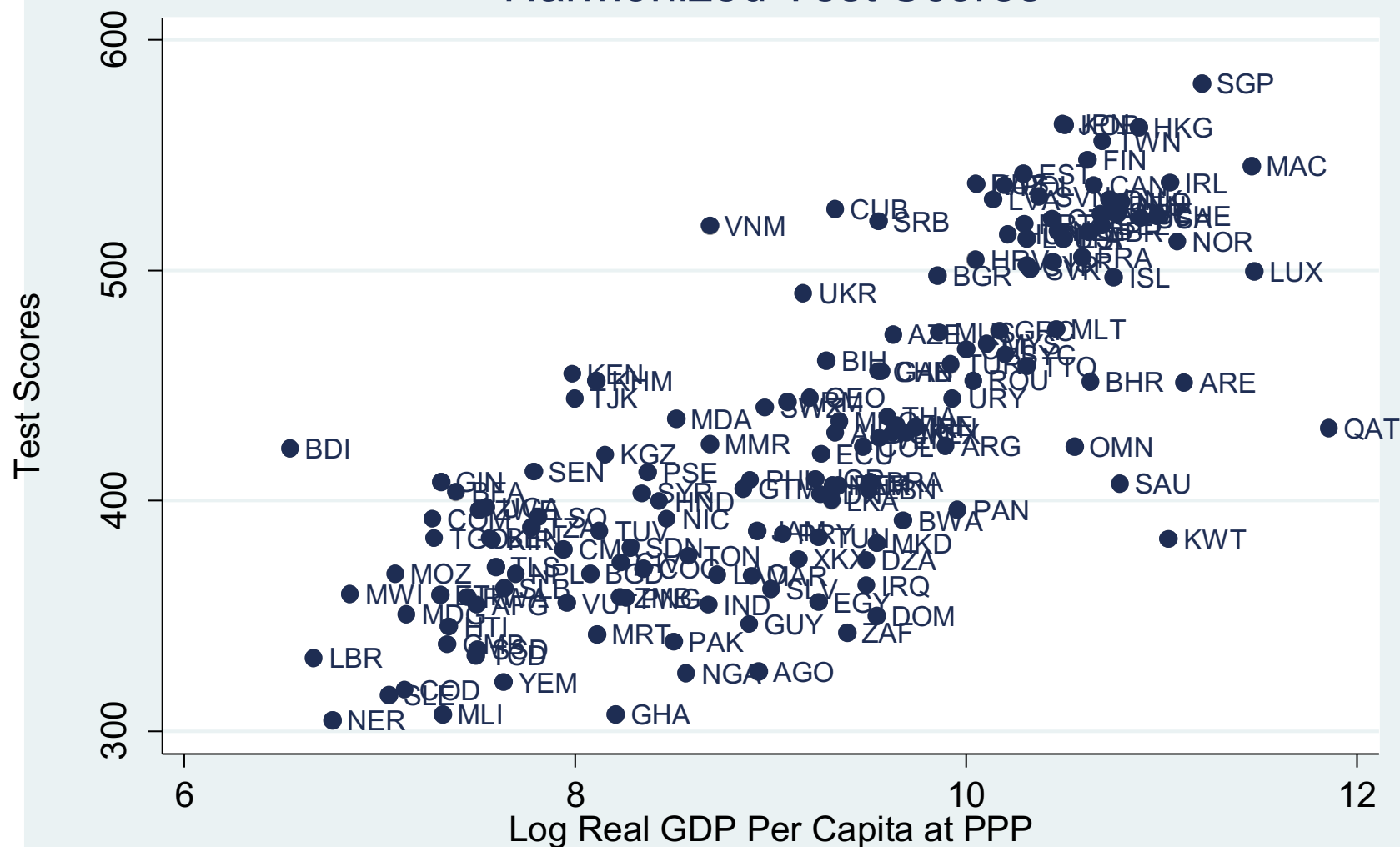
New dataset of Harmonized Learning Outcomes

**Country-level scores were converted
to TIMSS-equivalent scores using
“conversion factors” between different tests.**

Conversion factors calculated using ...
***the average ratio of scores in set of countries
participating in both tests***



Harmonized Test Scores



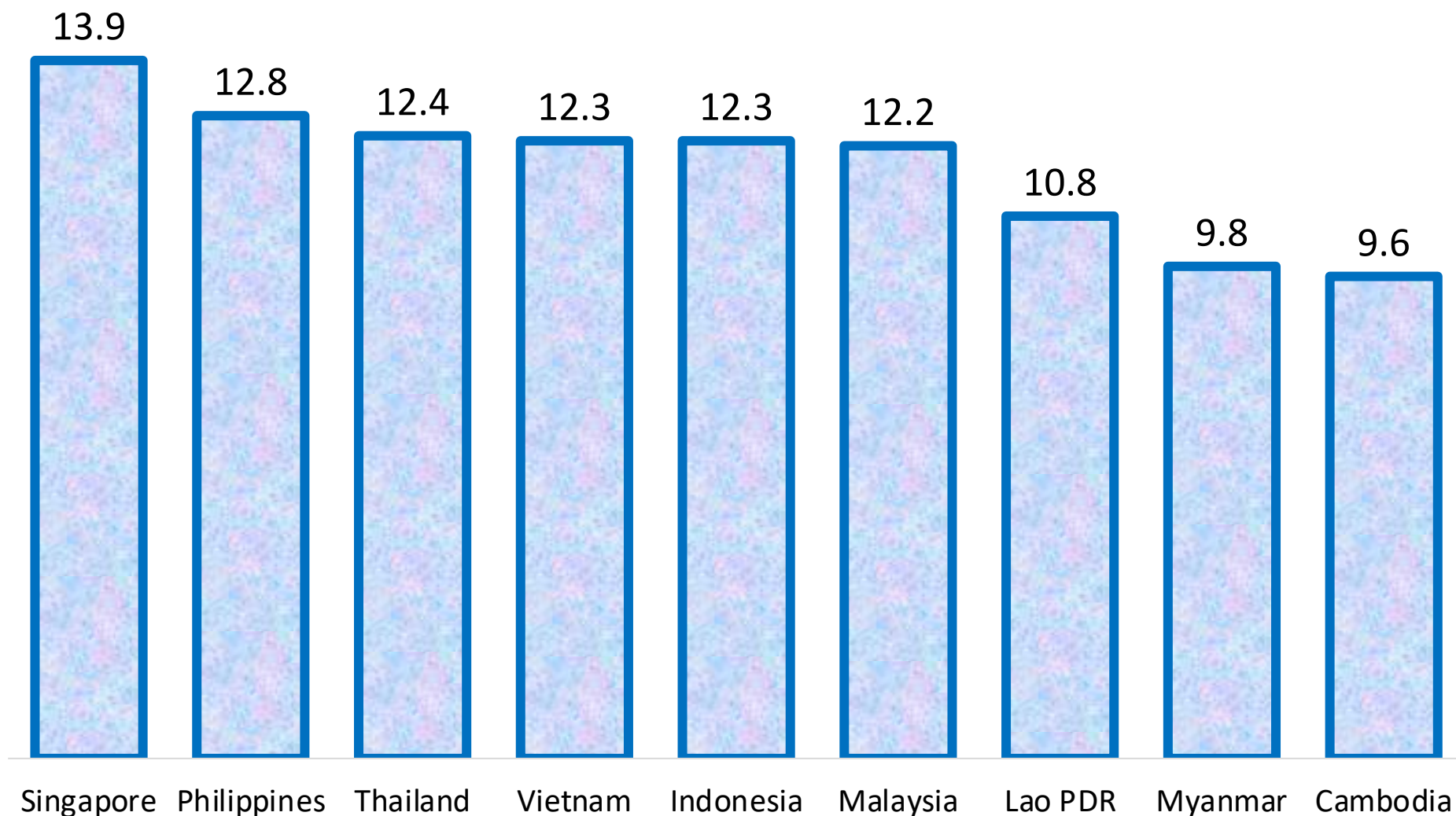
Note: Dataset version 21 Sept 2018



- Combine harmonized learning outcome and years of school into “learning-adjusted years of school”
- Learning-adjusted years discounts years of school for how much children learn

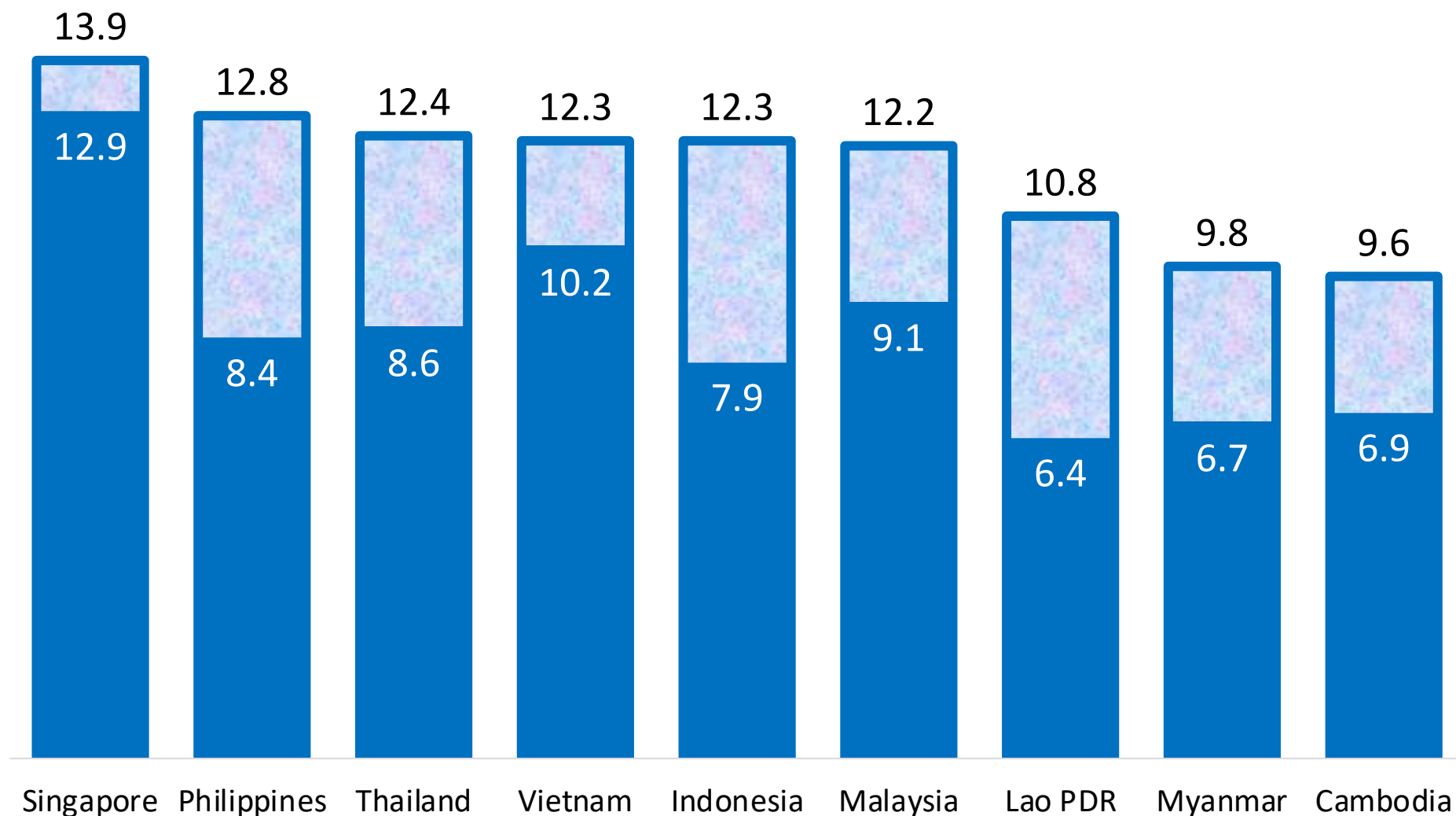


Average Expected Years of Education for ASEAN Countries





Average Expected Years of Education for ASEAN Countries & Learning-Adjusted Years of Education





8th International Skills Forum Future of Skills and Jobs in the Age of Digital Disruptions

27-29 August 2019 • Asian Development Bank, Manila, Philippines



Human Capital

x +

worldbank.org/en/publication/human-capital



Human Capital Project

ABOUT

INDEX

DATA

REPORTS

LINKS

WHAT'S NEW

Explore the Human Capital Index with this interactive map

Explore By Gender ☒ Both ☐ Girls ☐ Boys Region

Human Capital Index

Probability of Survival to Age 5

Expected Years of School

Harmonized Test Scores

Learning-Adjusted Years of School

Children Under 5 Not Stunted

Adult Survival Rate

