

Business Opportunities Fair

Central and West Asia Department Urban Development and Water Division (CWUW)

March 2014

The views expressed in this presentation are the views of the author/s and do not necessarily reflect the views or policies of the Asian Development Bank, or its Board of Governors, or the governments they represent. ADB does not guarantee the accuracy of the data included in this presentation and accepts no responsibility for any consequence of their use. The countries listed in this presentation do not imply any view on ADB's part as to sovereignty or independent status or necessarily conform to ADB's terminology.

ADB

10 Countries in the Region



Business Lines

1. Municipal Utilities (WSS, SWM)
2. Urban Transport
3. Urban Renewal (Economic Clusters; Wholesale Markets; Logistics)

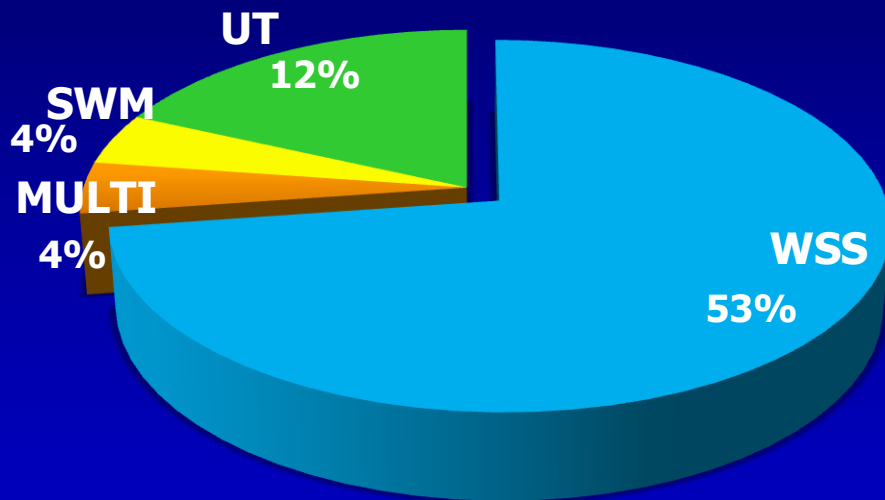
Types of Engagement:

- Selected infrastructure investments
- Institutional and management change – new service providers

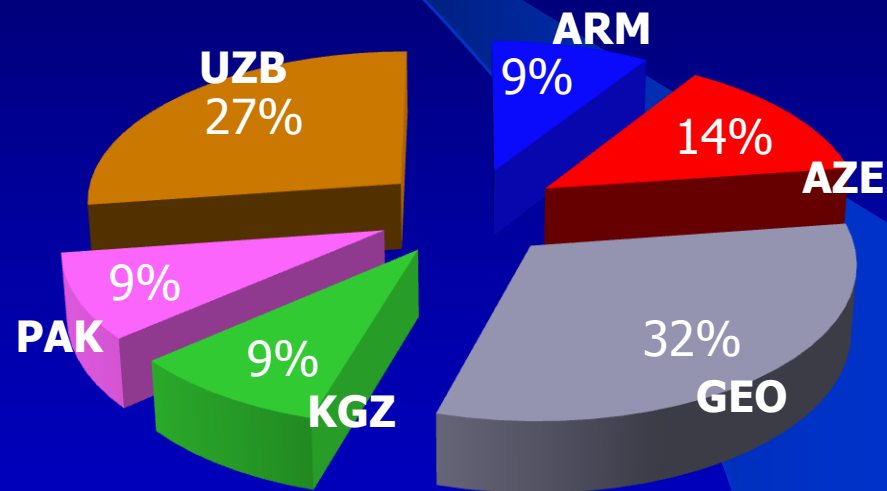
Current Portfolio

As of 15 February 2014

CWUW Portfolio by SECTOR



CWUW Portfolio by COUNTRY



17: Active Loans, 5: Recently Approved Loans

Current Portfolio

As of 15 February 2014

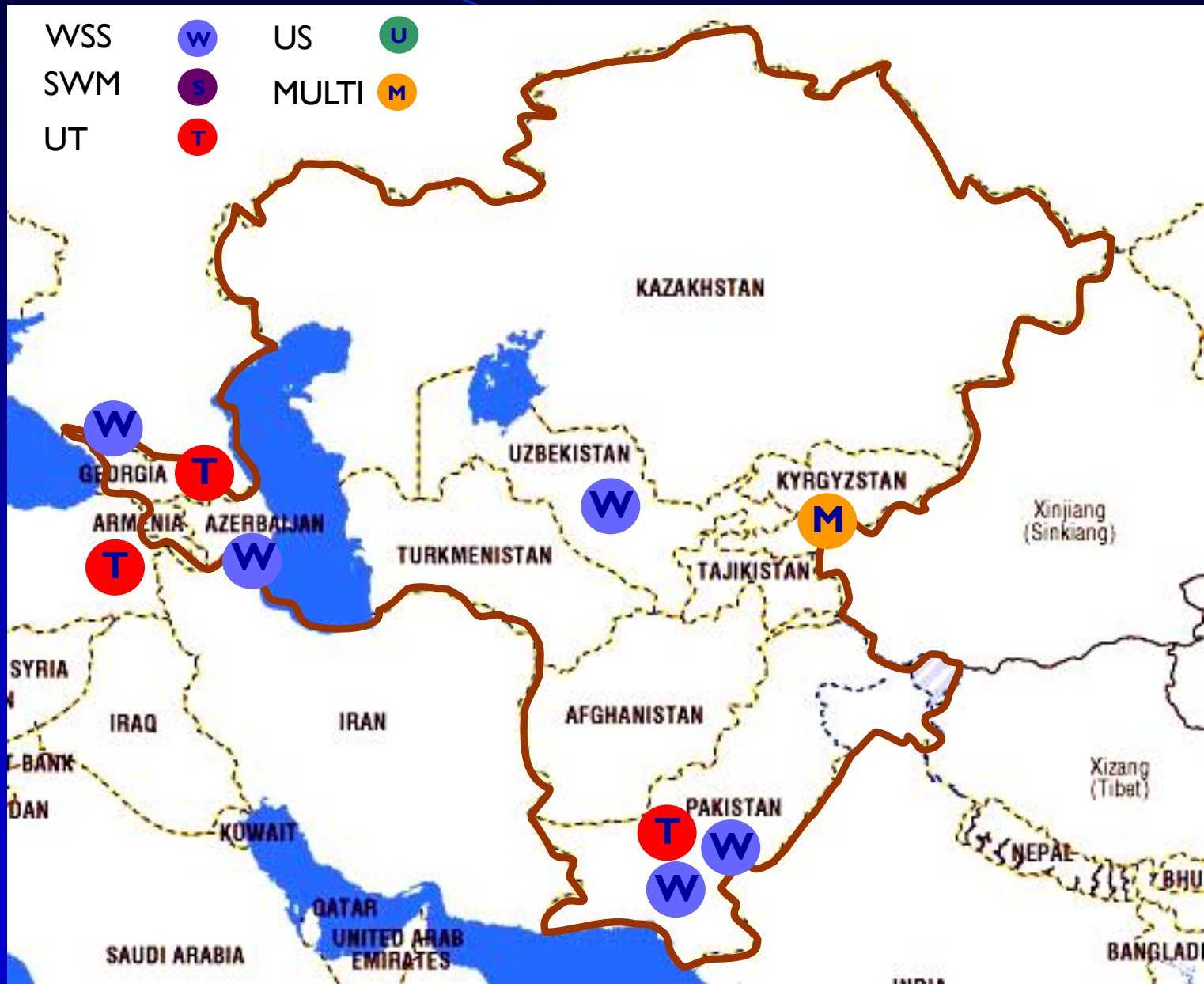
Country	Sector	Program/Project Name	Period	\$ mln
ARM	UT	MFF - Sustainable Urban Development Investment Program T1	2011-2016	48.00
ARM	WSS	Water Supply & Sanitation Sector Project – Additional Financing	2007-2013	40.00
AZE	WSS	MFF - Water Supply & Sanitation Investment Program T1	2009-2016	75.00
AZE	WSS	MFF - Water Supply & Sanitation Investment Program T2	2011-2016	300.00
AZE	WSS	MFF - Water Supply & Sanitation Investment Program T3	2014-2017	150.00
GEO	WSS	Municipal Services Development Project Phase 2	2009-2014	30.00
GEO	UT	MFF - Sustainable Urban Transport Investment Program T1	2010-2016	89.00
GEO	UT	MFF - Sustainable Urban Transport Investment Program T2	2010-2016	65.00
GEO	UT	MFF - Sustainable Urban Transport Investment Program T3	2014-2018	73.00
GEO	WSS	MFF - Urban Services Improvement Investment Program T1	2011-2016	79.00
GEO	WSS	MFF - Urban Services Improvement Investment Program T2	2011-2016	38.00
(continued)				987.00

Current Portfolio

As of 15 February 2014

Country	Sector	Program/Project Name	Period	\$mIn
GEO	WSS	MFF - Urban Services Improvement Investment Program T	2014-2017	98.00
KGZ	MULTI	Emergency Assistance for Recovery & Reconstruction	2010-2014	101.00
KGZ	WSS	Issyk-Kul Sustainable Development Project	2010-2015	29.00
PAK	WSS	MFF - Sindh Cities Improvement Investment Program T1	2008-2013	39.00
PAK	WSS	MFF - Sindh Cities Improvement Investment Program T2	2012-2017	99.00
UZB	WSS	Surkhandarya Water Supply and Sanitation Project	2008-2014	31.00
UZB	WSS	MFF - Water Supply & Sanitation Services Investment Program T1	2009-2015	58.00
UZB	WSS	MFF - Water Supply & Sanitation Services Investment Program T2	2010-2016	142.00
UZB	WSS	MFF - Water Supply & Sanitation Services Investment Program T3	2011-2016	56.00
UZB	WSS	MFF - Water Supply & Sanitation Services Investment Program T4	2014-2018	42.00
UZB	SWM	Solid Waste Management Improvement Project	2014-2019	69.00
Total				1,751.00

2014 Project Pipeline



2014 Pipeline Projects

As of 15 February 2014

Country	Sector	Program/Project Name	Expected Approval	\$ mln
ARM	UT	MFF- Sustainable Urban Development Investment Program T2	Sep 2014	70.00
AZE	WSS	MFF – Water Supply and Sanitation Investment Program T4	Nov 2014	75.00
GEO	UT	MFF – Sustainable Urban Transport Investment Program T4	Apr 2014	25.30
GEO	WSS	Urban Services Improvement Investment Program T4	Sep 2014	183.00
KGZ	WSS	Rural Water Supply and Sanitation Project	Oct 2014	20.00
PAK	WSS	Punjab Wholesale Market Project (Rawalpindi)	Aug 2014	70.00
PAK	UT	Karachi Mass Transit Project Design Advance	Sep 2014	5.00
(continued)				448.30

2014 Pipeline Projects

As of 15 February 2014

Country	Sector	Program/Project Name	Expected Approval	\$mIn
PAK	WSS	MFF - Sindh Cities Investment Program T3	Nov 2014	80.00
UZB	WSS	Second MFF Water Supply and Sanitation Services T1	Nov 2014	60.00
Total				588.30

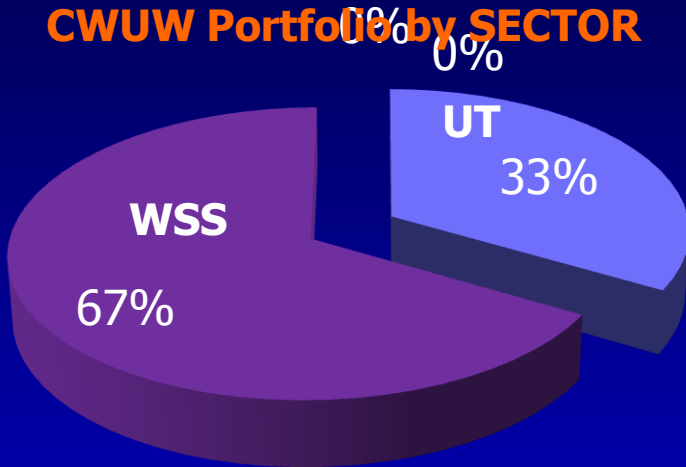
2014 Project Program

Strategy

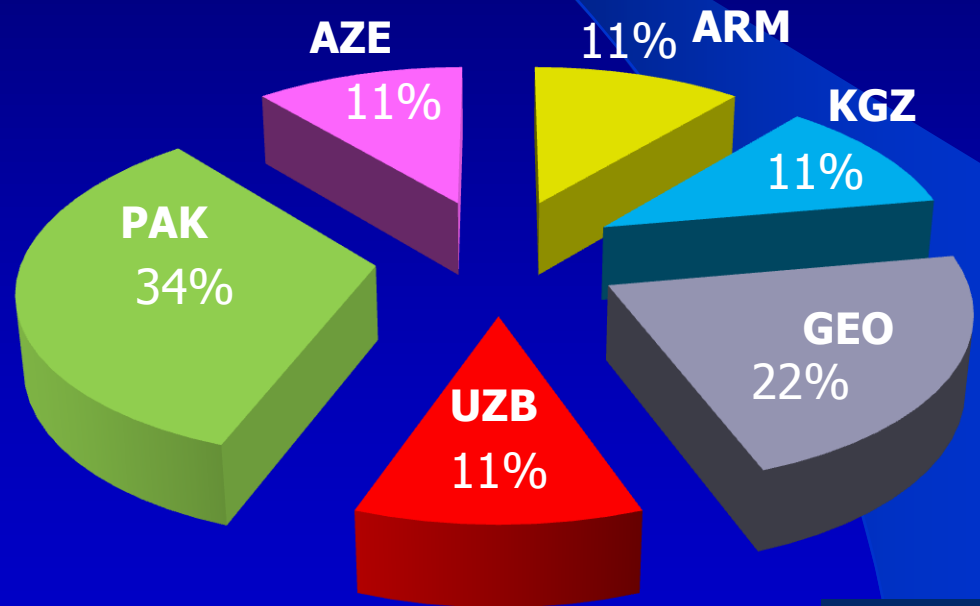
- Expand activity in South Caucasus and Central Asia
- Scale-up urban transport projects
- Longer-term: More variety in financing modalities (PPP)

2014 Pipeline Projects

CWUW Portfolio by SECTOR



CWUW Portfolio by COUNTRY



2014 Pipeline – Pakistan

Year	Project/Program	Sector	Procurement	\$million
	Punjab Wholesale Market Project (Rawalpindi)	WSS	CW/Eq/CS	70.00
2014	MFF-Sindh Cities Investment Program T3	WSS	CW/Eq/CS	80.00
	Karachi Mass Transit Project Design Advance	UT	CW/Eq/CS	5.00
			Subtotal	155.00

2014 Pipeline

Central Asian Republics (CARs)

Year	Project/Program	Sector	Procurement	\$million
2014	AZE: MFF Water Supply and Sanitation Investment Program T4	WSS	CW/Eq/CS	75.00
	KGZ: Rural Water Supply and Sanitation Project	WSS	CW/Eq/CS	20.00
	UZB: Second Water Supply and Sanitation Services T1	WSS	CW/Eq/CS	60.00
			Subtotal	155.00

CW – Civil Works, Eq – Equipment, CS – Consulting Services

2014 Pipeline

South Caucasus Countries (SCCs)

Year	Project/Program	Sector	Procurement	\$million
2014	ARM: MFF Sustainable Urban Development Investment Program T2	UT	CW/Eq/CS	70.00
	GEO: MFF Urban Services Improvement Investment Program T4	WSS	CW/Eq/CS	183.00
	GEO: MFF Sustainable Urban Transport Investment Program T4	UT	CW/Eq/CS	25.30
			Subtotal	278.30

CW – Civil Works, Eq – Equipment, CS – Consulting Services

CWUW Contacts

The logo for the Asian Development Bank (ADB), consisting of the letters 'ADB' in a white, serif font centered within a dark blue square.

Asian Development Bank
Central and West Asia Department
Urban Development and Water Division

Tel (632) 632-6346
Fax (632) 636-2484

adb@adb.org
<http://www.adb.org/urbandev/news.asp>
www.adb.org