

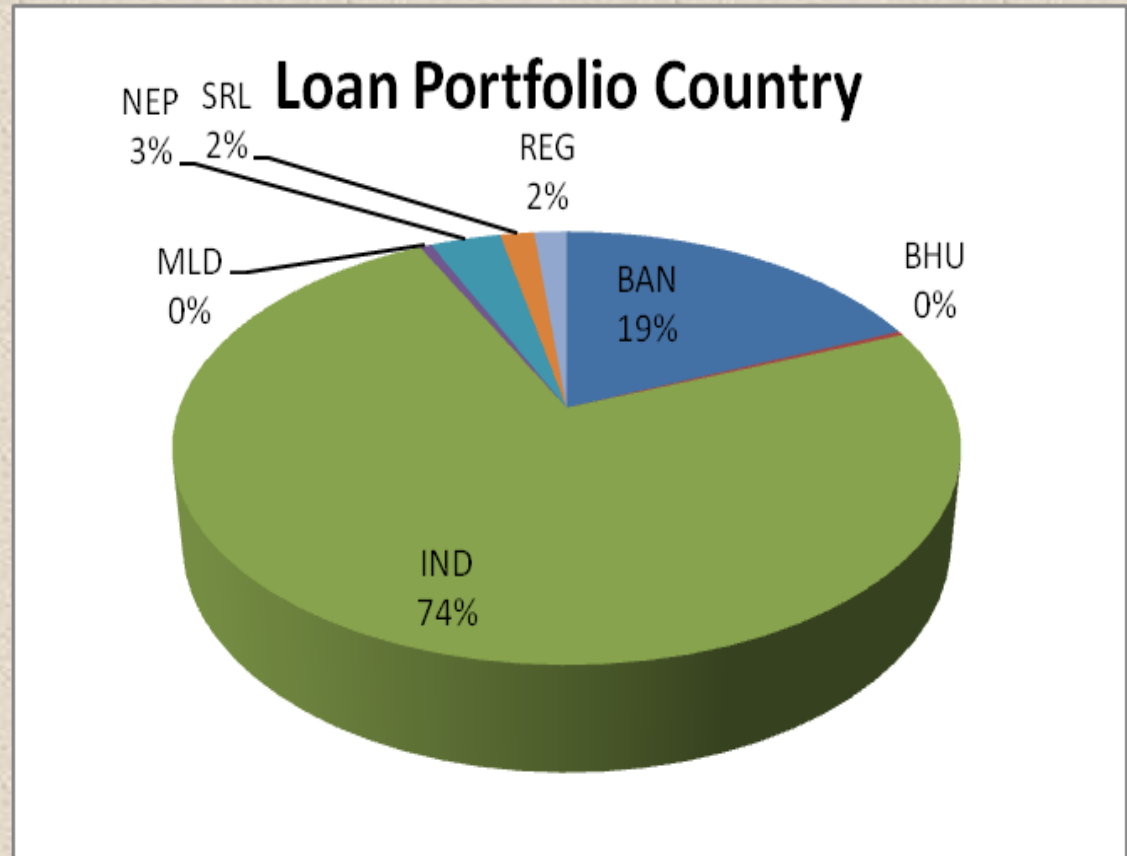
# **South Asia Regional Department Public Management, Financial Sector, and Trade Division (SAPF)**

20 March 2013

- SAPF Loan and TA Portfolio by Country
- SAPF Loan and TA portfolio by Products
- Key Operating Areas by Country and Products
- Pipeline of Loans and TAs

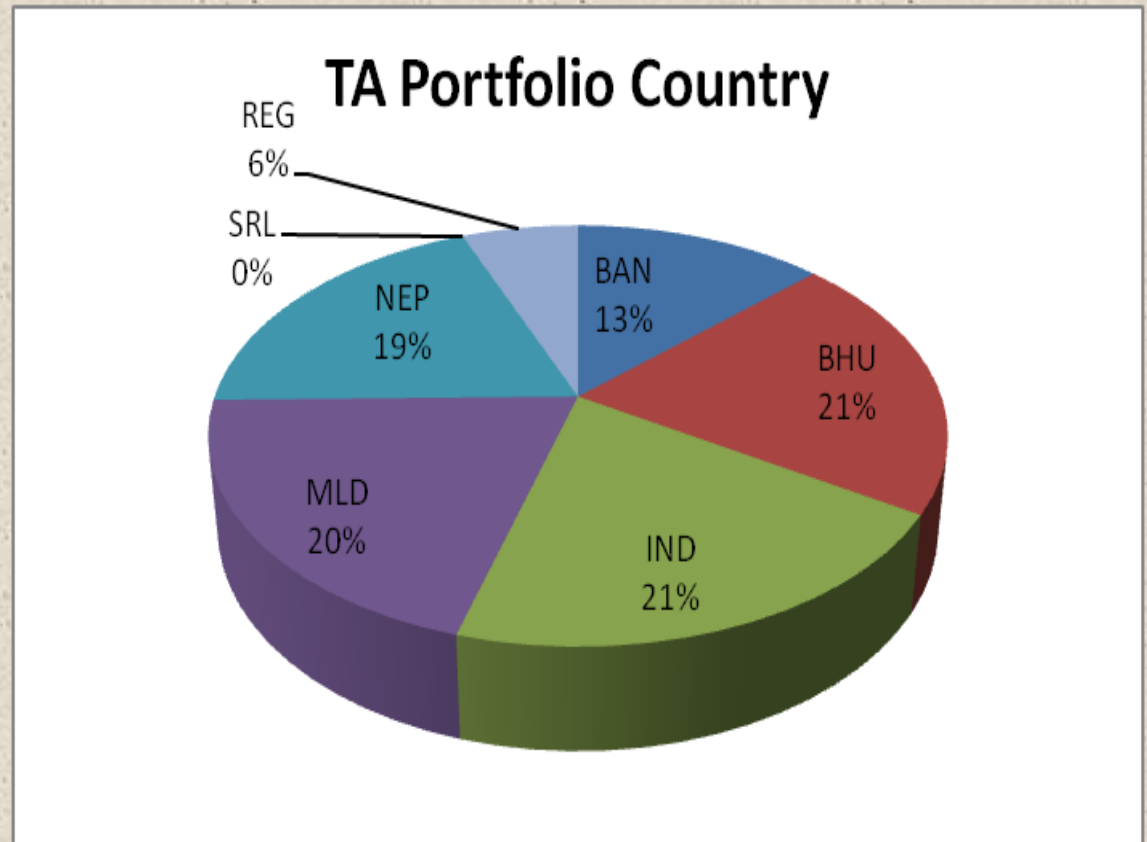
# Loan Portfolio Country

Country	Amount (Mil)	%
BAN	556	18.6%
BHU	9	0.3%
IND	2,204	73.8%
MLD	17	0.6%
NEP	103	3.5%
SRL	50	1.7%
REG	48	1.6%
Total	2,987	100.0%



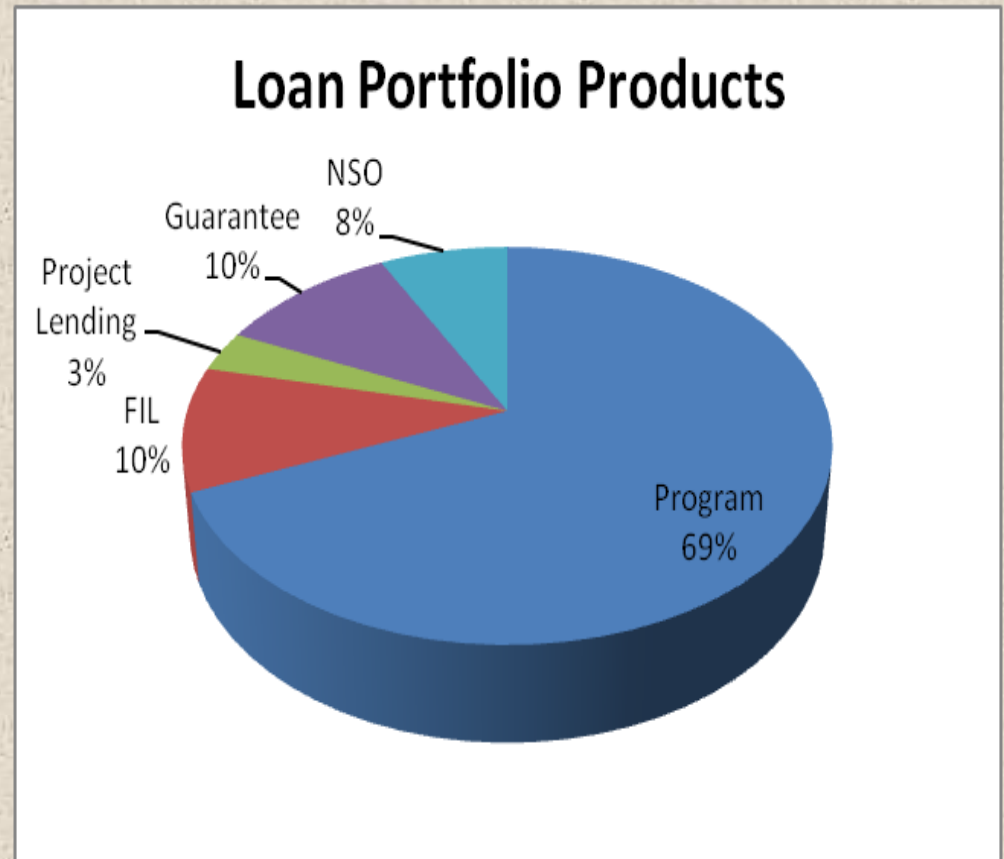
# TA Portfolio Country

Country	Amount (Mil)	%
BAN	2.25	13.1%
BHU	3.575	20.8%
IND	3.55	20.6%
MLD	3.5	20.3%
NEP	3.3	19.2%
SRL	0	0.0%
REG	1.05	6.1%
Total	17.225	100.0%



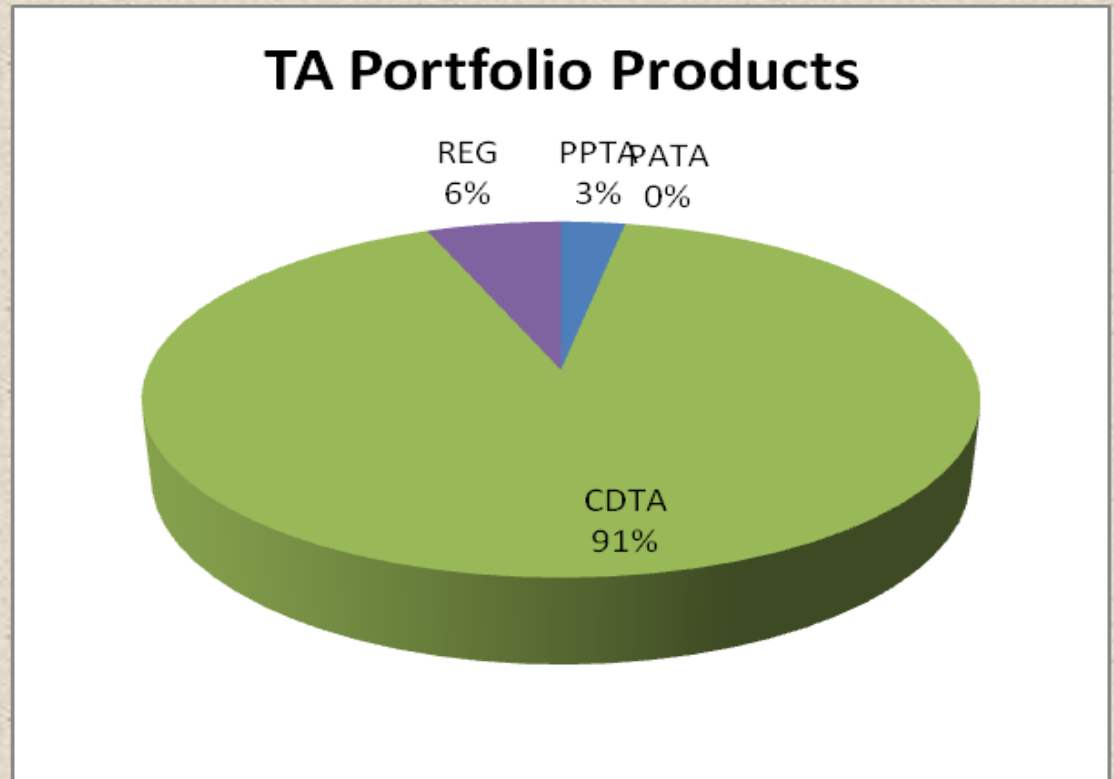
# Loan Portfolio Products

Products	Amount (Mil)	%
Program	2,048	68.6%
FIL	302	10.1%
Project Lending	99	3.3%
Guarantee	314	10.5%
NSO	225	7.5%
Total	2,988	100.0%



# TA Portfolio Products

Products	Amount (Mil)	%
PPTA	0.5	2.9%
PATA	0	0.0%
CDTA	15.675	91.0%
REG	1.05	6.1%
Total	17.225	100.0%



# Key operating Areas by Country

Key Operating Areas	Bangladesh	Bhutan	India	Maldives	Nepal	Sri Lanka
<b>Financial Sector: Develop financial sector infrastructure, institutions, and products and services</b>	<b>Capital market, Brick Kiln efficiency, Microinsurance , Migrant Workers Remittance</b>	<b>MSME development, Strengthening RMA , Capital Market Development</b>	<b>Rural Finance Development, MSMEs development</b>	<b>MSME development</b>	<b>Inclusive financial sector development program, Rural finance sector development program</b>	
<b>Public Sector Management: Enabling fiscal space through fiscal reform and governance enhancement</b>	<b>Fiscal management, Good Governance</b>	<b>Good governance (Institutinal skill, Audit management, Public financne</b>	<b>Public Resource Management ( Mizoram, West Bengal, Punjab)</b>	<b>Economic recovery program and project</b>	<b>Good governance, Support for fiscal management</b>	<b>Fiscal management effeciency</b>
<b>Infrastructure Finance: Support infrastructure development - realizing tangible leveraging through ADB products (DFIs loans and guarantees)</b>	<b>Public -Private infrastrcuture development (IDOCOL)</b>		<b>PPP Infrastructure Financing (IIFCL), NSO projects</b>	<b>Private Sector development</b>	<b>Capital market and infrastructure financne</b>	
<b>Trade Facilitation</b>	<b>SUB REG trade facilitating program</b>	<b>SUB REG trade facilitating</b>	<b>SUB REG trade facilitating program</b>	<b>SUB REG trade facilitating</b>	<b>SUB REG trade facilitating</b>	<b>SUB REG trade facilitating program</b>

# Key operating Areas and Products

Key Operating Areas	ADB Products							
	Lending					Technical Assistance		
	Program Lending / Sector Development Program	Financial Inter-mediation Loans /(MFF)	Project and Sector Lending / (MFF)	Guarantees / Credit Enhancement / (MFF)	NSO	PPTA	PATA	CDTA
<b>Financial Sector</b>	L	L	L	L	L	L	L	L
<b>Public Sector Management</b>	L	UL	L	UL	UL	L	L	L
<b>Infrastructure Finance</b>	UL	L	UL	L	L	L	L	L
<b>Trade Facilitation</b>	L	UL	L	UL	UL	L	L	L

L: Likely

UN: Unlikely

Green: Entire project scope would be planned to be comprised of Consulting Service and/or Procurement

Yellow: A part of project scope of the loan or a capacity building piggy backed TA would be planned to be comprised of Consulting Service and/or Procurement



# Approved 2012

Ctry		Program/Project Name	Amount (\$ million)			
			OCR	ADF	Others	Total
<b>Approved Loans in 2012</b>						
BAN	2865/66	Financing Brick Kiln Efficiency Improvement Project	30	20.0		50.00
BAN	2951/52/53	Second Capital Market Development Program	95.00	205.00		300.00
IND	2926	West Bengal Development Finance Program	400.00			400.00
MLD	2867/G0290	Inclusive Micro, Small and Medium Enterprise Development Project		10.02	10.03	20.05
NEP	G305/G306	Strengthening Public Management Program		21.00	4.00	21.00
REG	G321	Subregional Trade Facilitation Program		47.60		47.60
<b>Approved Nonsovereign Loan</b>						
IND	INV7360	Credit Enhancement of Project Bonds	128.00			128.00
<b>Approved Technical Assistance (TAs)</b>						
Ctry		Program/Project Name	Amount (\$ million)			
			TASF-IV	JFPR	Others	Total
BAN	7841	Enhancing Efficiency of the Capital Market for Employment Generation		750.00		750.00
BAN	8197	Supporting Brick Sector Development Program			750.00	750.00
BAN	8144	Capacity Building for Disaster Risk Finance		500.00		500.00
BHU	8076	Strengthening RMAs Regulatory Capacity for NBFIs		525.00		525.00
BHU	8280	Capital Market Development Program	1,250.00			1,250.00
IND	8203	Supporting West Bengal Development Finance Program	700.00			700.00
IND	8279	Preparing the Bond Guarantee Fund for India		1,250.00		1,250.00
IND	8232	Preparing the Public Resource Management Reform Program in Punjab	500.00			500.00
NEP	8173	Supporting the Strengthening Public Management Program			3,000.00	3,000.00
REG	8284	Supporting Financial Stability in South Asia			500.00	500.00



# SAPF Lending Pipeline

Ctry	Program/Project Name	Amount (\$ million)			
		OCR	ADF	Others	Total
<b>Firm loans 2013</b>					
BHU	Strengthening Economic Management		35.0		35.00
IND	Punjab Public Resource Management Program	200.00			200.00
IND	Infrastructure Finance Facility - Tranche 1	400.00			400.00
<b>Standby loans 2013</b>					
BAN	Second Public-Private Infrastructure Development Facility	95.00	45.00		140.00
IND	Municipal Finance Policy Loan in Himachal Pradesh	100.00			100.00
<b>Firm MFF</b>					
IND	Infrastructure Finance Facility	1,000.00			1,000.00
<b>Loans 2014</b>					
BAN	Support to VAT Implementation Project	50.00			50.00
IND	State-Level Public Resource Management Program	200.00			200.00
<b>Loans 2015</b>					
BAN	Third Capital Market Development Program		100.00		100.00
IND	West Bengal Development Finance 2	200.00			200.00
NEP	Strengthening Public Management II		30.00	10.00	40.00

# SAPF Non Lending Pipeline

Ctry	Program/Project Name	TA Type	Amount (\$'000)				
			TASF-IV	TASF- Others	JFPR	Others	Total
<b>Firm TAs 2013</b>							
BAN	Preparing Third Capital Market Development	PPTA	500				500
IND	Punjab Public Resource Management Program	CDTA		500			500
REG	Regional Umbrella TA for Project Processing & Knowledge Management	CDTA			2,000		2,000
<b>Standby TAs 2013</b>							
IND	Implementation Support for Municipal Finance Policy Loan in Himachal Pradesh (piggyback)	CDTA			700		700
MLD	Strengthening Tax Administration	CDTA			2,000		2,000
Ctry	Program/Project Name	TA Type	Amount (\$'000)				
			TASF-IV	TASF- Others	JFPR	Others	Total
<b>TAs 2014</b>							
BAN	Capacity Building of SEC	CDTA	1,000				1,000
BAN	Support to Anticorruption Commission Project	CDTA	1000				1,000
BAN	Third Public-Private Infrastructure Development Facility	PPTA	800				800
BHU	Assistance for National Assembly's Standing Committees on Public Finance and Private Sector Poverty Alleviation	CDTA	300				300
IND	Preparing the Municipal Finance Operation Project	PPTA	500				500
NEP	Strengthening Fiscal Management	PPTA	700				700
REG	Capacity Building for Regional Trade Facilitation	R-PATA					1,500
<b>TA 2015</b>							
BAN	Supporting Third Capital Market Development	CDTA	1,500				1,500



**Thank you**  
**Contact: [jtsunoda@adb.org](mailto:jtsunoda@adb.org)**

