

*The views expressed in this presentation are the views of the author/s and do not necessarily reflect the views or policies of the Asian Development Bank, or its Board of Governors, or the governments they represent. ADB does not guarantee the accuracy of the data included in this presentation and accepts no responsibility for any consequence of their use. The countries listed in this presentation do not imply any view on ADB's part as to sovereignty or independent status or necessarily conform to ADB's terminology.*



**12TH ASIAN DEVELOPMENT BANK BUSINESS OPPORTUNITIES FAIR 2024**

9-10 OCTOBER 2024 | 9 A.M. to 5 P.M. | ADB HEADQUARTERS, MANILA

# Making Asia and the Pacific More Livable, Water Secure and Resilient

## An Overview of Water and Urban Development Sector Office, Projects and Programs

**Moderator: Rubina Shaheen, Principal Procurement Specialist, PPFD**

**Water and Urban Sector Office, Sectors Group  
(9 October 2024)**



# Water and Urban Sector Challenges in Asia and the Pacific

Rapid urbanization:  
**55% of population** in cities by 2030

**1.14 billion people** lack access to sanitation

**80% of wastewater** discharged untreated  
**92 out of 100** most air polluted cities are in Asia

**40% of disasters** triggered by **natural hazards** occur in the region

**Lack of capacity and resources** for local governments and utilities

**500 million people** lack access to basic water supply

**1.8 billion tons** of municipal waste generated per year by 2025

**600 million** live in informal settlements in Asia

Cities generate about **70%** of total GHG emissions

**Operational sustainability** of urban services



# Priority Areas



Water Supply,  
Sanitation,  
Sewerage



Urban Flood  
and Climate  
Resilience



Solid Waste  
Management



Urban Planning  
and Transport-  
Oriented  
Development



Affordable  
Housing



Sustainable  
Tourism

Cross-cutting: Climate Change, Private Sector Development, Digital Transformation, Gender Equality, Policy/Regulatory/Institutional Strengthening

Water security, climate and disaster resilience, circularity, and environmental sustainability



# 2030 Operational Priority 4: Making Cities More Livable

## ADB Strategy 2030: Seven Operational Priorities



Addressing remaining poverty and reducing inequalities



Accelerating progress in gender equality



Tackling climate change, building climate and disaster resilience, and enhancing environmental sustainability



Making cities more livable



Promoting rural development and food security



Strengthening governance and institutional capacity



Fostering regional cooperation and integration

Cities in Asia and the Pacific are more Livable

## Making Cities More Livable Operational Priority Approaches

Cities in Asia and the Pacific are more Livable

1. Coverage, quality, efficiency, and reliability of services in urban areas improved



2. Urban planning and financial sustainability of cities strengthened



3. Urban environment, climate resilience and disaster management of cities improved





# Urban Sector Directional Guide

Theory of Change

Long-term  
Impact

**MAKING CITIES MORE LIVABLE**

Outcome  
(OP4 pillar)

**A. Improved coverage, quality efficiency, and reliability of services in urban areas**

**B. Strengthened urban planning and financial sustainability of cities**

**C. Improved urban environment, climate resilience, and disaster management of cities**

Seven  
Guiding  
Principles

**1**  
Address urban development complexities by designing projects that incorporate multisectoral and cross-thematic benefits

**2**  
Pursue pro-poor, inclusive, gender-responsive, and participatory approaches

**3**  
Foster the competitiveness of cities for economic growth and job creation

**4**  
Adoption of efficient technologies and digital solutions

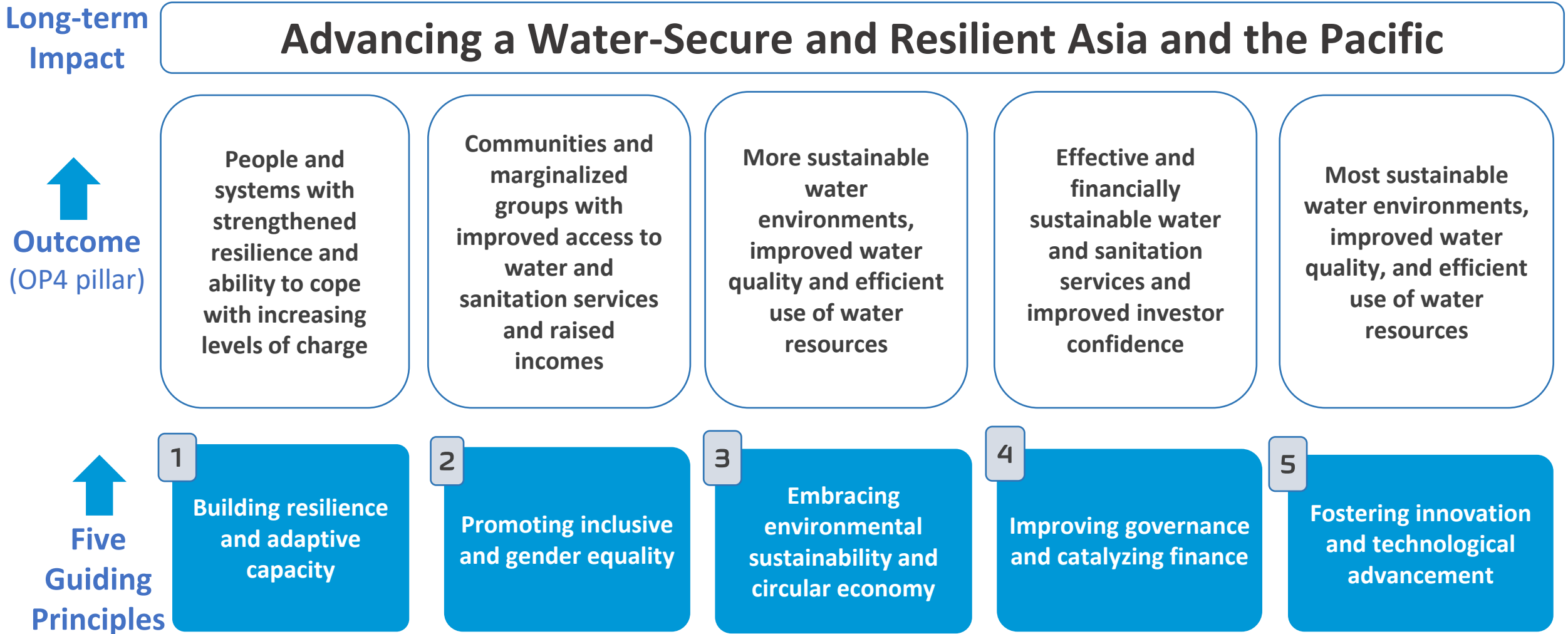
**5**  
Focus on environmental sustainability, low-carbon development, and climate and disaster resilience

**6**  
Enable PPPs and private sector participation to enhance synergies with sovereign operations

**7**  
Improve governance and institutional capacities of cities

# Water Sector Directional Guide

## Theory of Change

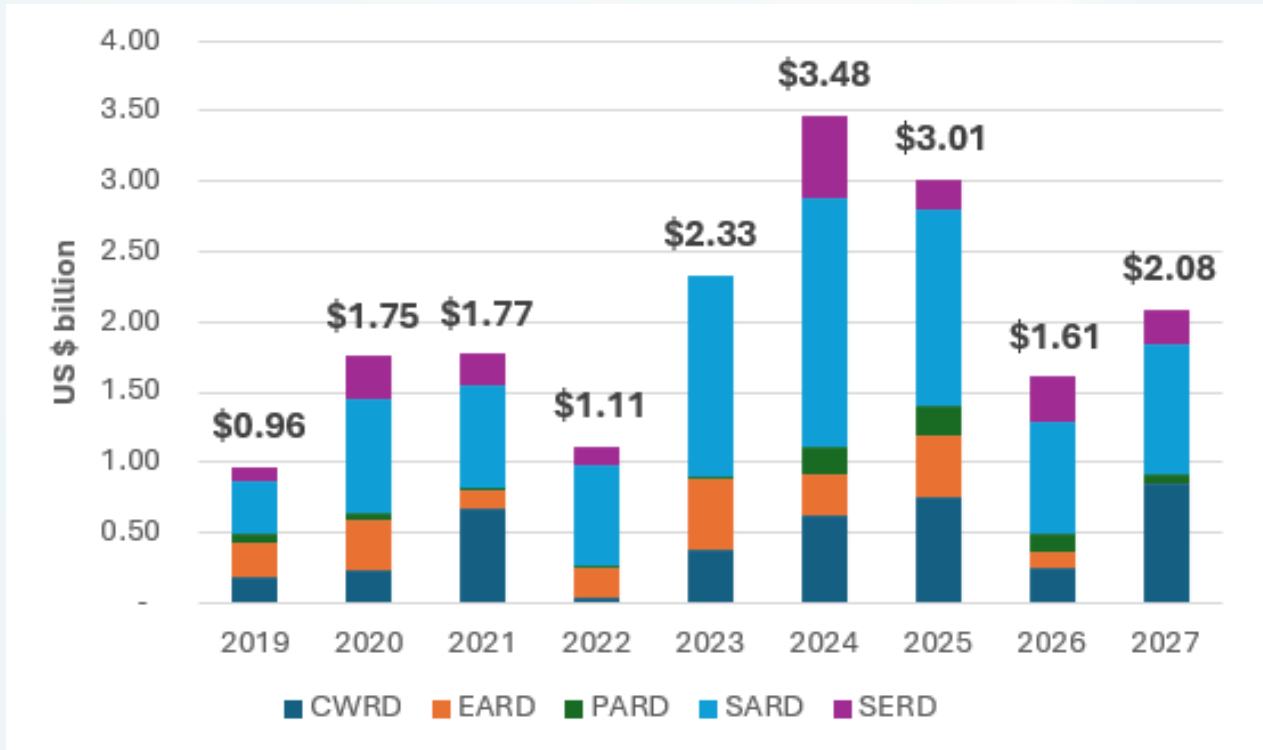


Source: ADB. 2022. [Strategy 2030 Water Sector Operational Guide](#).

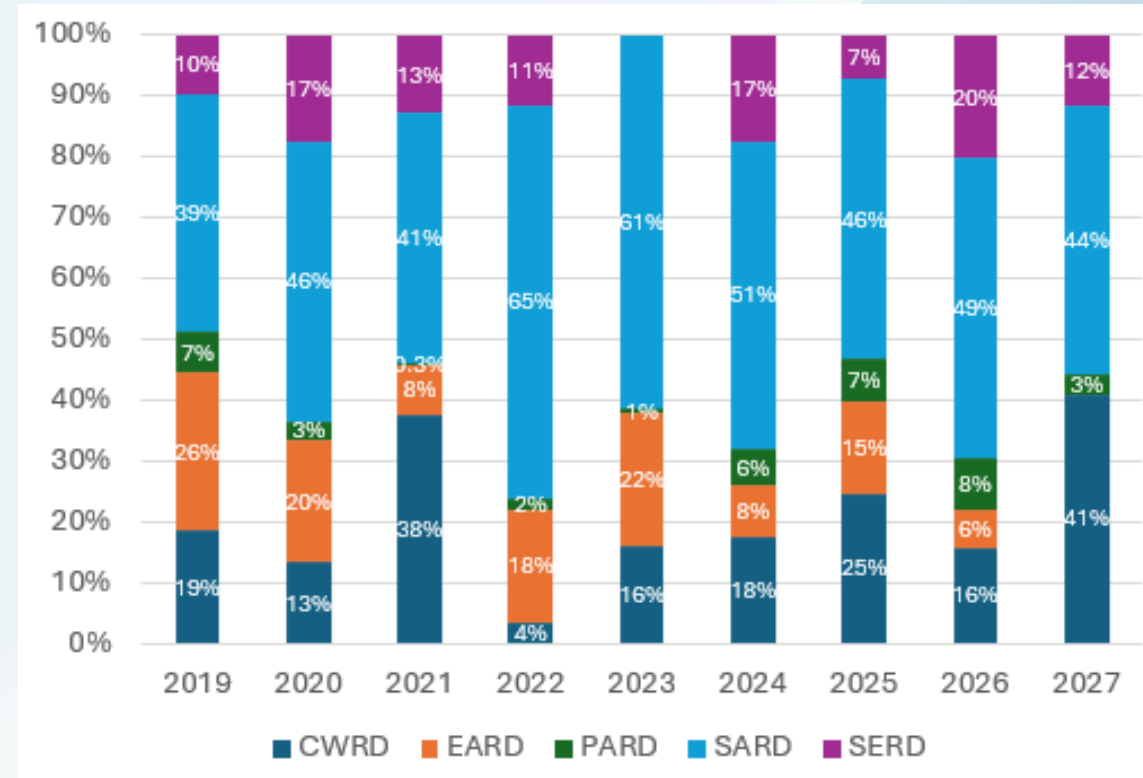


# Water and Urban Sector Commitments (2019–2027)

Annual Amount and Regional Breakdown (in \$million)



Regional Breakdown



Note: Project Commitments as of 3 October 2024.  
 Source: ADB's Operations Dashboard and SovOps.



# Portfolio Under Implementation

**Total (2024)**  
**\$15.51 B\***

**TOP 5 COUNTRIES**

1. IND, \$3.65B
2. PRC, \$2.54B
3. BAN, \$2.06B
4. PAK, \$1.19B
5. UZB, \$0.79B

**East Asia**  
**\$3.12B (20%)**

**Central &  
West Asia**  
**\$2.70B (18%)**

**Southeast Asia**  
**\$2.37B (15%)**

**South Asia**  
**\$6.96B (45%)**

**Pacific**  
**\$0.36B (2%)**

- Data as of 30 September 2024 (Source: ADB's Operations Dashboard)
- Excluding (i) all partial cofinancing from AFD, AIIB, and OFID and (ii) projects that have been financially closed as of the cut-off year.
- 2024 Active committed projects included.





# Water and Urban Development Sector Office Pipeline\* (Commitment)

## Total SG-WUD Firm Pipeline (2024-2026) by Region

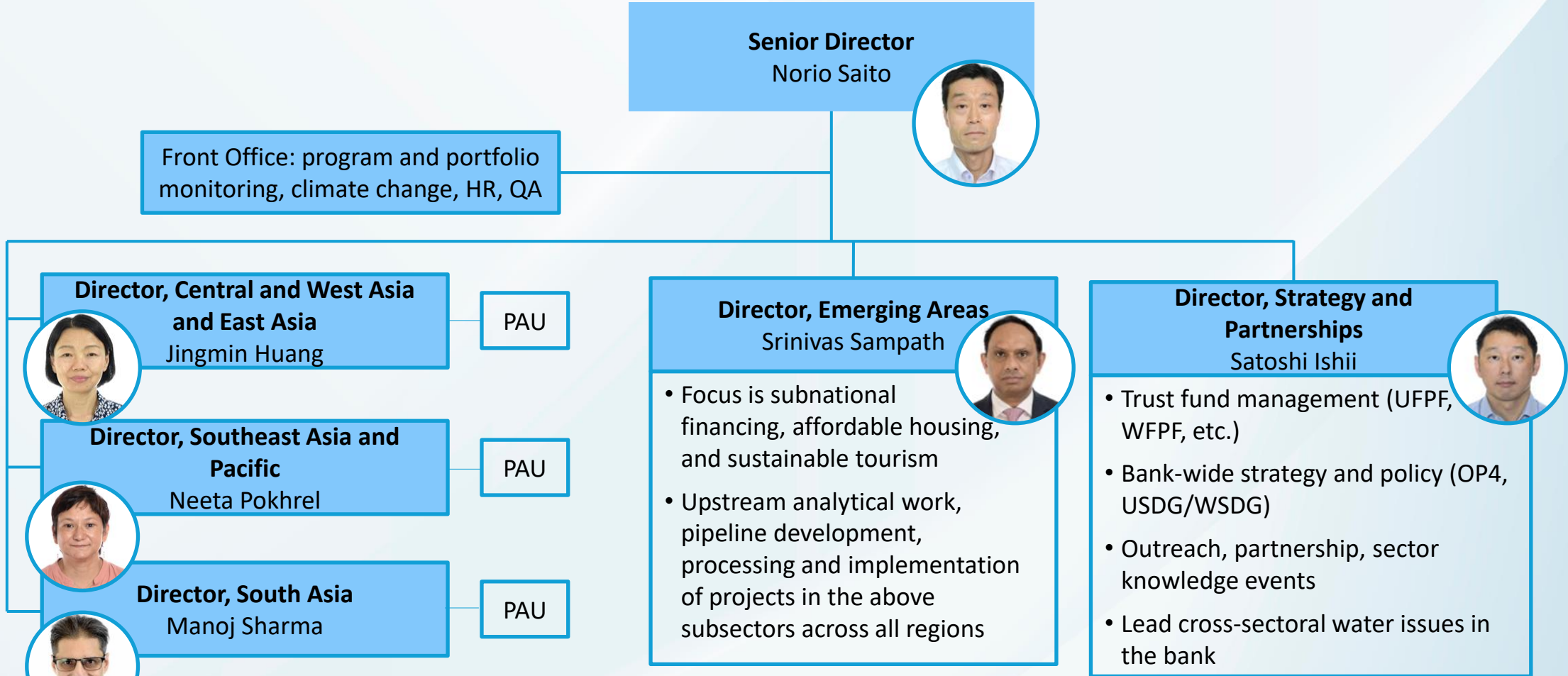
| Region                | 2024** Pipeline |                           | 2025 Pipeline |                           | 2026 Pipeline |                           |
|-----------------------|-----------------|---------------------------|---------------|---------------------------|---------------|---------------------------|
|                       | Total Number    | Commitments Amount (\$ M) | Total Number  | Commitments Amount (\$ M) | Total Number  | Commitments Amount (\$ M) |
| Central and West Asia | 5               | 616.35                    | 5             | 744.30                    | 5             | 253.50                    |
| East Asia             | 2               | 293.00                    | 3             | 450.00                    | 1             | 102.20                    |
| Southeast Asia        | 4               | 602.90                    | 3             | 211.00                    | 2             | 325.00                    |
| Pacific               | 6               | 199.88                    | 4             | 211.90                    | 6             | 136.17                    |
| South Asia            | 11              | 1,765.0                   | 10            | 1,391.79                  | 8             | 790.00                    |
| <b>TOTAL</b>          | <b>28</b>       | <b>3,477.13</b>           | <b>25</b>     | <b>3,008.99</b>           | <b>22</b>     | <b>1,606.87</b>           |

\*The pipeline is indicative as of October 2024. The list is not necessarily endorsed by our client countries and is subject to change without notice.

\*\* Includes 7 projects amounting to \$858m, which were approved in 2023 and for 2024 commitment.



# Water and Urban Development Sector Office



HR = human resources, OP = operational priority, PAU = project administration unit, QA = quality assurance, UFPF = Urban Financing Partnership Facility, USDG = urban sector directional guide, WFPF = Water Financing Partnership Facility, WSDG = water sector directional guide.